


DEPARTMENT OF TRANSPORTATION



OVERVIEW OF SAFETY PROGRAMS

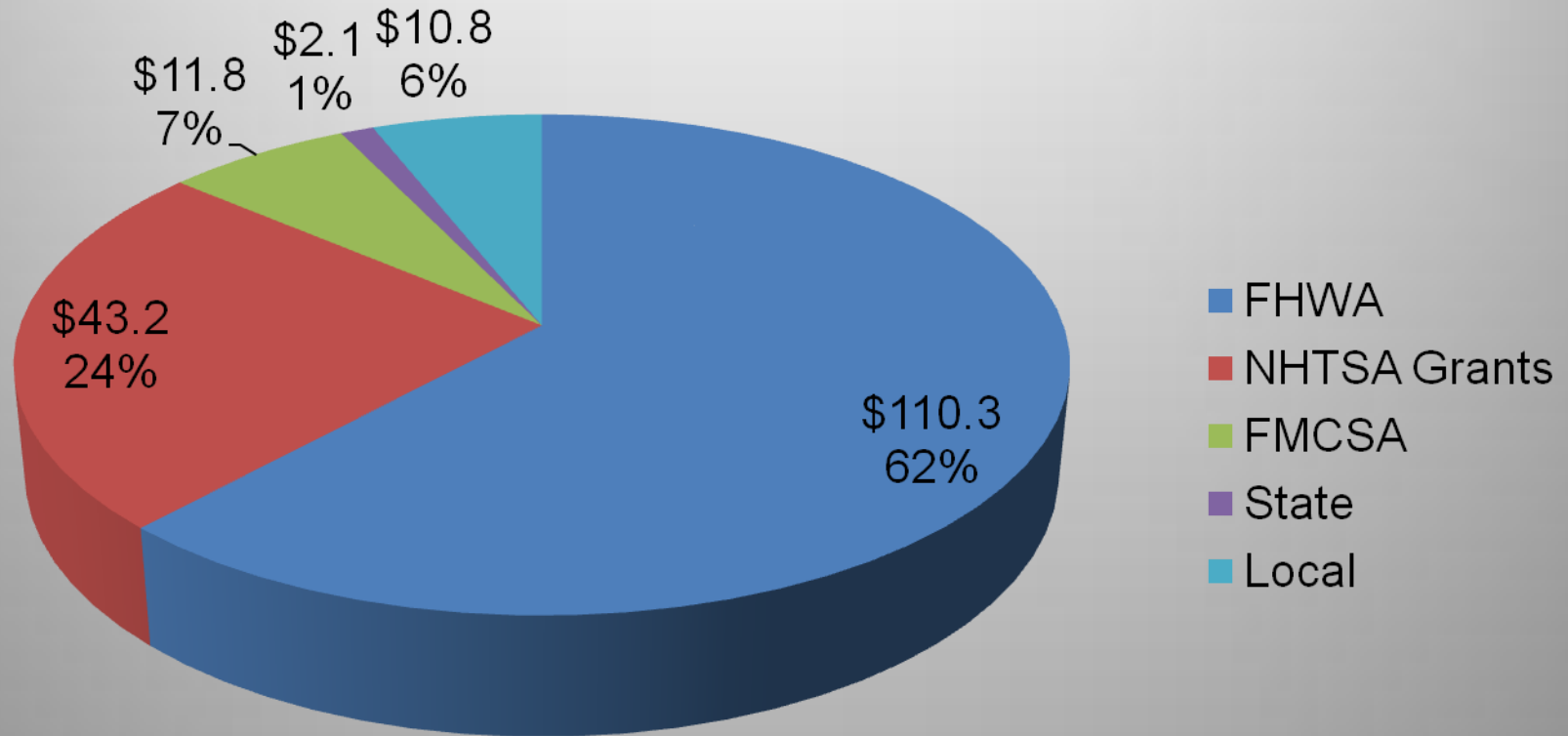
SAFETY PROGRAMS

- **Federal Motor Carrier Safety Administration (FMCSA)**
 - Commercial Vehicle Safety
- **Federal Highway Administration (FHWA)**
 - Highway Safety Improvement Program (HSIP) – roadway improvements; requires Strategic Highway Safety Plan (SHSP)
 - High Risk Rural Road (HRRR) – rural road improvements
 - Safe Routes To School (SRTS) – infrastructure for schools (10-30% non-infrastructure)
 - Rail – hazard elimination/protective devices
- **National Highway Traffic Safety Administration (NHTSA) – Grants**
 - Occupant protection
 - Motorcycle Safety
 - Pedestrian/Bicycle
 - Alcohol Impaired
 - Traffic Safety Teams
 - Speed/Aggressive Driving

SAFETY FUNDS PROGRAMMED

FY 2007/08 TOTAL \$178.2 M

(\$=MILLIONS)

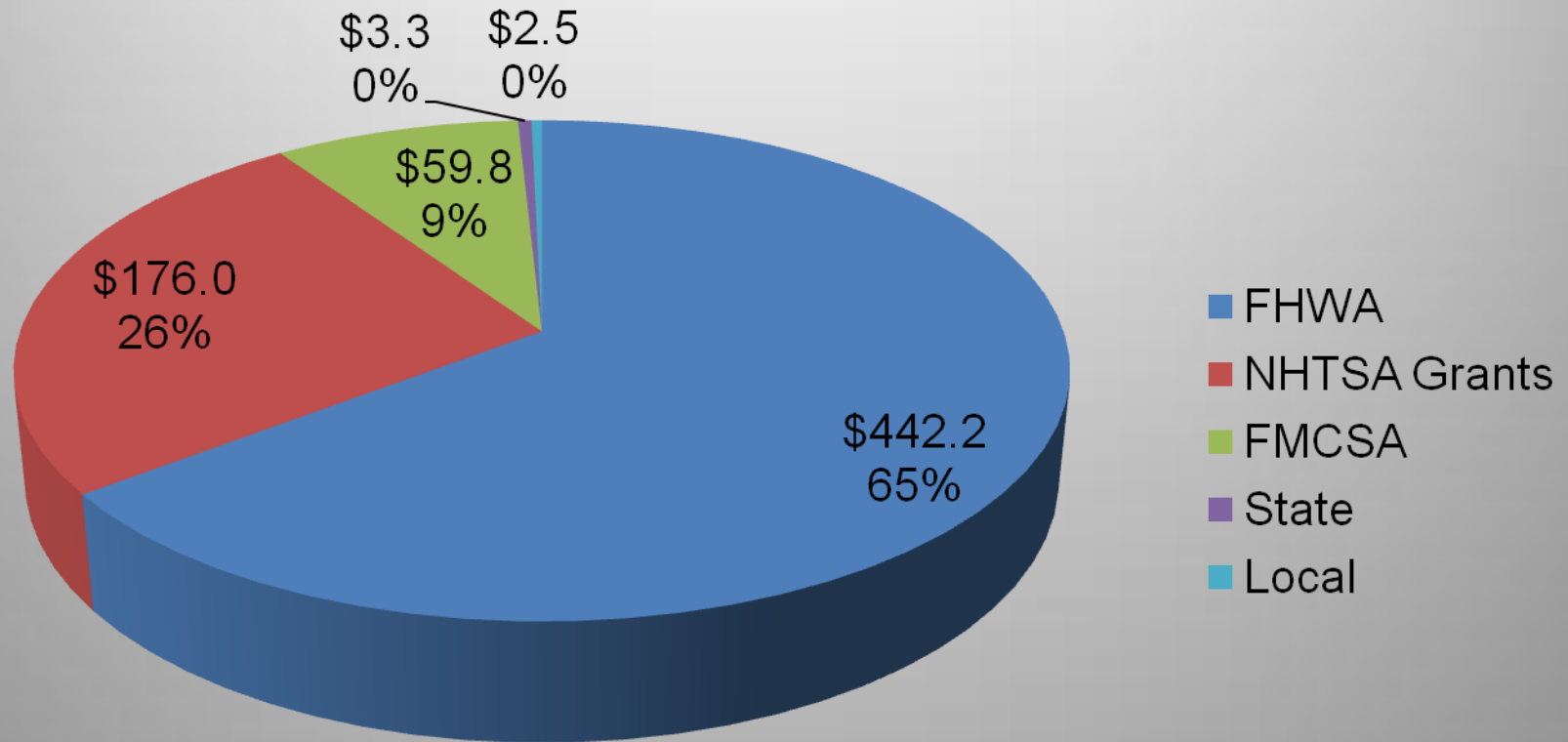


FHWA—Federal Highway Administration (SAFETEA-LU)
NHTSA—National Highway Traffic Safety Administration
FMCSA—Federal Motor Carrier Safety Administration Program

SAFETY FUNDS PROGRAMMED

FY's 2009 – 2013 TOTAL \$683.8 M

(\$=MILLIONS)



FHWA—Federal Highway Administration (SAFETEA-LU)
NHTSA—National Highway Traffic Safety Administration
FMCSA—Federal Motor Carrier Safety Administration Program

FMCSA – 2007 - \$10.8 M

- **Motor Carrier Safety Assistance Program** (MCSAP) \$7.7 M
- **Other MCSAP**
 - Research Grant \$350 K
 - Public Awareness \$200 K
 - High Crash Traffic Enforcement \$550 K
 - New Entrant Motor Carriers 2006 & 2007 1.05 M
- **Homeland Security** SETCP \$167 K
- **Video Monitoring** and VWMD \$718 K

FMCSA – 2008 - \$7.9 M

MCSAP Grant - \$7.7 M

New Entrant Application - \$225 K

FY 2008 – Federal Grant award amount. Work Program amount is higher due to prior year unexpended funds and contingencies programmed in FY 2008

**FMCSA FY's 2009 - 2013
= \$59.8 M**

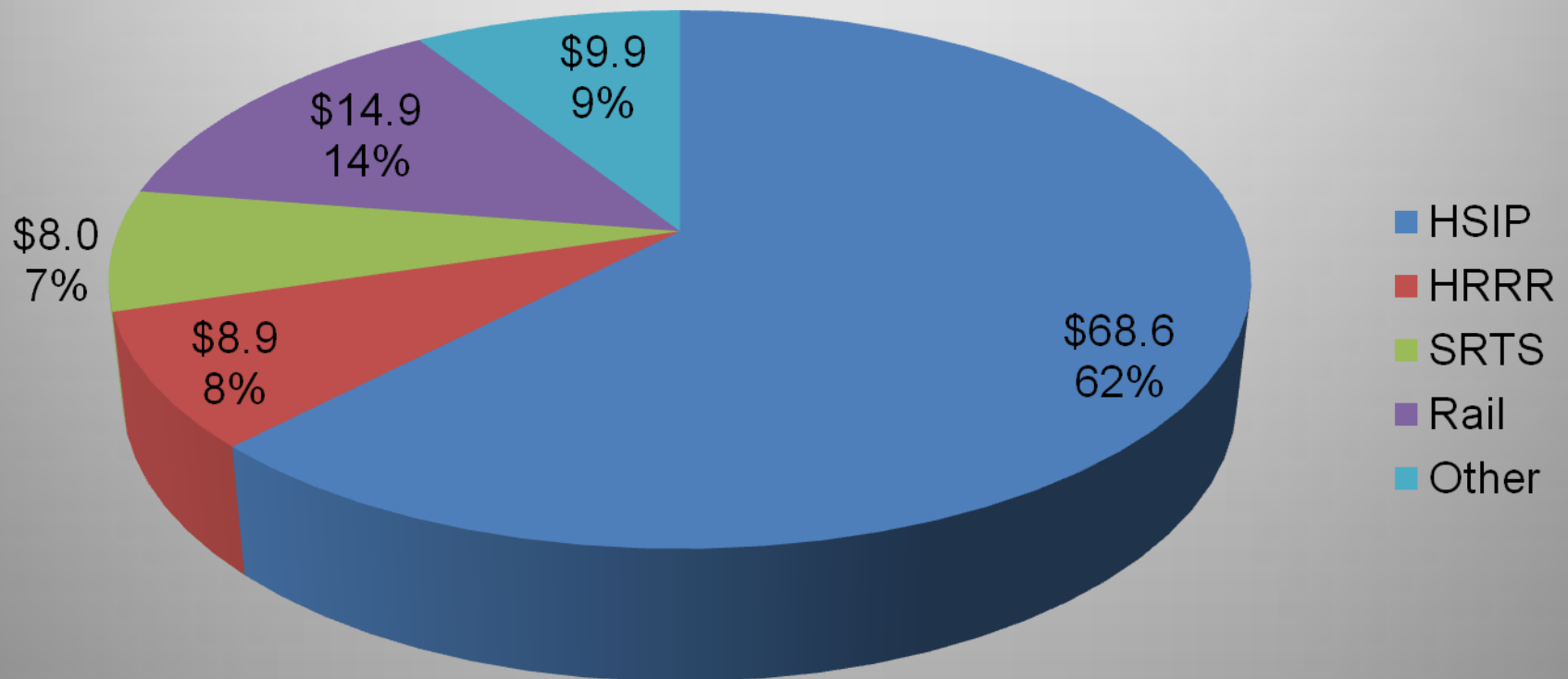
FHWA SAFETY PROGRAM ALLOCATIONS*

- **HSIP** –Statutory Formula
- **HRRR** – State Rural System Centerline Miles in each District
- **SRTS** – Primary and Middle School enrollments in each District
- **Rail** – Needs Based

*Federal fund allocations are subject to obligation limitations

FHWA SAFETY FUNDS PROGRAMMED FY 2007/08 TOTAL \$110.3 M

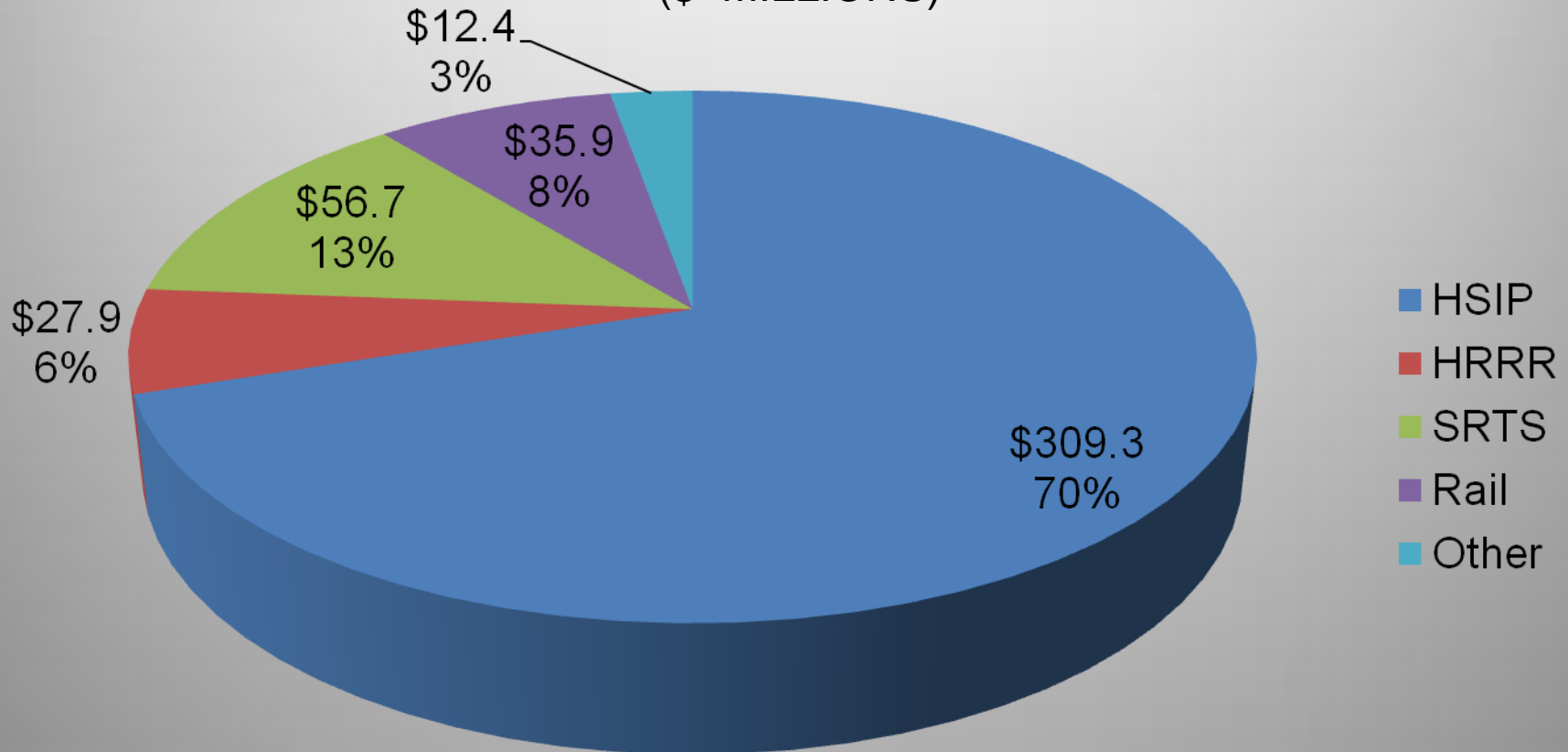
(\$=MILLIONS)



HSIP – Highway Safety Improvement Program
HRRR – High Risk Rural Roads
SRTS – Safe Routes to School
Rail – Rail Highway Crossing
Other – Surface Transportation Program, Equity Bonus, etc.

FHWA SAFETY FUNDS PROGRAMMED FY's 2009 - 2013 TOTAL \$442.2 M

(\$=MILLIONS)



HSIP – Highway Safety Improvement Program

HRRR – High Risk Rural Roads

SRTS – Safe Routes to School

Rail – Rail Highway Crossing

Other – Surface Transportation Program, Equity Bonus, etc.

SAFETY GRANT PROGRAM

Funding from NHTSA

- **Section 402**
 - All program areas
 - Automatic
 - Based upon population and highway miles
- **Application Required (410, 2010, 408)**
 - Program specific
 - Meet defined eligibility requirements
 - Allocated money divided among qualifying states

SAFETY GRANT PROGRAM

Funding from NHTSA

- **Competitive**
 - Available from time to time, no schedule
 - Submit application
 - State applications judged competitively

FLORIDA LOSES MILLIONS

\$ 763 K* - NO booster seat law

\$35.5 M** - NO primary safety belt law

\$ 5.2 M* - NO enhanced penalty law for
.15 BAC and higher

*Yearly estimates based upon current year funding

**One time bonus

NHTSA Grant Funds

- **Application Process**

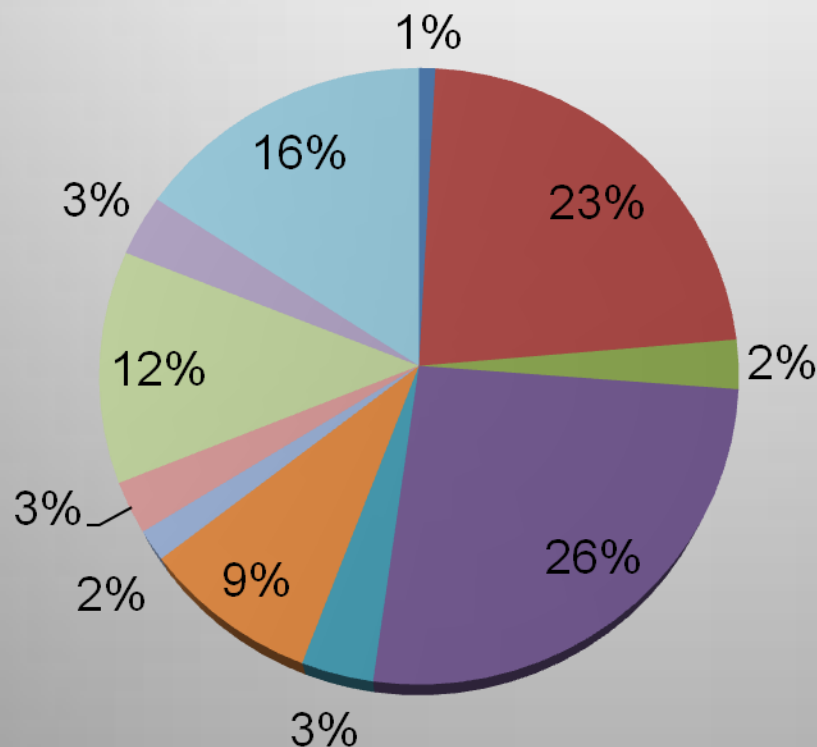
- Concept papers accepted Jan. 1 – March 31
- State, county, and local agencies and not for profits
- Certain items not available for purchase
- Describe the problem, the proposed program, and proposed outcomes

- **Selection Process**

- Data Driven/Based Upon Matrix
- Ranking/Award/Selection
- At least 40 % local projects
- Solicit programs where proposals don't meet needs

Safety Grants

FY 2006/07



■ Planning/Admin
 ■ Community Traffic Safety Teams
 ■ Ped/Bicycle
 ■ Motorcycle Safety
 ■ Speed Control
 ■ Paid Media

■ Occupant Protection
 ■ Alcohol
 ■ Traffic Records
 ■ Police Traffic Services
 ■ Roadway Safety

Planning/Admin	\$270,000
Occupant Protection	\$7,267,444
Community Traffic Safety	\$821,842
Alcohol	\$8,293,973
Ped/Bicycle	\$1,130,205
Traffic Records	\$2,782,389
Motorcycle Safety	\$522,564
Police Traffic Services	\$875,757
Speed Control	\$3,886,292
Roadway Safety	\$1,027,680
Paid Media	\$5,014,596
Total	\$31,892,742

Safety Grants 2006/07

• PRIORITIES

• Alcohol

- DUI Checkpoints
- Saturation Patrols

• Safety Belts

- High Visibility Enforcement + media

• Speeding

- Use of non-traditional enforcement vehicles
- Enhanced Penalty Zones

• OUTCOMES

• DUI Sustained Enforcement

- Reduction in DUI fatalities in 2006

• Click It Or Ticket (Plus)

- Usage at all time high in 2006 – 80.7%

• LEAD “Let’s Eliminate Aggressive Driving”

- Slight increase to 17%

FY 2006/07

Dept. of Highway Safety & Motor Vehicles and Florida Highway Patrol

DHMSV = \$ 966,314

FHP = \$ 578,000

TOTAL = \$1,544,314

DHSMV 2006/07

- Legal Training for Hearing Officers - \$94,500
- Motorcycle Training & Awareness - \$225,414
- Motorcycle Safety PI&E Campaign & Training - \$297,150
- Hispanic Community Safety Outreach - \$299,250

Top 4 programs – does not equal total

FHP 2006/07

- Occupant Protection Program - \$50,000
- Stop Street Racing - \$60,000
- Reduction of Alcohol Related Motorcycle Crashes - \$200,000
- Secondary Crash Prevention - \$250,000

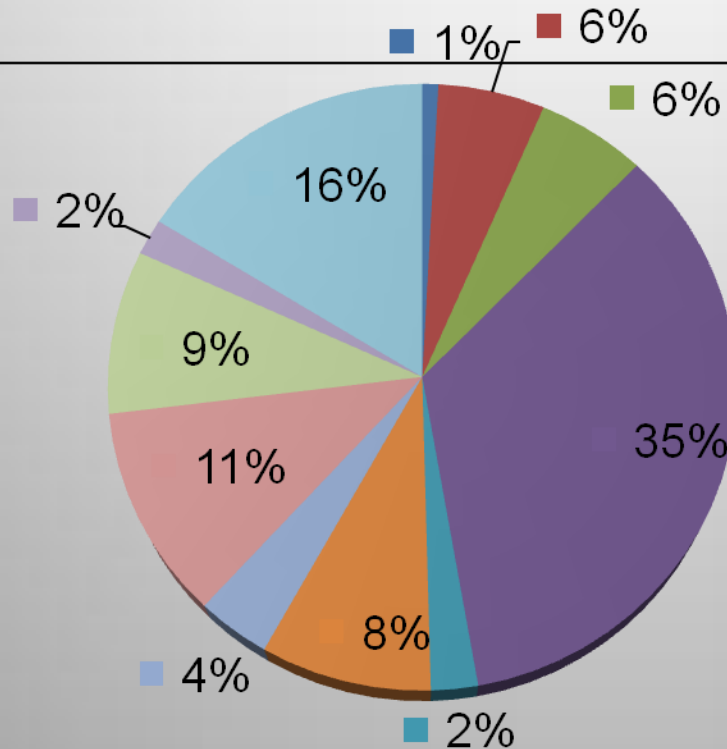
Top 4 programs – does not equal total

Florida Dept. of Health 2006/07

- Special Needs Occupant Protection Program - \$65,100
- Florida Bicycle Helmet Program - \$98,404
- Field Data Collection - \$330,551
- Local Health Departments (3) - \$20,731

Top 4 programs – does not equal total

Safety Grants - FY 2007/08



Planning/Admin	\$270,000
Occupant Protection	\$1,876,077
Community Traffic Safety Teams	\$1,847,634
Alcohol	\$11,488,043
Ped/Bicycle	\$744,307
Traffic Records	\$3,716,299
Motorcycle Safety	\$1,180,286
Police Traffic Services	\$4,574,923
Speed Control	\$2,781,460
Roadway Safety	\$618,735
Paid Media	\$6,242,937
Total	\$35,340,701

- Planning/Admin
- Alcohol
- Motorcycle Safety
- Roadway Safety
- Occupant Protection
- Ped/Bicycle
- Police Traffic Services
- Paid Media
- Community Traffic Safety Teams
- Traffic Records
- Speed Control

Amount of Grant awards differs from amount in work program due to differences in federal and state reporting as well as contingencies programmed in the work program.

Safety Grants 2007/08

• PRIORITIES

• Alcohol

- DUI Checkpoints
- Saturation Patrols

• Safety Belts

- High Visibility Enforcement + media

• Speeding

- Use of non-traditional enforcement vehicles
- Enhanced Penalty Zones

• OUTCOMES

• DUI Sustained Enforcement

- Prelim numbers show reduction in DUI fatalities in 2007

• Click It Or Ticket (Plus)

- Slight drop in usage in 2007 – 79.1 %

• LEAD “Let’s Eliminate Aggressive Driving”

- Remaining steady at 17%

FY 2007/08 Grants

Dept. of Highway Safety & Motor Vehicles and Florida Highway Patrol

DHSMV = \$1,777,167

FHP = \$2,224,445

TOTAL = \$3,401,612

DHSMV 2007/08

- **Statewide Hispanic Outreach - \$100,000**
- **Legal Training for Hearing Officers - \$110,250**
- **Supporting Electronic Crash Reporting
by local agencies - \$156,000**
- **Motorcycle Training & Awareness - \$480,000**

Top 4 programs – does not equal total

FHP 2007/08

- **Florida (Laws) Trip Tips - \$250,000**
- **Occupant Protection Outreach & Education - \$270,00**
- **Child Passenger Safety Program - \$550,000**
- **Statewide DUI Checkpoint Program - \$794,445**

Top 4 programs – does not equal total

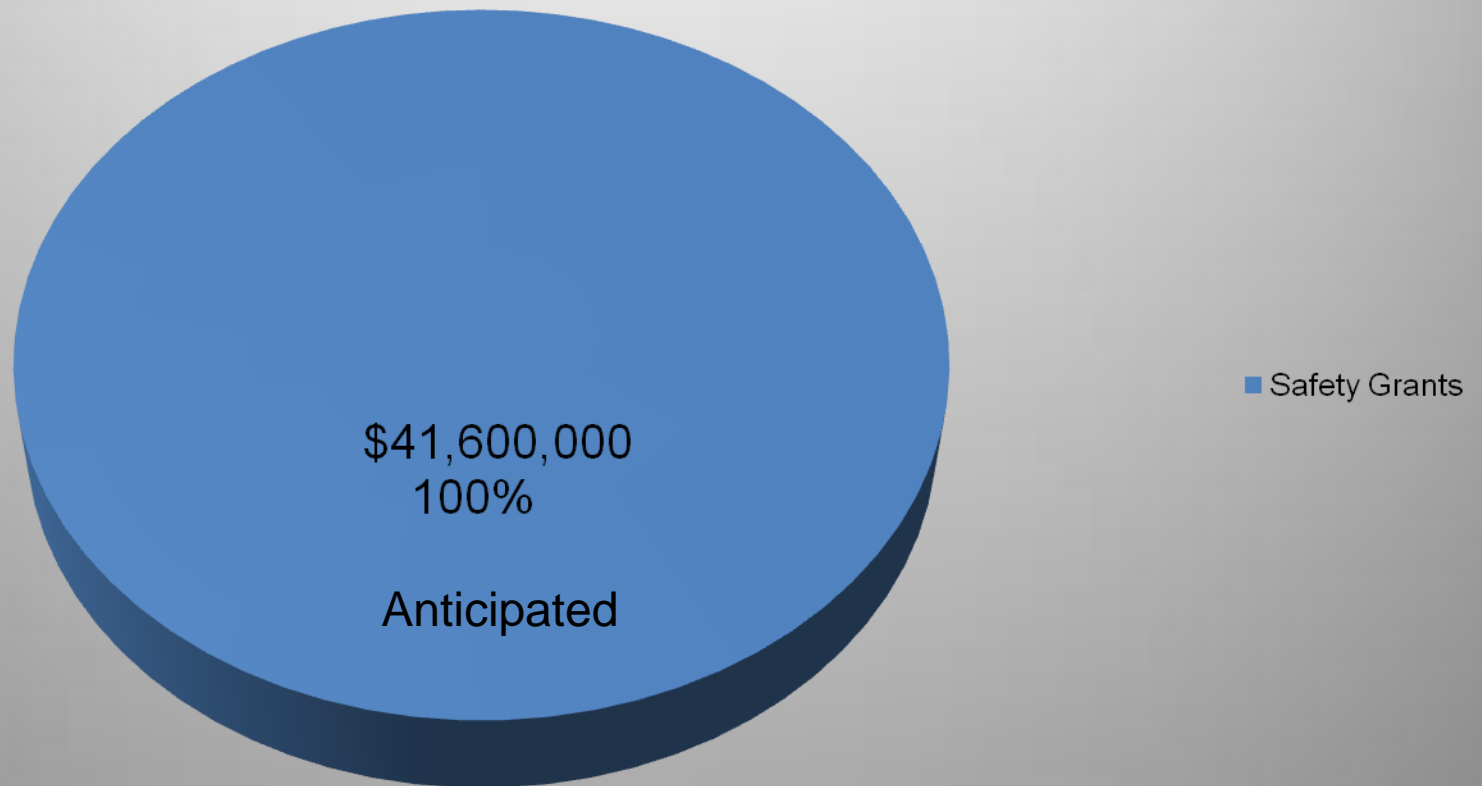
Florida Dept. of Health 2007/08

- **Special Needs Occupant Protection Program - \$80,850**
- **Florida Bicycle Helmet Program - \$113,404**
- **Field Data Collection - \$495,000**
- **Local Health Departments (6) - \$202,900**

Top 4 programs – does not equal total

Safety Grants

FY 2008/09



Safety Grants 2008/09

- PRIORITIES

- EXPECTED OUTCOMES

TO BE DISCUSSED

Safety Program

- Questions
- Discussion