



Florida Transportation Commission Safety Forum




Recap
May 30, 2008






Agenda

- Opening Remarks - Chairman Marcos Marchena
- Agency Presentations on Fund Sources, Allocations, Priorities and Outcomes
 - Department of Transportation – Kevin Thibault
 - Department of Highway Safety and Motor Vehicles – Susan Kyzer
 - Department of Health – Lisa Vanderwerf-Hourigan
 - Stephen Reich - CUTR
- Roundtable Discussion




Participants

- **Florida Sheriffs Association** Phil Rivers
- **Florida Sheriffs Association** Peter C. (Pete) Bucher
- **Florida Police Chiefs Association** Chief Steven Burch
- **Department of Highway Safety and Motor Vehicles** Susan Kyzer
- **Florida Highway Patrol** Lt. Col. David Brierton
- **Department of Health** Lisa Vanderwerf-Hourigan
- **Federal Highway Administration (FHWA)** James Christian
- **Motor Carrier Compliance** Colonel David Dee
- **American Automobile Association (AAA)** Kevin Bakewell
- **American Automobile Association (AAA)** Amy Stracke
- **Center for Urban Transportation Research** Stephen Reich and Jan Davis
- **Florida Department of Transportation** Stephanie Kopelousos, Kevin Thibault, Marianne Trussell




Key Questions Posed

1. Are current priorities in need of adjustment?
2. Are there clear sets of goals and objectives?
3. Does the safety budget reflect goals and objectives?
4. Are outcomes being measured?
5. If so, are there established targets?
6. How are we performing?




Key Questions Posed

7. What are the barriers to better outcomes?
8. Should we be doing things differently?
9. Are we leveraging best practices and partners to the maximum?




Question #'s 1 & 2

- Goals and Objectives – exist in both Strategic Highway Safety Plan and the Commission's safety performance indicators
- Emphasis Areas
 - *Aggressive Driving*
 - *Intersection Crashes*
 - *Vulnerable Users (peds, bikes, cycles)*
 - *Lane Departures*




Question #'s 1 & 2

- Continuing Priority Areas
 - Occupant Protection
 - Impaired Driving
 - Traffic Data and Decision Support
- Goals and objectives may need to be revised as a part of the Plan update
- ✓ Continuing FTC/ FDOT interaction will help




#3 Does the safety budget reflect goals and objectives?

- Safety program largely driven by federal categories
- Penalties and incentives involved
- ✓ Push for increased flexibility in federal fund use during reauthorization discussions




#4 Are outcomes being measured?

- ✓ They are – but better and consistent **safety dashboard** will be developed – FDOT and FTC staff



#5 If so, are there established targets?

- Targets for FDOT reporting to FTC in place – may adjust based on goals and objectives being revised



#6 How are we performing?

- Lag in data availability does create problems
- Annual reporting within FDOT performance measures may reduce safety's significance
- ✓ Special safety performance Commission briefings suggested




#7 What are the barriers to better outcomes?


- Lag in data availability does create problem
- FHP now reporting 65% of all fatalities all electronically
- ✓ Pilot using only FHP data to get timely info for programmatic decisions



#8 Should we be doing things differently?




- ✓ FDOT to report more regularly to FTC
- ✓ More strategic safety investment focus



#9 Are we leveraging best practices and partners to the maximum?

- ✓ Develop ROI methodology for safety expenditures
- ✓ Use AAA and other groups more aggressively to assist in education
- ✓ FDOT share Best Practices findings with Commission



Other Follow-Up

- ✓ Safety Workshop to be held in conjunction with September meeting
- ✓ CUTR to investigate previous safety research focused on demographic data
 - Gender, Education, Repeat Offenders, etc.
- ✓ Provide updated data for SHSP through 2006