

2020 YEAR IN REVIEW & 2021 SEASON PREPARATIONS



IRENE CABRAL
FDOT EMERGENCY COORDINATION OFFICER

2020 YEAR IN REVIEW

- Today is SEOC Activation Day 447 for COVID-19
 - 106 missions, 12 active
- Continuing to support testing and vaccination sites with maintenance of traffic, signage, and other resources
- Very active tropical season with thirty named storms
 - Thirteen hurricanes
 - Seven major hurricanes (tied with 2005)
 - Ten storms formed in September
 - Ten storms rapidly intensified
- Numerous wildfires, some with significant transportation impacts
 - Five Mile Swamp (Santa Rosa) closed I-10 for two days
 - Mussett Bayou (Walton) closed US 98 and SR 30A
 - 36th Avenue SE (Collier) closed twenty miles of I-75 Alligator Alley, and SR 29
- Civil unrest

	Preparation	Response
Tropical Storm Cristobal	✓	
Hurricane Isaias	✓	✓
Hurricane Laura	✓	
Tropical Storm Marco	✓	
Hurricane Sally	✓	✓
Hurricane Delta	✓	
Hurricane Zeta	✓	✓
Hurricane Eta	✓	✓





COVID-19 TRAVEL
ALERTS VISIT
[FLORIDAHEALTH.GOV](https://www.floridahealth.gov)





2021 YEAR TO DATE

- Freeze in Escambia, Okaloosa, and Santa Rosa (February)
- Piney Point incident and US 41 closure (April)
- Colonial Pipeline cyberattack (May)
- 1,269 wildfires and 52,879 acres burned as of 23 May
 - 📍 Tree Frog (Brevard/Indian River) closed I-95 on 21 May



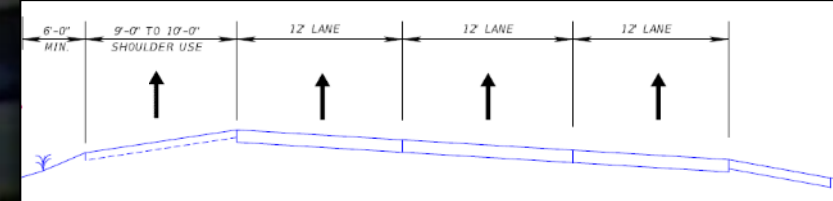
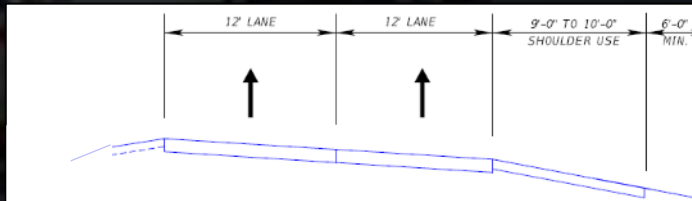
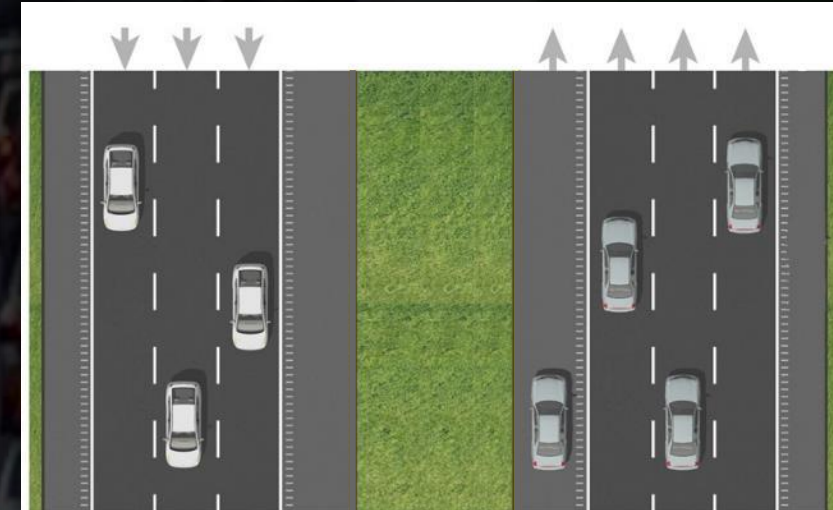
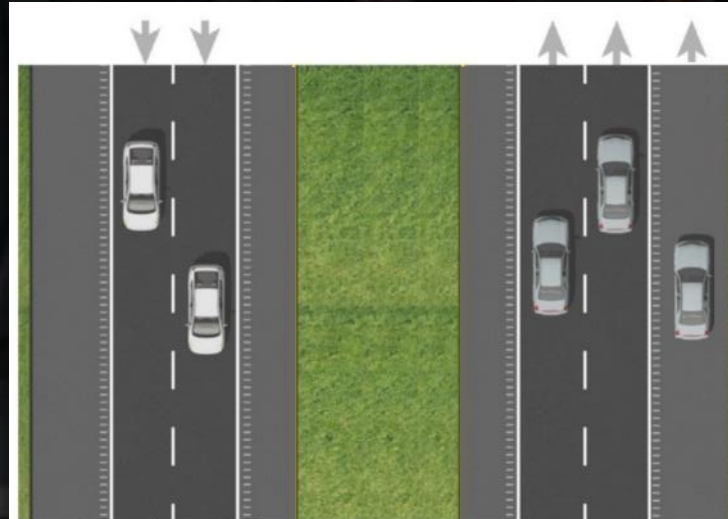
1530
I-95 NB
South of Brevard Co. Line



EMERGENCY SHOULDER USE

- FDOT's innovative strategy to increase traffic capacity during major hurricane evacuations using existing paved shoulders
 - Left (inside) shoulder used on six-lane roadways
 - Right (outside) shoulder used on four-lane roadways
- First developed in 2017 and first implemented for Hurricane Irma in September 2017; plans are reviewed annually
- New Segment: Florida's Turnpike
 - Northbound from south of Hypoluxo Road in Boynton Beach (Palm Beach) to Osceola Parkway in Kissimmee (Osceola)
 - *Approximately 161 ESU miles added*
- Next Steps
 - Districts finalizing concept plans and standard operating procedures
 - Statewide annual review with FDEM, FDLE, FHP, and Georgia on 26 May

FLORIDA EMERGENCY SHOULDER USE



FLORIDA

EMERGENCY
SHOULDER USE

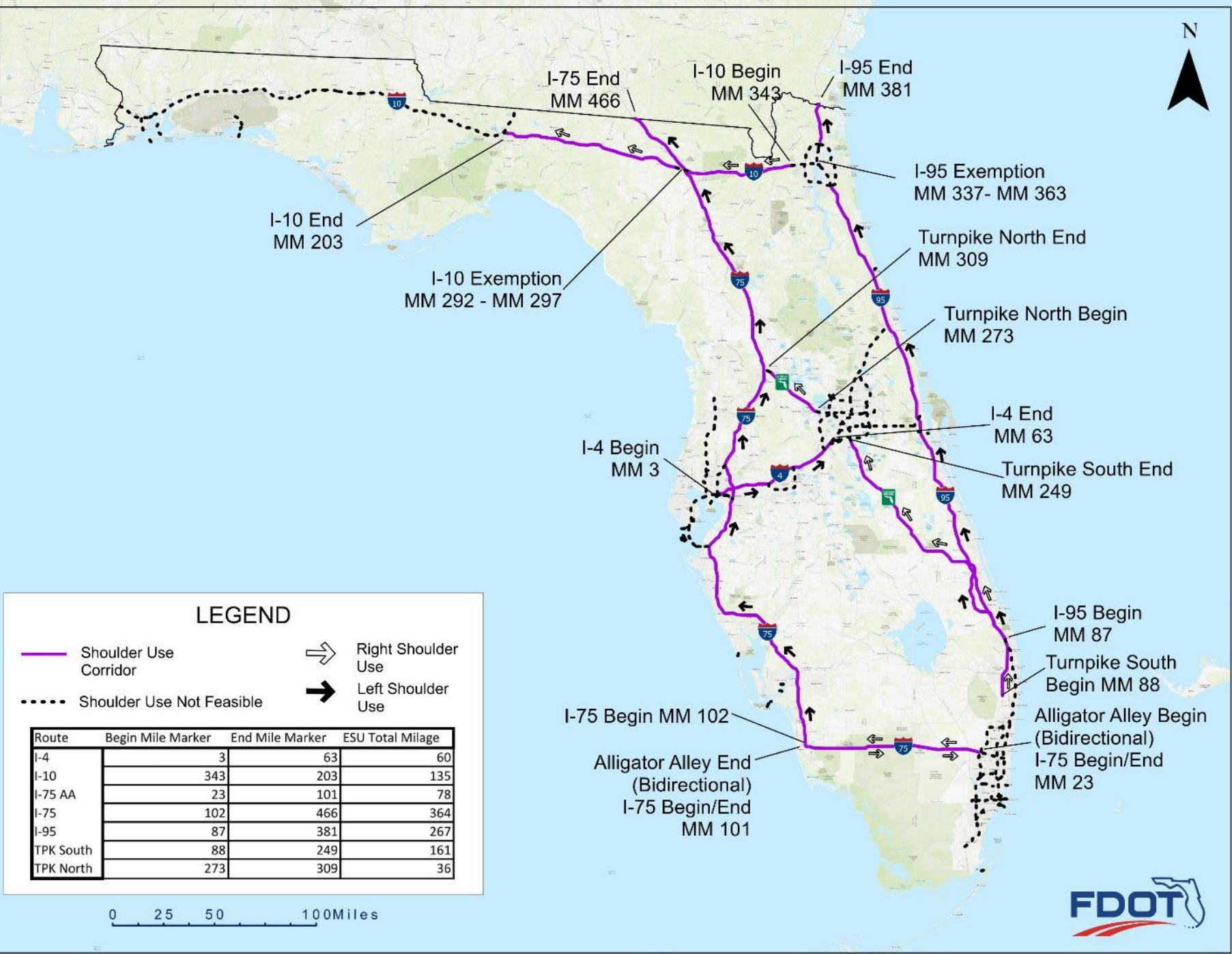


LEGEND

- Shoulder Use Corridor
- - - - Shoulder Use Not Feasible
- ⇨ Right Shoulder Use
- ➔ Left Shoulder Use

Route	Begin Mile Marker	End Mile Marker	ESU Total Mileage
I-4	3	63	60
I-10	343	203	135
I-75 AA	23	101	78
I-75	102	466	364
I-95	87	381	267
TPK South	88	249	161
TPK North	273	309	36

0 25 50 100 Miles



Annual FHWA Emergency Relief Training for Districts

- Presented by the state FHWA transportation engineer/Emergency Relief coordinator
- 131 attendees across two sessions on 27 April

FDEM Annual Exercise

- Integrated emergency management course held in lieu of a typical statewide hurricane exercise
- Four-day training activity for emergency operations center personnel with lectures, discussions, small-group planning sessions, and exercises

FDOT Annual Tabletop Exercise for Districts

- Discussion-based, independent activity for Districts 1–7 and Turnpike on 05 May
- Scenario included a hurricane landfall during a cyberattack, which debilitated technology statewide
- Conducted hotwash with all districts on 12 May to capture their key takeaways and suggestions
 - Improved remote working capabilities and use of technology brought about by the pandemic resulted in less reliance on staffing physical alternate facilities
 - Reliance on technology could be detrimental in a technology failure scenario; such an issue could cause essential functions to be performed at a reduced capacity, if at all
 - Changing essential functions is not necessary, but processes may need to be adjusted to account for potential technological failures

OTHER PREPARATION ACTIVITIES

- Continuity of Operations
 - Revised the Infectious Disease Annex
 - Received 24,000 N-95 masks from FDEM
- Pre-Event Contracts
 - Published nine updated scopes of services and three updated pay item lists
- Statewide Bulk Fuels
 - Contract has been procured
- FDEP Debris Management Sites
 - Districts finished site pre-approval updates
 - Pre-approval letters received from FDEP
- Emergency Mobile Generators
 - Five-year agreement between FDEM and FDOT effective 18 February 2021
 - Eleven 65 KW and five 80 KW generators received by FDOT for storage and regular maintenance
- Disaster Staging Areas
 - Turnpike developing a plan as per §338.236
 - Meeting with FDEM to discuss thereafter
- Leadership Summit
 - Held FDOT executive leadership meeting with new FDEM leadership
- Additional Training
 - Local Agency Program
 - Finance & Administration

FEMA PROJECTS

	Submitted to FEMA	Amount to be Paid to FDOT	Payments Received from FDEM
Matthew	\$29,407,292.61	\$24,804,832.16	\$24,570,438.66
Irma	\$133,190,067.63	\$115,731,665.22	\$94,082,031.04
Michael	\$448,321,799.84	\$178,817,052.28	\$165,662,270.99
Dorian	\$1,723,101.89		
Sally	\$1,954,382.20		

Vital Few
TALENT
Florida Department of Transportation

Vital Few
MOBILITY
Florida Department of Transportation

Vital Few
SAFETY
Florida Department of Transportation

Vital Few
Innovation
Florida Department of Transportation

- Improve Safety ✓
- Enhance Mobility ✓
- Inspire Innovation ✓
- Foster Talent ✓

THANK YOU!





AVIATION PROGRAM **OVERVIEW**

AVIATION OFFICE | MAY 2021


Overview

- Aviation Program Overview
- Aviation Program Description
- Aviation Program Funding
- FDOT's Role

Aviation **Program Overview**



130 Public-Use Airports



20 commercial service airports
110 general aviation airports




11
major military airfields




Over 600
private-use airports and heliports

In 2019,
Florida ranked
2ND in the
Nation
with 95 million
enplaned passengers




Florida's air passengers
account for
10%
of the nation's
total passengers

Approximately
11% of the
Nation's air cargo travels
through Florida's airports
4th among all states



Aviation Economic Impact



1.4 Million
Jobs



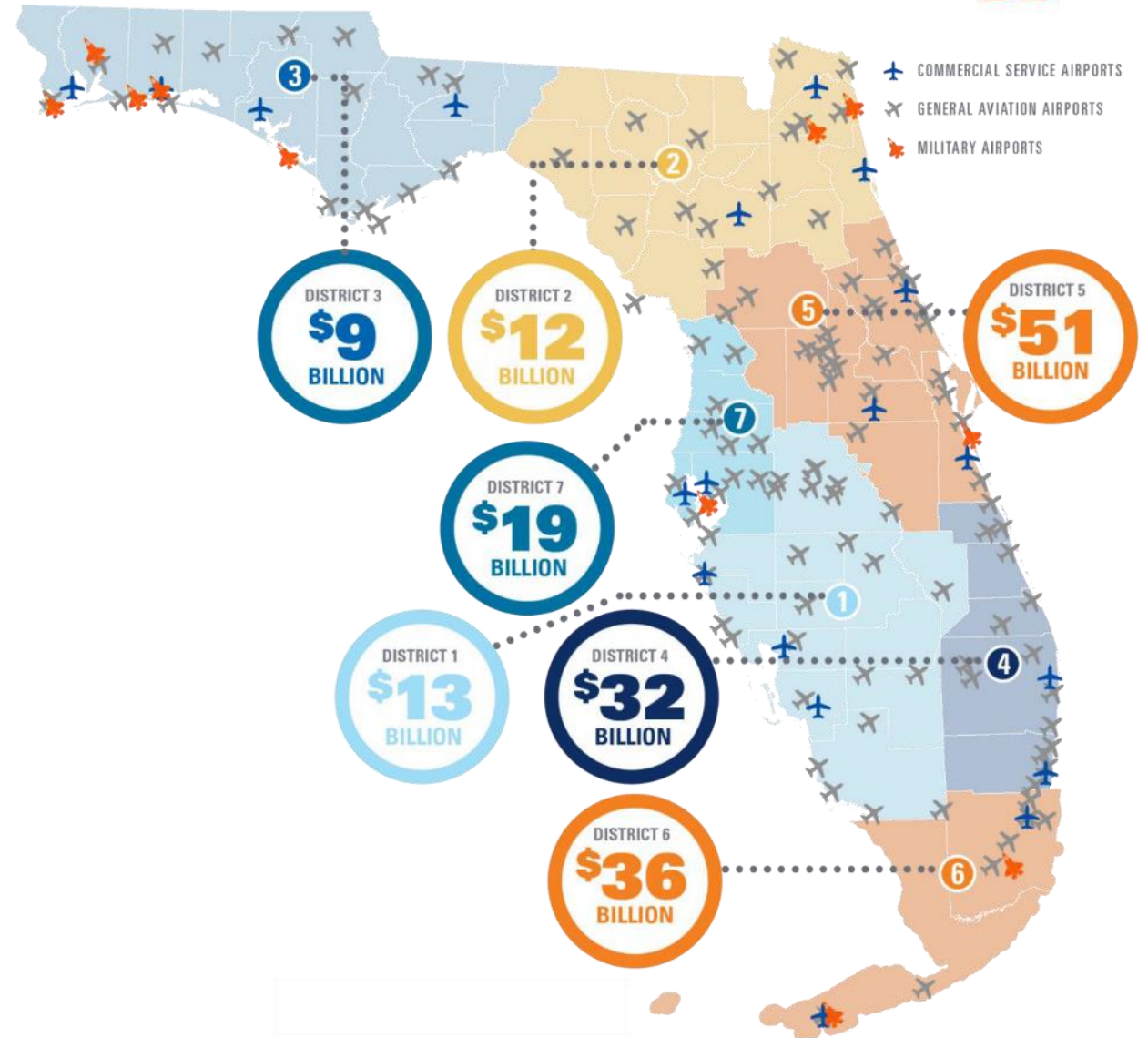
\$175 Billion
in Economic
Activity



\$60.2 Billion
in Payroll



10 Percent
of Florida's Gross
State Product



Air Cargo



\$6.6 Billion
in Economic Activity



36 Percent
of Florida's
International Trade



Commodities Carried
Valued at
\$33 Billion
Annually



Florida's Public-Use Airports

Aviation **Program Description**



Florida's aviation program provides financial and technical assistance to Florida's public airports




Safety



Security



Preservation



Capacity



Economic
Development

FDOT funds capital projects on airport property and any services that lead to capital projects, such as planning and design



The only off airport projects are the purchase of mitigation lands and aviation easements, noise mitigation such as sound proofing and access projects for intercontinental airports

Airport capital equipment is eligible, except equipment related to day-to-day operations, such as maintenance services and equipment



Airport projects must be:

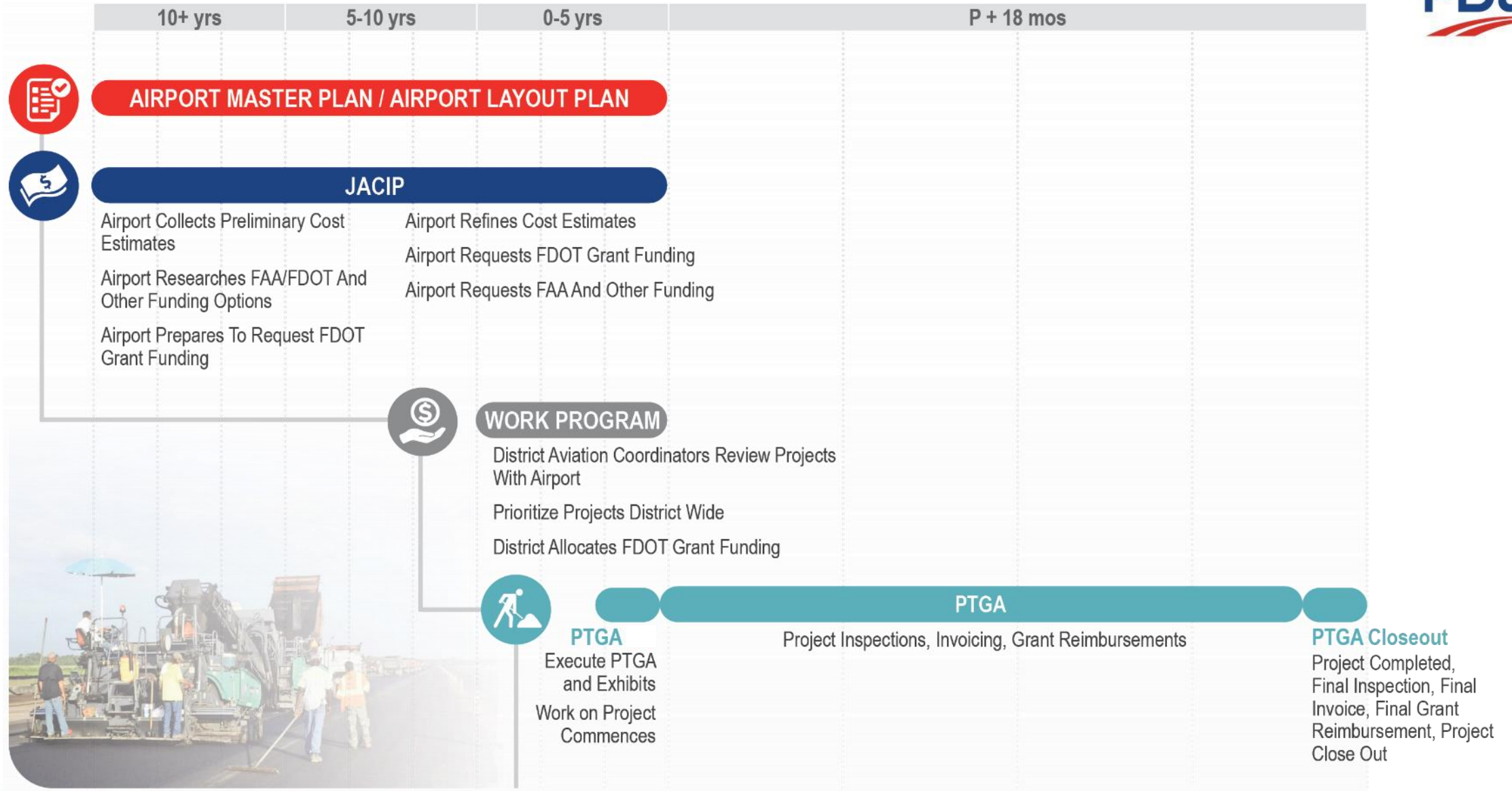
- Consistent with the airport's role defined in the Florida Aviation System Plan
- Consistent, to the maximum extent possible, with the local comprehensive plan
- Part of an FDOT accepted airport master plan and approved airport layout plan

Aviation **Program Funding**

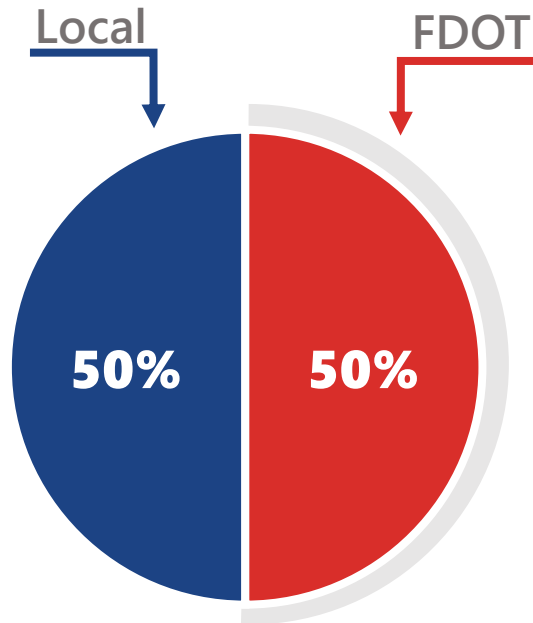


Aviation Program Funding

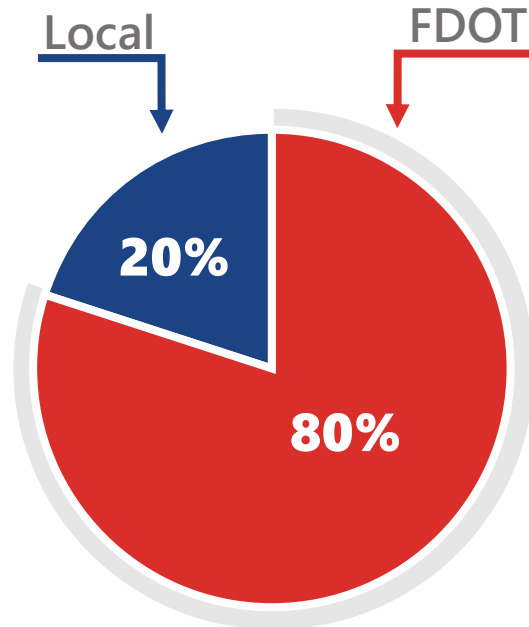
- The aviation grant program is funded from the State Transportation Trust Fund
- Federal Aviation Administration funds are managed by an FAA Airport District Office in Orlando
- The aviation industry is a major contributor to this fund through Florida aviation fuel tax (\$25 - \$30 million per year)



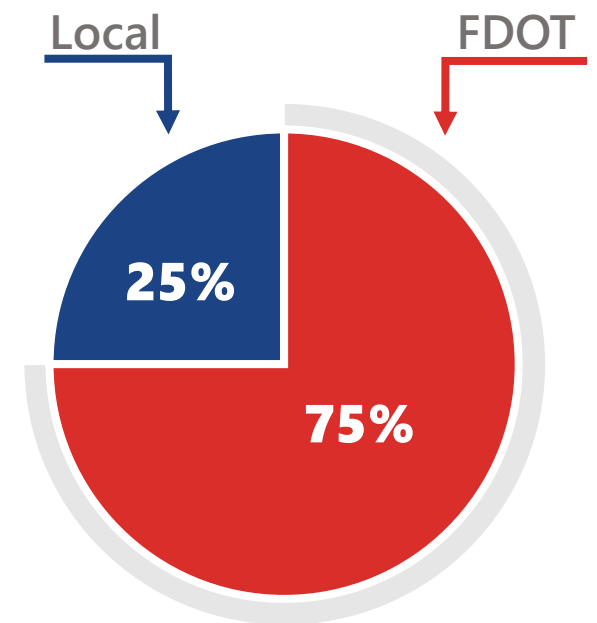
Statutory Funding Shares



Commercial service airports are funded at 50/50



General aviation airports are funded at 80/20



Land acquisition may be initially funded at 75/25

FDOT's **Role**



Chapter 330, Florida Statutes

- Public Airport Site Approval, Inspection, and License
- Private Airport Site Approval and Registration

Chapter 332, Florida Statutes

- Develop and Maintain Florida Aviation System Plan
- Administer Aviation Grant Program

Chapter 333, Florida Statutes

- Issue Airspace Obstruction Permits
- Provide Technical Assistance

Central Aviation Office (Policy Guidance):

- Florida Aviation System Plan
- Statewide Project Management
- Airport Inspection and Licensing Program
- Airport Master Plan Review
- Airport Security Plan Approval
- Emergency Operations Support

District Aviation Offices (Program Implementation):

- Manage Grants Agreements
- Project Management
- Project Site Visits
- Airport Master Plan Approvals
- Local Government Technical Support
- Work Program Development



Questions?

Contact: Aaron N. Smith,
State Aviation Manager

Phone: 850-414-4514

Email: aaron.smith@dot.state.fl.us

Aviation Office Website

www.dot.state.fl.us/aviation

Continuing Florida Aviation
System Planning Process

www.CFASPP.com