



**florida public
transportation
association**

Florida Public Transportation

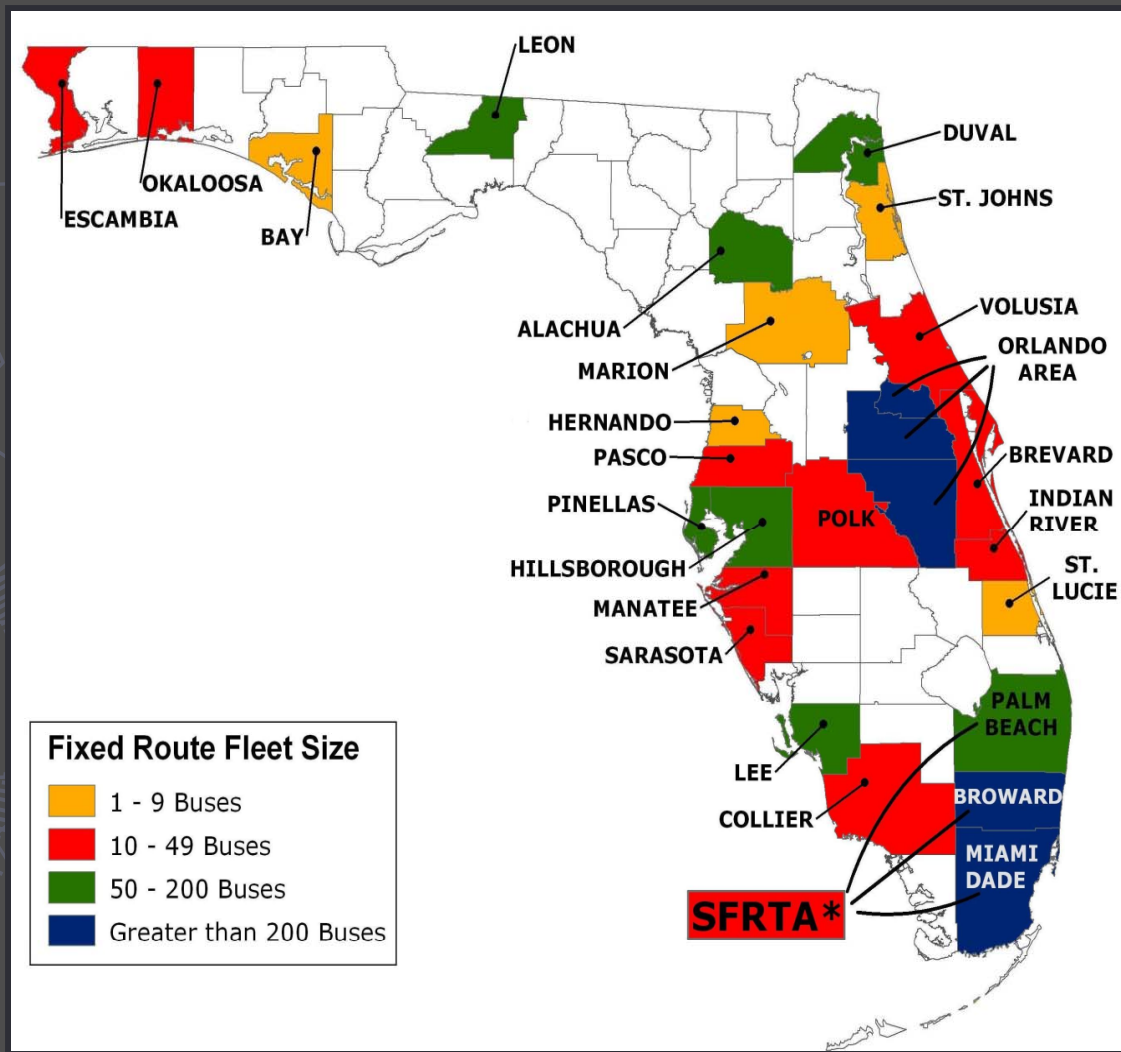
**A Statewide Overview
May 8, 2009**

**Linda S. Watson
Chief Executive Officer, LYNX**

FPTA Overview

- ▶ 30 Bus and Rail Systems
- ▶ 83 Business Class Members
- ▶ Pooled Procurement System
- ▶ Annual Washington DC Legislative Visits
- ▶ Annual & Mid-Year Conference/Training
- ▶ Annual Bus and Mechanic Roadeo
- ▶ \$50,000 Endowment Scholarship
- ▶ Mechanics Apprentice Program

Florida Transit Systems



Florida Transit Factoids

(2006)

Ridership 257 M +4.4%

Buses 3,050 (-137)

Trains Cars 220

Employees 9,472 (-50)

Operating Budgets \$960 M (-\$2.9 M)

Capital Budgets \$310 M +\$20 M

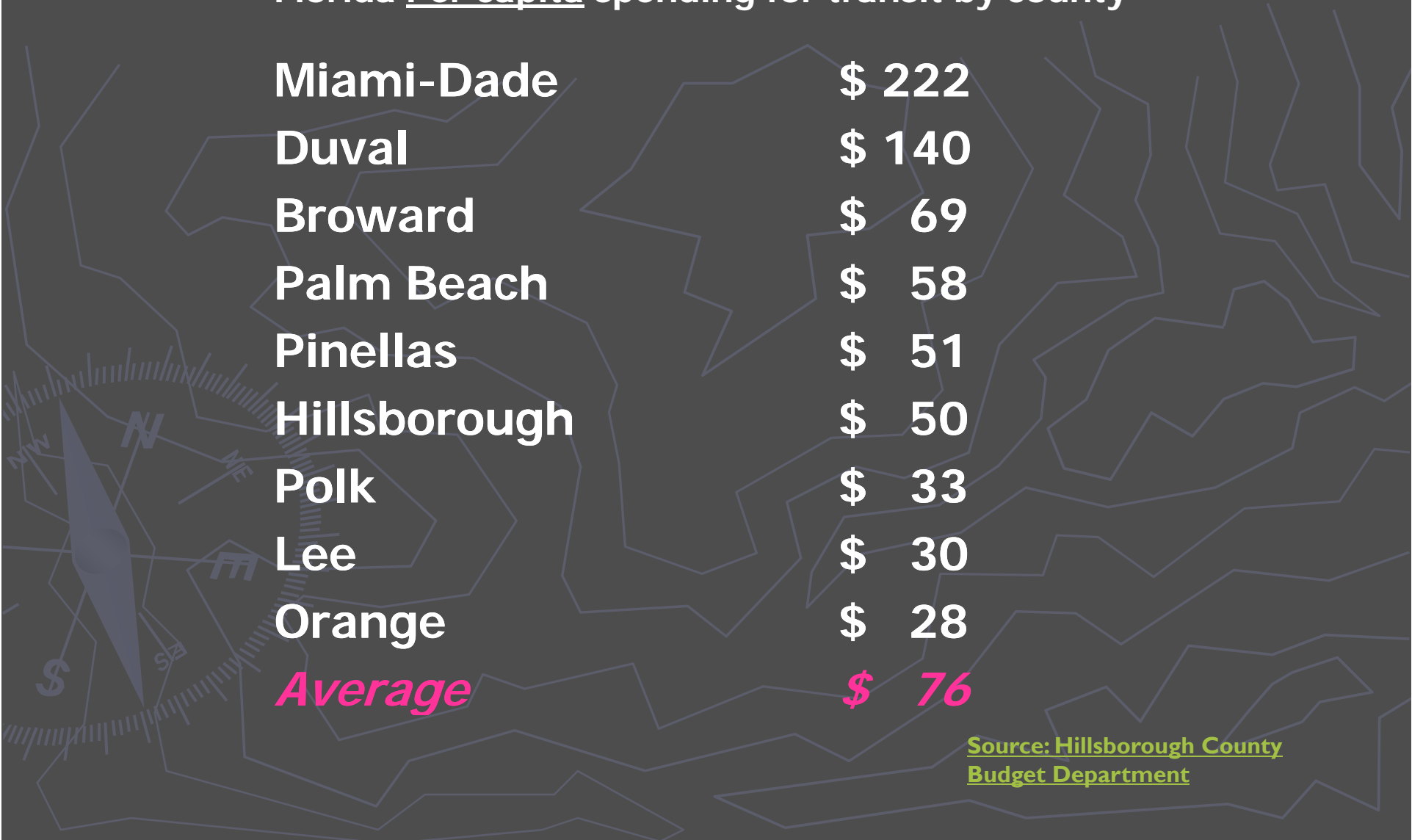
Cost of Congestion in Florida

Cost in Millions

URBANIZED AREA	DELAY	FUEL	TOTAL
Miami-Hialeah	\$ 1,249	\$ 175	\$ 1,515
Tampa Area	\$ 780	\$ 105	\$ 885
Ft. Lauderdale	\$ 760	\$ 105	\$ 865
Orlando	\$ 670	\$ 95	\$ 765
West Palm Area	\$ 350	\$ 55	\$ 405
Jacksonville	\$ 240	\$ 30	\$ 270
Pensacola	\$ 50	\$ 0	\$ 50
Ft. Myers Area	\$ 30	\$ 0	\$ 30
TOTAL 8 AREAS	\$ 4,129	\$ 565	<u>\$ 4,735</u>

Who spends what for transit? (FL)

Florida Per capita spending for transit by county

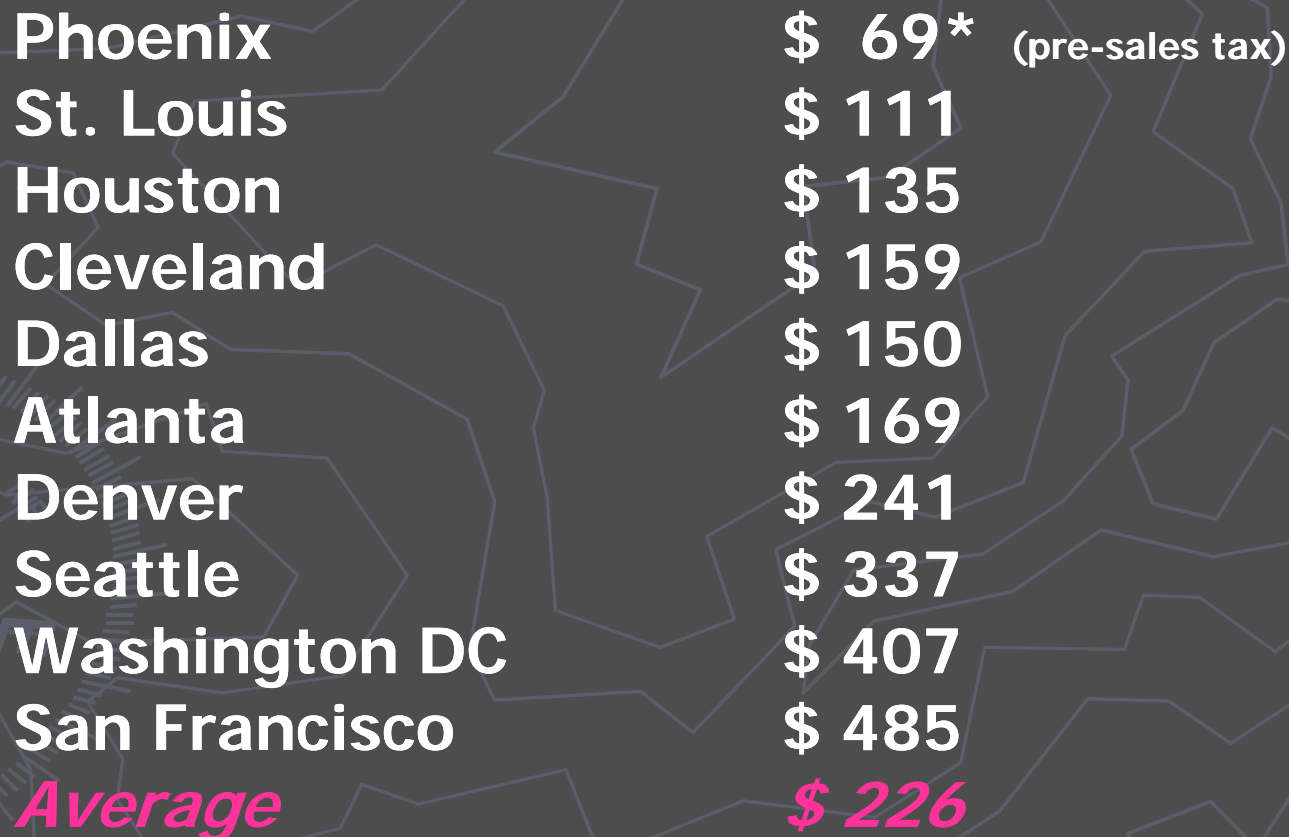


Miami-Dade	\$ 222
Duval	\$ 140
Broward	\$ 69
Palm Beach	\$ 58
Pinellas	\$ 51
Hillsborough	\$ 50
Polk	\$ 33
Lee	\$ 30
Orange	\$ 28
<i>Average</i>	<i>\$ 76</i>

Source: Hillsborough County
Budget Department

Who spends what for transit?

Per capita spending for Capital & Operating (1999-2003)



Phoenix	\$ 69*	(pre-sales tax)
St. Louis	\$ 111	
Houston	\$ 135	
Cleveland	\$ 159	
Dallas	\$ 150	
Atlanta	\$ 169	
Denver	\$ 241	
Seattle	\$ 337	
Washington DC	\$ 407	
San Francisco	\$ 485	
<i>Average</i>	<i>\$ 226</i>	

Sources: National Transit Data Base & U.S. Census

Transit Dedicated Funding

Flagstaff
Genesee County
Roscommon County
Kansas City
St. Joseph
Summit County
Spokane
Wheeling Aspen
Kalamazoo
Kent County
Saginaw
Charlotte
Toledo
Box Elder County
Fairfax County
Arizona
California
Fresno County
Orange County
Tulare County
San Joaquin County
Texas
Barre City
Washington

Sonoma County
Holland
Township
Kalamazoo
Minnesota
Kansas City
New Jersey
Franklin County
Rhode Island
Grapevine
Salt Lake County
Utah County
King County
Seattle
Anchorage
Juneau
Colorado
Oak Bluff
Maine
Barry County
Corrunna
Flint
Holland
Saginaw
Salem
New York
Ohio
Steubenville

Phoenix
Bay Area
East Bay Area
Contra Costa County
Sacramento County
San Mateo County
Sonoma County
San Bernadino County
Marin County
Ventura County
San Diego
Denver
El Paso County
Aspen
Florida
Miami Beach
Lexington
Port Huron
Flint
Lansing
Ludington
San Francisco
Lone Tree
Maine
Grand Rapids
Kansas City
Clay County
Edgewater

Marquette County
Lake County
Midland County
Shiawassee County
Charlevoix County
Gogebic County
Tuscola County
Manistee County
Kalamazoo
Branson
Flathead County
Rhode Island
Charleston
Austin
Balcones Heights
San Antonio
Richland Hills
Arlington County
Fairfax County
Spokane
Everett
Seattle
King County
Parkersburg
Greensboro
Toledo
Rhode Island
Austin

Marblehead
Volente
Houston
Summit County
Cheyenne
Arkansas
Contra Costa County
Riverside County
California
Colorado
Miami/Dade County
Maine
Lansing
Waye
Oakland
Southern Nevada
Reno
Charlotte
Bismarck
Rhode Island
Charleston county
Dallas
Denton County
Brenton
Franklin
Seattle
Spokane
Washington

Glendale
Maine
Kent
Houston
Texas
Seattle
Snohomish County
Washington
Phoenix
Alameda County
Santa Clara
California
Denver
Carbondale
Aspen
Clayton County
Bedford Township
Grand Rapids
Port Huron Township
New Jersey
Dallas
Pflugerville
Salt Lake City
Chesapeake
Metropolitan King County
Washington
Youngstown
Finley



Streetcar Extension:

- ▶ Extension Planned to reach downtown
- ▶ Engineering has begun
- ▶ Construction expected to start in 2009

- ▶ Bus Ridership up 8%
- ▶ Paratransit ridership up 23%



TRI-RAIL



- ▶ Carried 4.3 M passengers in 2008
- ▶ 23% increase over 2007
- ▶ Increases continue despite fuel cost decline

LYNX CENTRAL FLORIDA

- ▶ Carried 27.2 M passengers in 2008
- ▶ + 4.5% Increase
- ▶ 1st Bio-Diesel Transit Facility
- ▶ Implemented Flex Service
Doubled Ridership 1st Year
Reduced Costs by Half



Jacksonville Transit Authority

- ▶ JTA Breaks Passenger Trip Record
- ▶ 14 % Ridership Increase
- ▶ Largest increase in two decades



Pinellas Suncoast Transit Authority



**68 employees signed
up for pass in one
lunch hour !**

- ▶ **More Riders Trying PSTA for first time**
- ▶ **17% Ridership Increase Smashes Ridership Record**

StarMetro - Tallahassee



- ▶ **80X Express Ridership Soars**
- ▶ **Ridership Doubled**
- ▶ **Ridership Continues to Climb**

**StarMetro Goes Green with Solar Lighting
Offers Wireless Internet Access to Riders**

Miami Intermodal Center (MIC)

MIC at Miami Airport

- ▶ Completion by 2012
- ▶ Connects all modes:
 - Amtrak /Regional Rail
 - Greyhound /City Buses
 - Shuttles / Taxis
 - Bicycle /Pedestrians
- ▶ \$526 M from Sales Tax
- ▶ \$100 M from FDOT



Legislative/State Support for Transit

► Florida's Record:

- Failed High Speed Rail (1998)
- Failed Central Florida Rail Attempt (2003)
- Failed SunRail Attempt (2009)

► Looking for future Commuter Rail

- Tampa Bay
- Jacksonville

Potential Impacts to Future Rail Efforts

- ▶ FTA considers track record for funding
- ▶ Florida's credibility damaged
- ▶ Congressional delegation support ?
- ▶ Support from Central & South when other regions want rail
- ▶ Florida : 63 cents on the \$1 = Transit
16 cents on the \$1 = New Starts
- ▶ Sends wrong message to Washington

America Needs More Transit

- ▶ \$1.00 invested generates \$6 + in economy
- ▶ Public Transportation Generates:
 - 95% less Carbon Monoxide
 - 92% less in VOC
 - 1/2 as much Carbon Dioxide & Nitrogen Oxide
- ▶ \$63 Billion annually lost productivity sitting in traffic
- ▶ 2.3 Billion gallons of gas wasted annually sitting in traffic

U.S. Transit Ridership Highest in 49 years!

10.1 Billion Trips in 2006

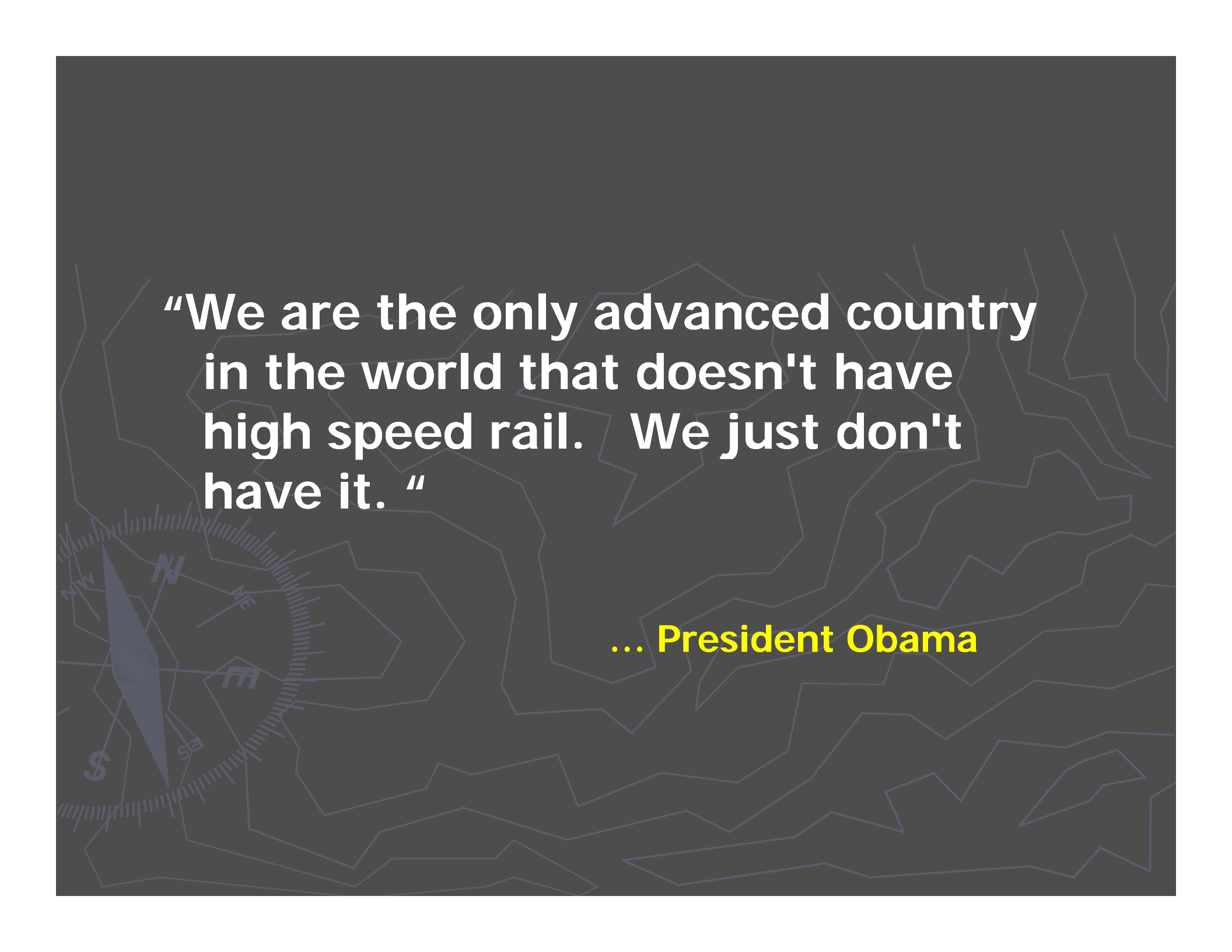
That's more people than attended:

- ▶ NFL games, Major League Baseball,
- ▶ NBA games, NHL games,
- ▶ NASCAR races
- ▶ Went to the movies....AND...
- ▶ Ate at McDonald's Burger King,
Wendy's

Combined !!

America Supports More Transit

- ▶ **80% Believe We Should Have More Transit**
- ▶ **76% Support Use Of Public Funds On Transit**

The background of the slide is a dark gray topographic map with white contour lines. In the bottom-left corner, there is a compass rose with a blue needle pointing towards the top-left. The compass rose includes labels for 'N' (North), 'NE' (Northeast), 'SE' (Southeast), and 'SW' (Southwest), as well as a dollar sign (\$) and a small 'M' symbol.

**"We are the only advanced country
in the world that doesn't have
high speed rail. We just don't
have it. "**

... President Obama



**Don't let
traffic bury us.**

THANK YOU !

