

Status of Public Transit in Florida



Presented By:

Lisa M. Bacot, Executive Director
Florida Public Transportation Association





Florida Public Transportation Association (FPTA) Mission

- Our Mission is to fulfill the following objective:
 - To provide a forum for public transit service providers and affiliated organizations to exchange experiences, studies and to engage in meaningful discussion of mutual problems, concerns and issues.



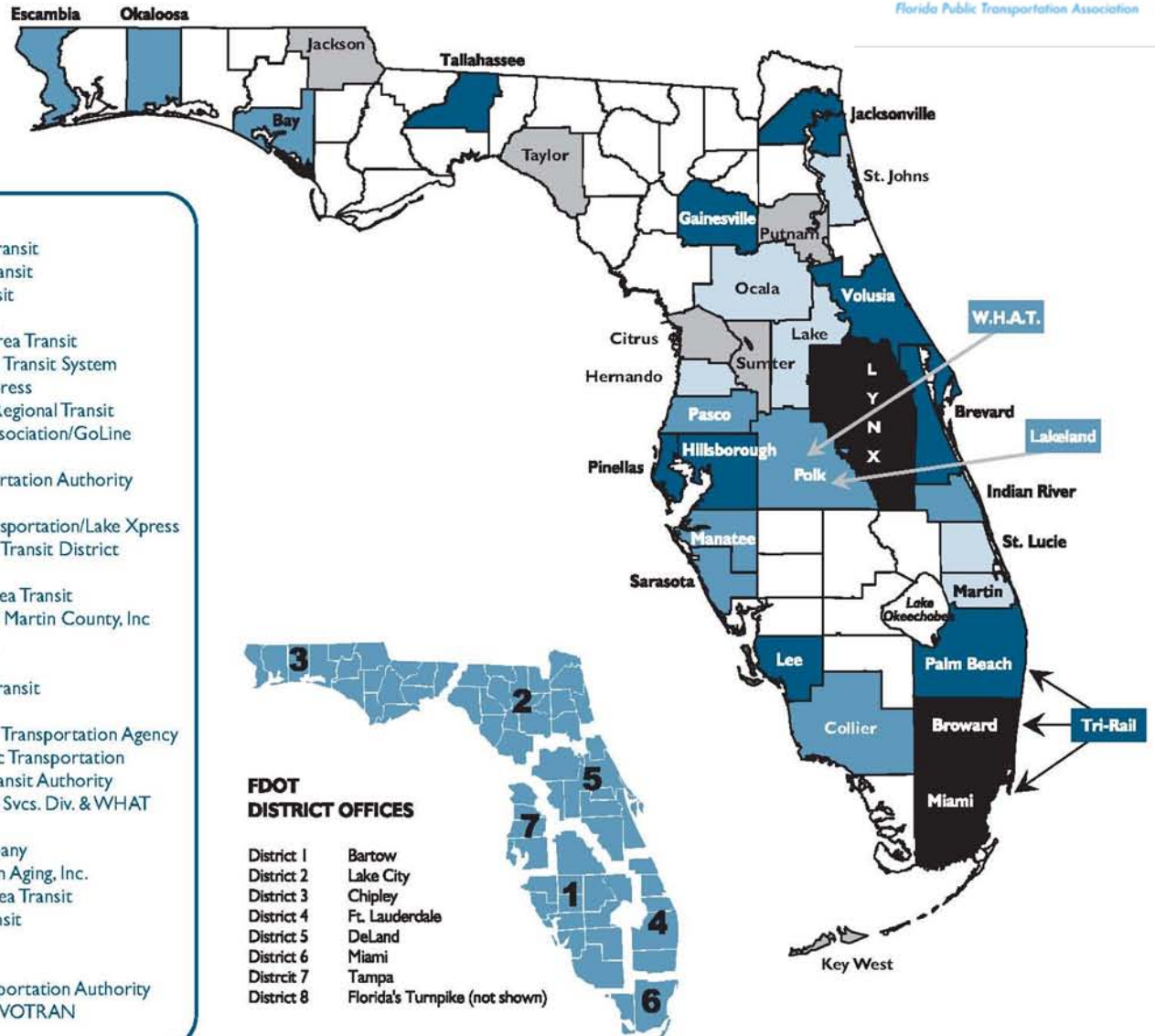
Florida Public Transportation Association Member Agencies

- 32 transit systems operate “fixed route” services in Florida.
- Annual Ridership = 245 million (2010)
- Covered Population = 14.4 mil
- Revenue Miles = 135.8 mil

Florida Fixed-Route Systems



- greater than 200 vehicles
- 50-200 vehicles
- 10-49 vehicles
- 1-9 vehicles
- other systems*



Bay	Bay Town Trolley
Brevard	Space Coast Area Transit
Broward	Broward County Transit
Citrus	Citrus County Transit
Collier	Collier Area Transit
Escambia	Escambia County Area Transit
Gainesville	Gainesville Regional Transit System
Hernando	TransHernando Express
Hillsborough	Hillsborough Area Regional Transit
Indian River	Senior Resource Association/GoLine
Jackson	JTrans
Jacksonville	Jacksonville Transportation Authority
Key West	Key West Transit
Lake	Lake Cty Public Transportation/Lake Xpress
Lakeland	Lakeland Area Mass Transit District
Lee	Lee County Transit
Manatee	Manatee County Area Transit
Martin	Council on Aging of Martin County, Inc
Miami	Miami-Dade Transit
Ocala/Marion	SunTran
Okaloosa	Okaloosa County Transit
Orlando	LYNX Transit
Palm Beach	Palm Beach County Transportation Agency
Pasco	Pasco County Public Transportation
Pinellas	Pinellas Suncoast Transit Authority
Polk	Polk County Transit Svcs. Div. & WHAT
Putnam	Putnam Transit
St. Johns	Sunshine Bus Company
St. Lucie	St. Lucie Council On Aging, Inc.
Sarasota	Sarasota County Area Transit
Sumter	Sumter County Transit
Tallahassee	StarMetro
Taylor	Big Bend Transit
Tri-Rail	S. FL Regional Transportation Authority
Volusia	Volusia County dba VOTRAN

FDOT DISTRICT OFFICES

District 1	Bartow
District 2	Lake City
District 3	Chipley
District 4	Ft. Lauderdale
District 5	DeLand
District 6	Miami
District 7	Tampa
District 8	Florida's Turnpike (not shown)

* SunTran in Ocala received a reporting waiver from NTD in 2010. Citrus County Transit, JTrans, Key West Transit, Putnam Transit, Sumter County Transit and Big Bend Transit are classified as rural systems and do not report to NTD.



Benefits of Public Transportation

- Helps build a strong economy
- Reduces dependence on foreign oil
- Cuts air pollution and carbon emissions
- Relieves traffic congestion
- Provides critical support during emergencies
- Offers mobility in small urban and rural areas
- Provides access for people of all ages



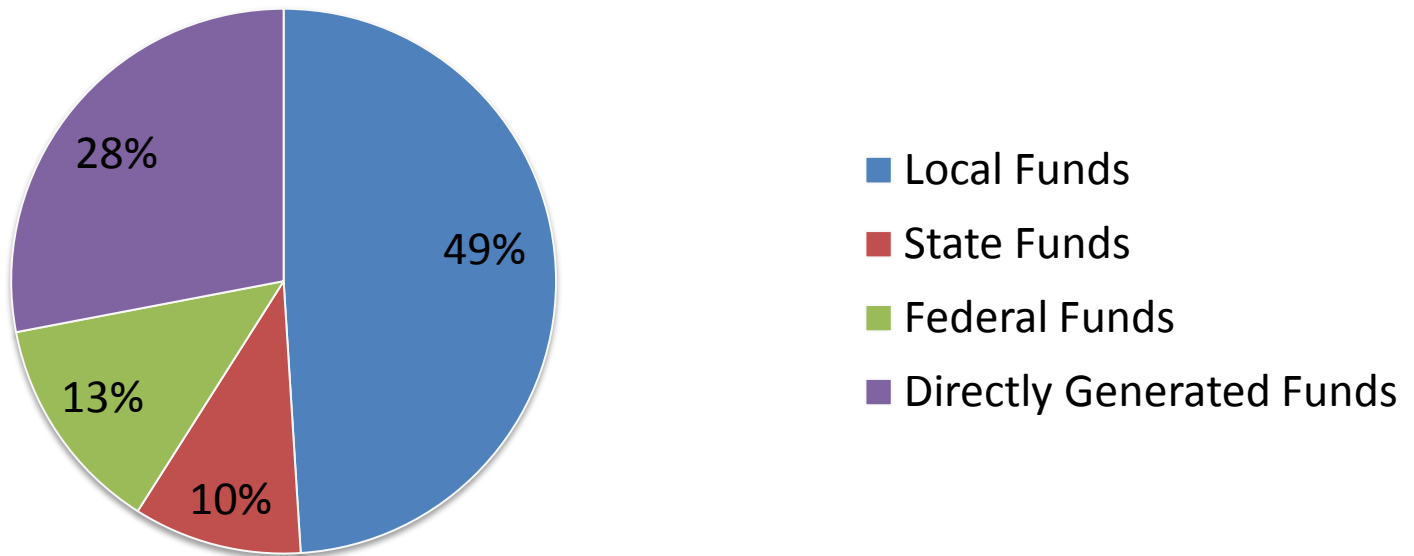
Recent Transit Research Results

- Generation Y More Likely to Not Want to Own a Car
- Public Transit Users are Healthier and Live Longer
- Public Transportation Continues to be a Responsible Environmental Choice



Florida Transit System Funding

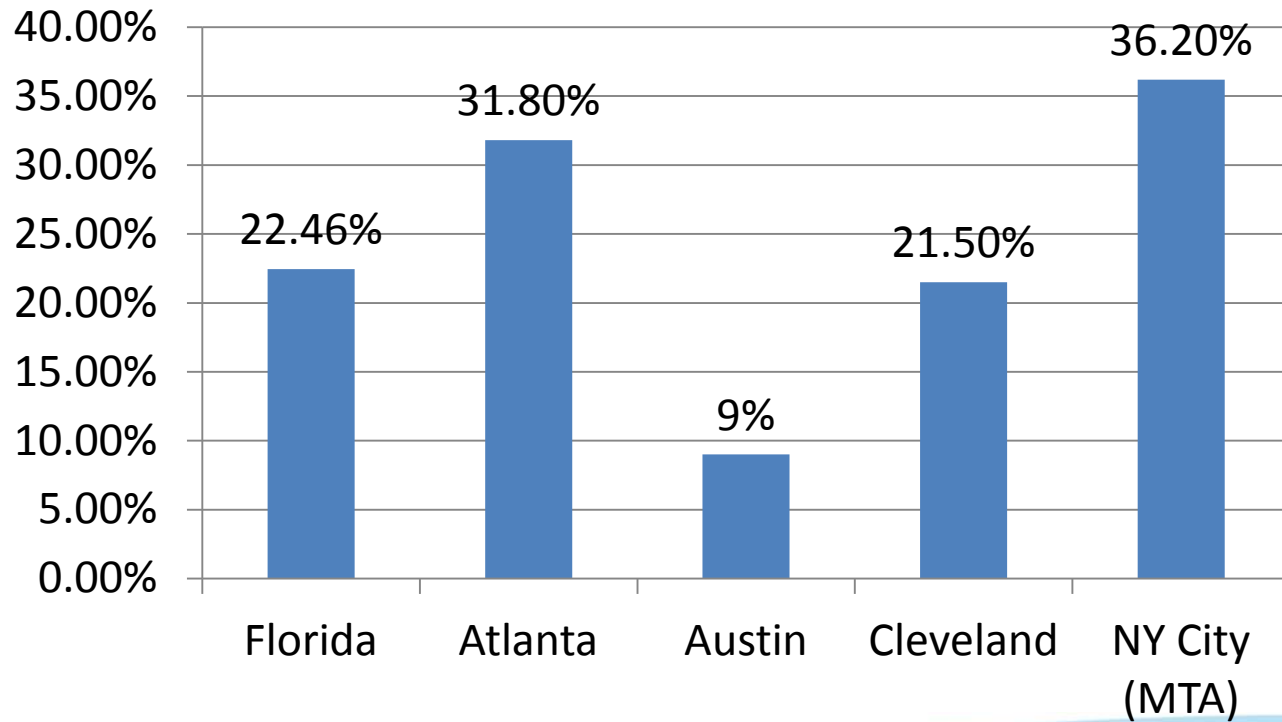
Statewide Summary of Operating Funds*



* - As reported to the National Transit Database (2010)

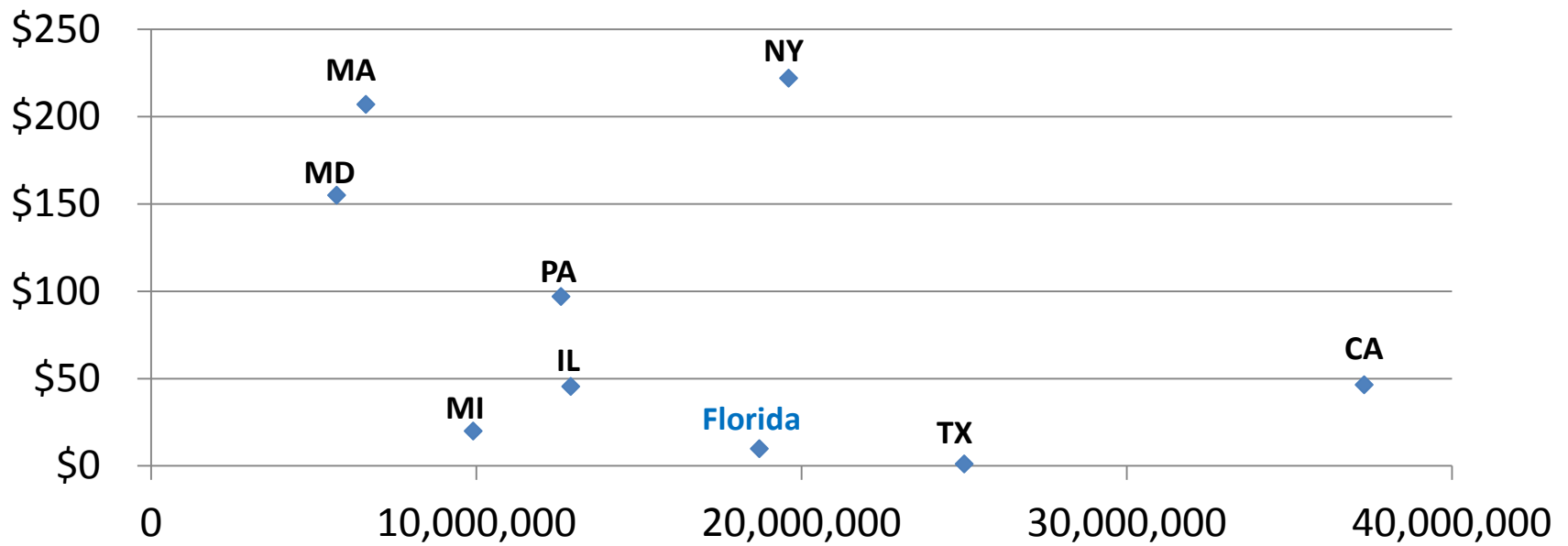


Farebox Recovery Rate





State Per Capita Transit Funding





Public Transit Block Grant

- \$83,087,187
 - 15% to the Commission for the Transportation Disadvantaged
- \$70,624,109 allocated to urbanized areas
- Formula = $\frac{1}{3}$ - County Pop, $\frac{1}{3}$ - Revenue Miles and $\frac{1}{3}$ - Passenger Trips



Access for All Ages & Income

- Miami-Dade Transit: Golden Passport & Patriot Passport
- Manatee County: 80 + ride free
- PSTA: “Show Me” Service



New Transit Initiatives

- **Miami-Dade County**
 - AirportLink Metrorail Extension Project
- **Broward County**
 - Fort Lauderdale Wave Streetcar Project
- **Orange, Seminole, Volusia and Osceola Counties**
 - SunRail
- **Tallahassee**
 - 3 Zero Emission, All-Electric Buses
- **Lee County**
 - New Administration and Maintenance Facilities
- **Gainesville**
 - New Administration and Maintenance Facilities
- **Pinellas County**
 - Alternatives Analysis & Potential Light Rail Project



Transit Highlights of MAP-21

- **Mass Transit Account of the Highway Trust Fund**
 - \$8.478 billion in FY 2013
 - \$8.595 billion in FY 2014
- **Consolidation of Programs (Sec. 5310 & Sec. 5317)**
- **Increased funding for Rural Area Grants (Sec. 5311)**
 - \$599.5 million in FY 2013
 - \$607.8 million in FY 2014
- **“100 bus rule” language**



2012 Legislative Recap

- House Bill 599
 - Bus Bench/Stops
 - Toll Exemption
 - PSTA/HART
 - Shoulder Usage
 - SFRTA Board Altered
- Transportation Disadvantaged TF Increased



2013 Legislative Issues*

- MPOAC Revenue Estimating Study Recommendations.
- Support efforts to keep committed General Revenue Funds dedicated to the STTF.
- Support legislation that restricts use of texting and non-furnished electronic devices by transit employees while vehicles are in motion

**- Not approved by the FPTA board*

Questions?



Contact Information: Lisa M. Bacot, Executive Director
Florida Public Transportation Association
PO Box 10168 • Tallahassee, FL 32302

lisabacot@floridatransit.org • 850.878.0855 Office • 850.445.8329 Cell

www.FloridaTransit.org

www.IM4Transit.org