



**REVIEW OF
THE DEPARTMENT OF
TRANSPORTATION
TENTATIVE WORK PROGRAM
FY 2018/19 THROUGH 2022/23**

January 8, 2018



Commission Review of the Tentative Work Program

- **Specifically, we are required to evaluate the TWP for:**
 - **Financial soundness**
 - **Stability**
 - **Production Capacity**
 - **Accomplishments/compliance with program objectives**
 - **Compliance with Local Comprehensive Plans**
 - **Objections/Requests by MPOs**
 - **Compliance with all other applicable laws**



What is the Tentative Work Program?

A 5-year listing of transportation projects planned for each fiscal year which is developed by the central office based on the district work programs – s. 339.135(c), F.S.

- Bottoms-Up process
- Projects identified and prioritized in coordination with MPOs, local governments, and modal partners
- Department identifies needs-based projects such as resurfacing, bridge repair, public transit projects, etc.
- After adjustments based on appropriations act, the TWP is adopted on July 1



State Policy Framework

- Mission, Goals and Objectives (334.046, F.S.)
- Florida Transportation Plan (339.155, F.S.)
- Prevailing principles to guide investments
 - Preserving existing infrastructure
 - Enhancing Florida's economic competitiveness
 - Improving travel choices to enhance mobility
 - Expanding state's role as hub for trade and investment
- Work Program, Budgeting and Financial Planning (339.135, F.S.)



Financial Assumptions of the TWP

- Motor Fuel Taxes, Aviation Fuel Tax, Motor Vehicle License Tag Fees based on REC forecast of August 2017
- DOC Stamp Funds based on REC of August 2017
- Federal Aid Funding based on the FAST Act (2019 to 2020) – assumed flat-line funding starting in 2021
- Annual transfers from STTF to ROW Acquisition and Bridge Construction TF totaling \$577.2M for debt service
- \$992M of GARVEE Bonds
- AC Program conversions totaling \$4.7B
- \$1.9B in Public Private Partnership Obligations



Financial Soundness of the TWP

- Must include balanced 36-month cash forecast and 5-year finance plan
- Maintain cash balance of not less than \$50M or 5% of STTF outstanding obligations at the close of each quarter
- Turnpike TF must maintain cash reserve of no less than 5% of unpaid contractual obligations
- Maximum of \$10B of outstanding bonds to fund Turnpike projects

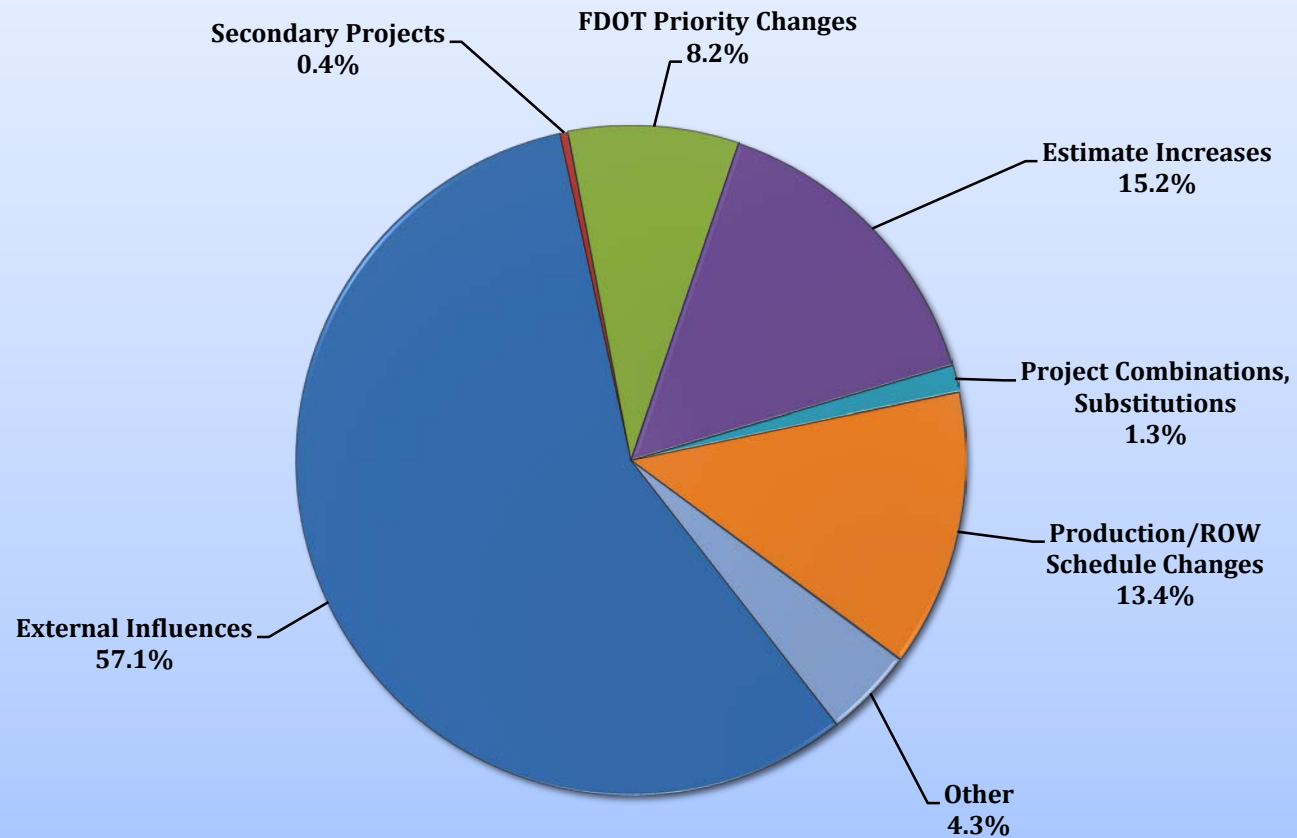


Stability of Project Schedules

- 86.9% of project phases with no change or advanced to an earlier year (89.8% last year)
- 8.5% were deferred to a later year or moved out
- 4.6% were deleted
- Excluding external influences, 94.4% of project phases did not change or were advanced to earlier year
- District/Turnpike/Rail stability ranged from 57.1% to 96.5%



Reasons for Changes



In Depth Review

Tentative Work Program by the Numbers

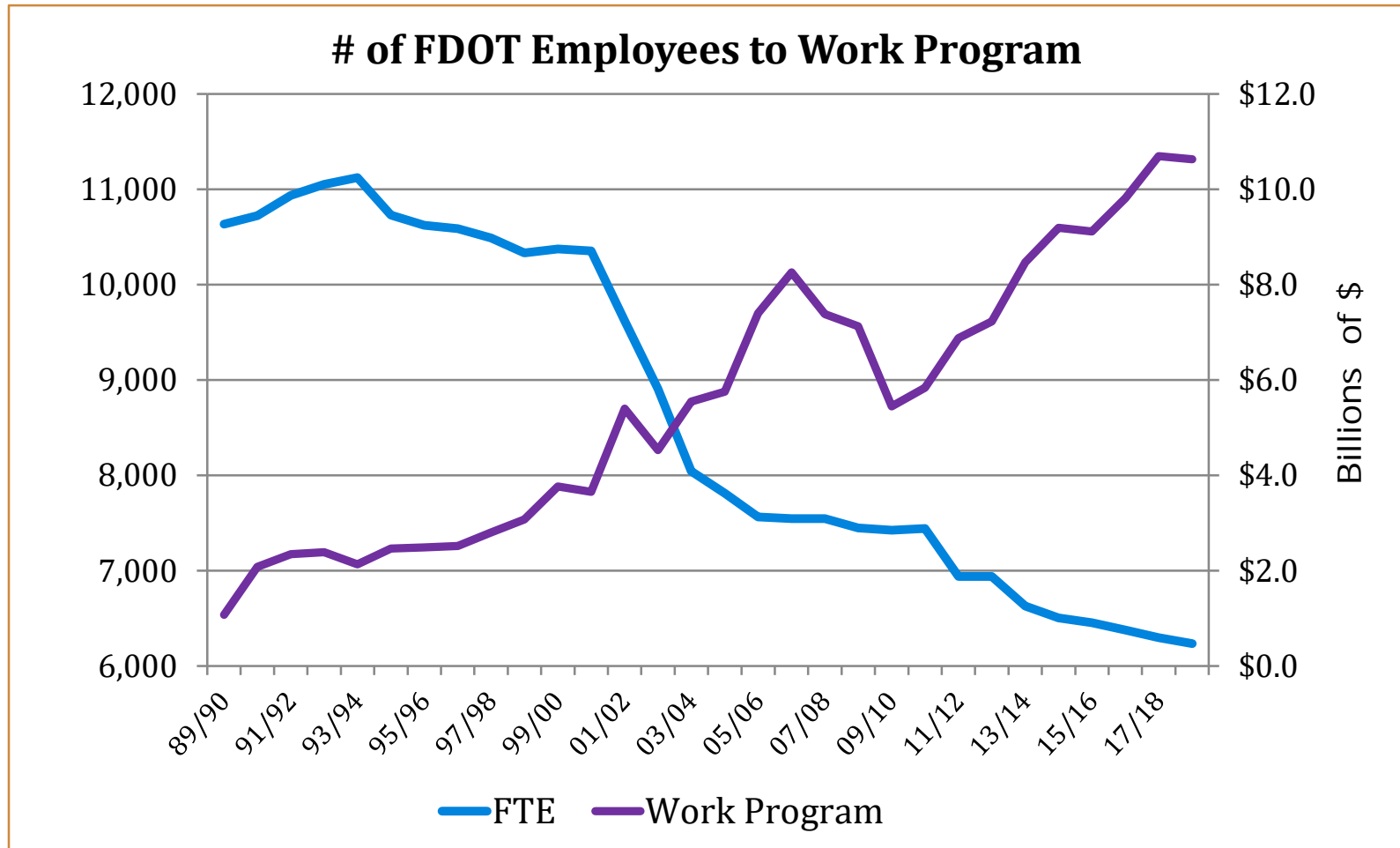


General Overview of the TWP

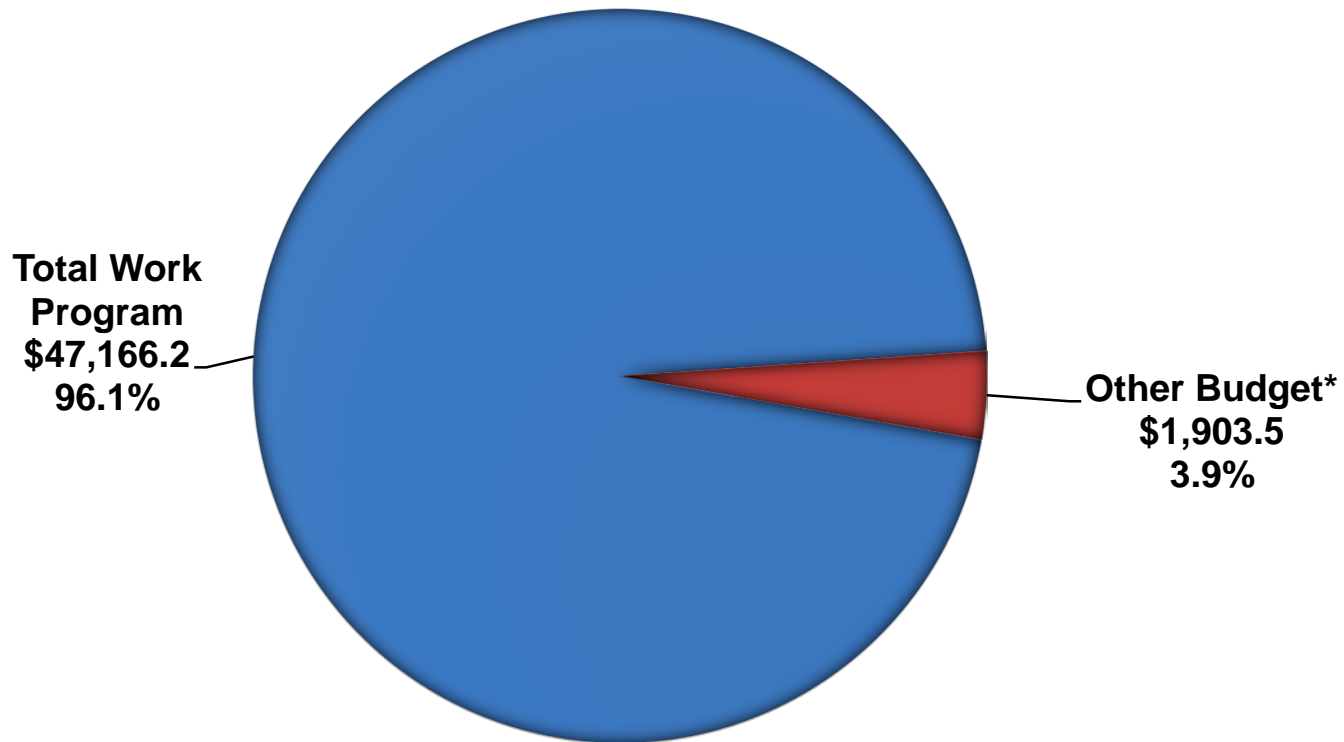
- TWP totals \$47.2 billion
 - Represents an increase of \$1.5 billion
 - Largest on record
- The TWP will:
 - Construct 825 additional lane miles of roadway
 - Resurface/Reconstruct 6,601 lane miles of existing roadway
 - Repair 188 bridges
 - Replace 84 bridges
- The TWP consists of:
 - 257 fund codes
 - 6,854 projects
 - 13,846 project phases



FDOT Annual WP History

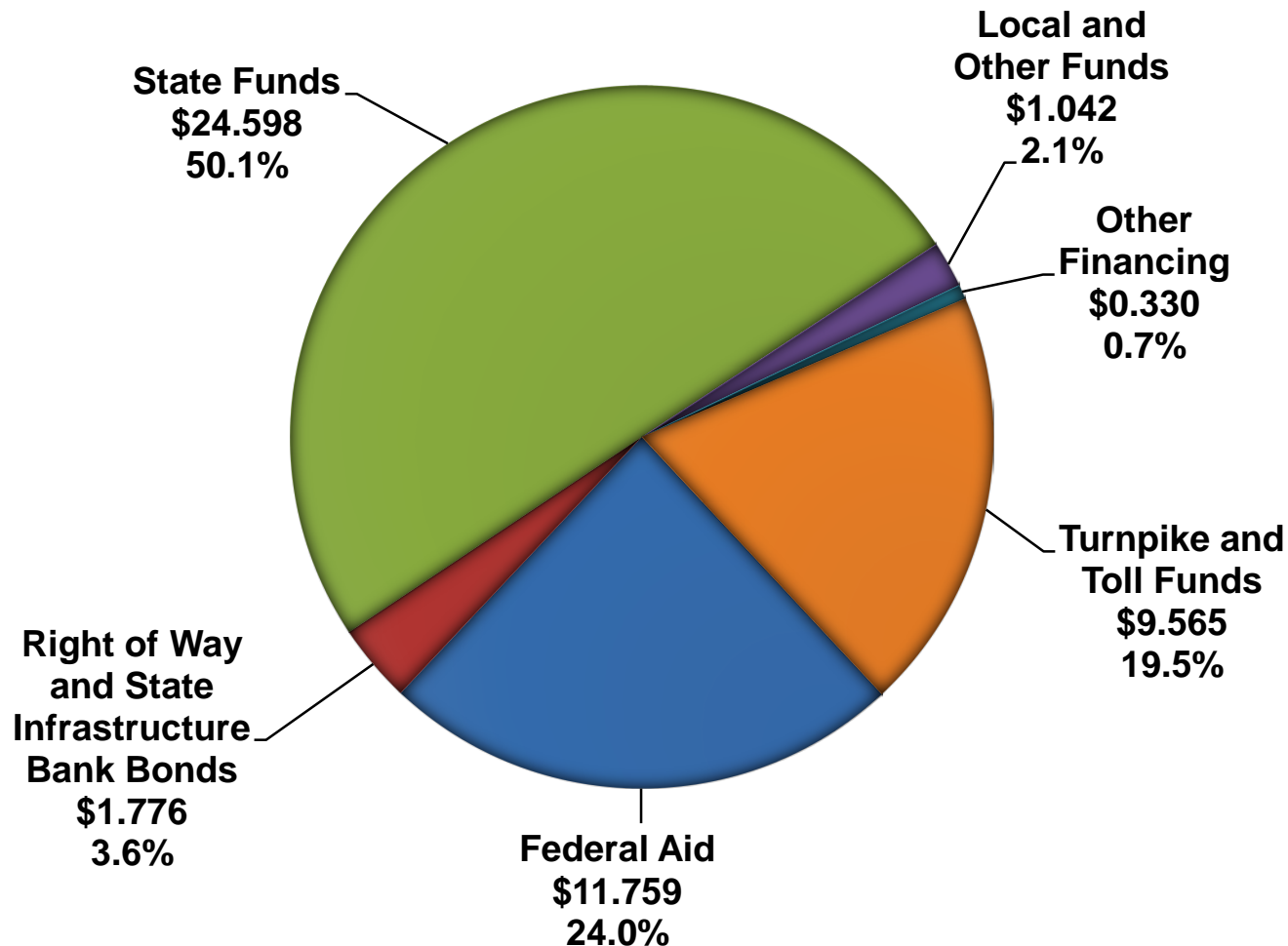


Total Budget: \$49.070 Billion

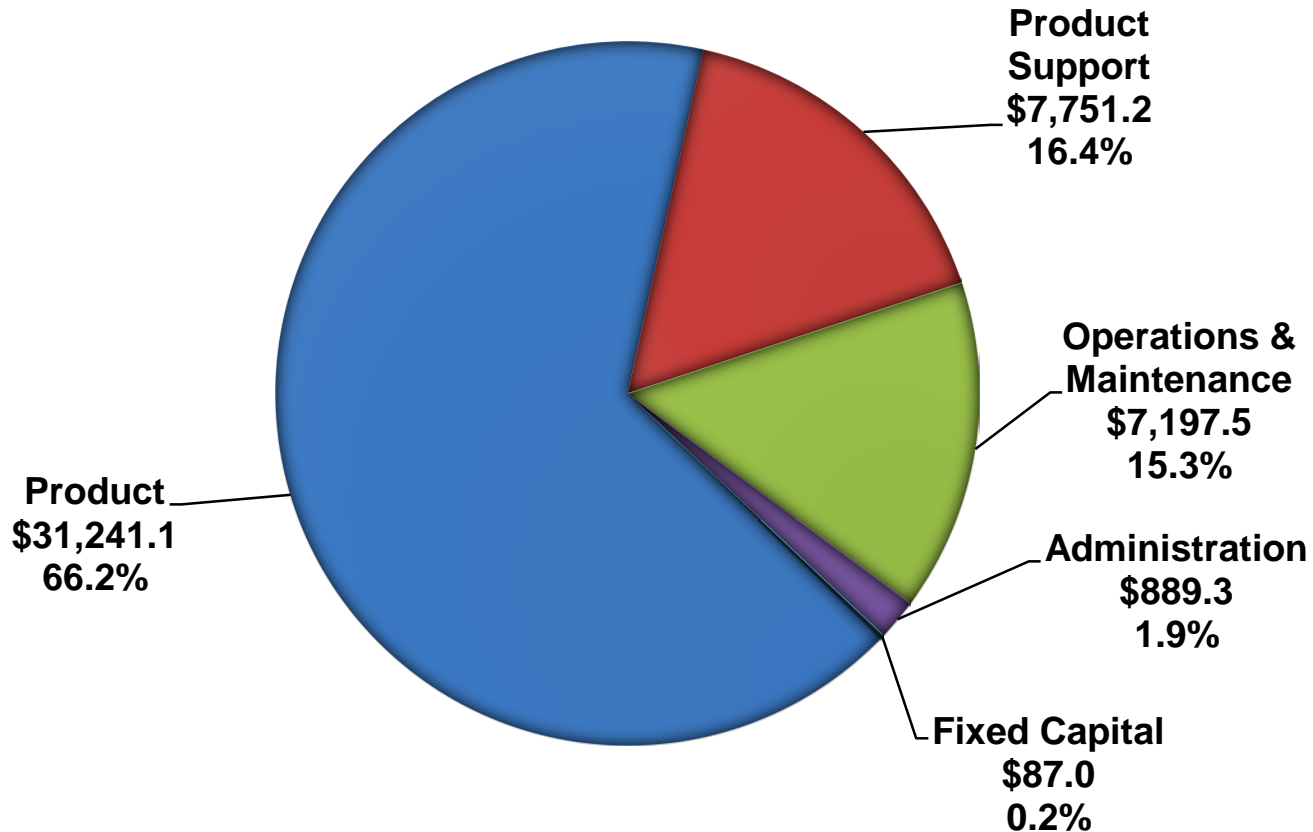


Source of Funds: \$49.070 Billion


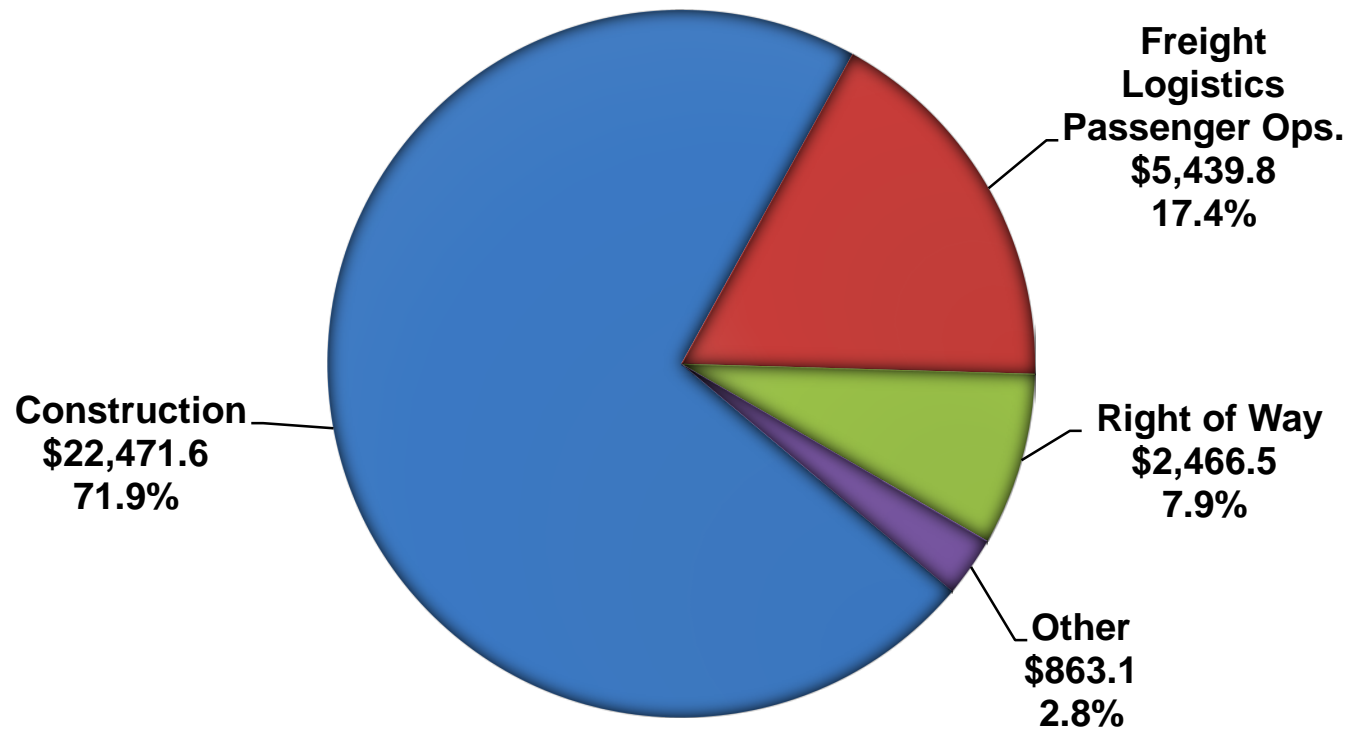
(Amounts in Billions)



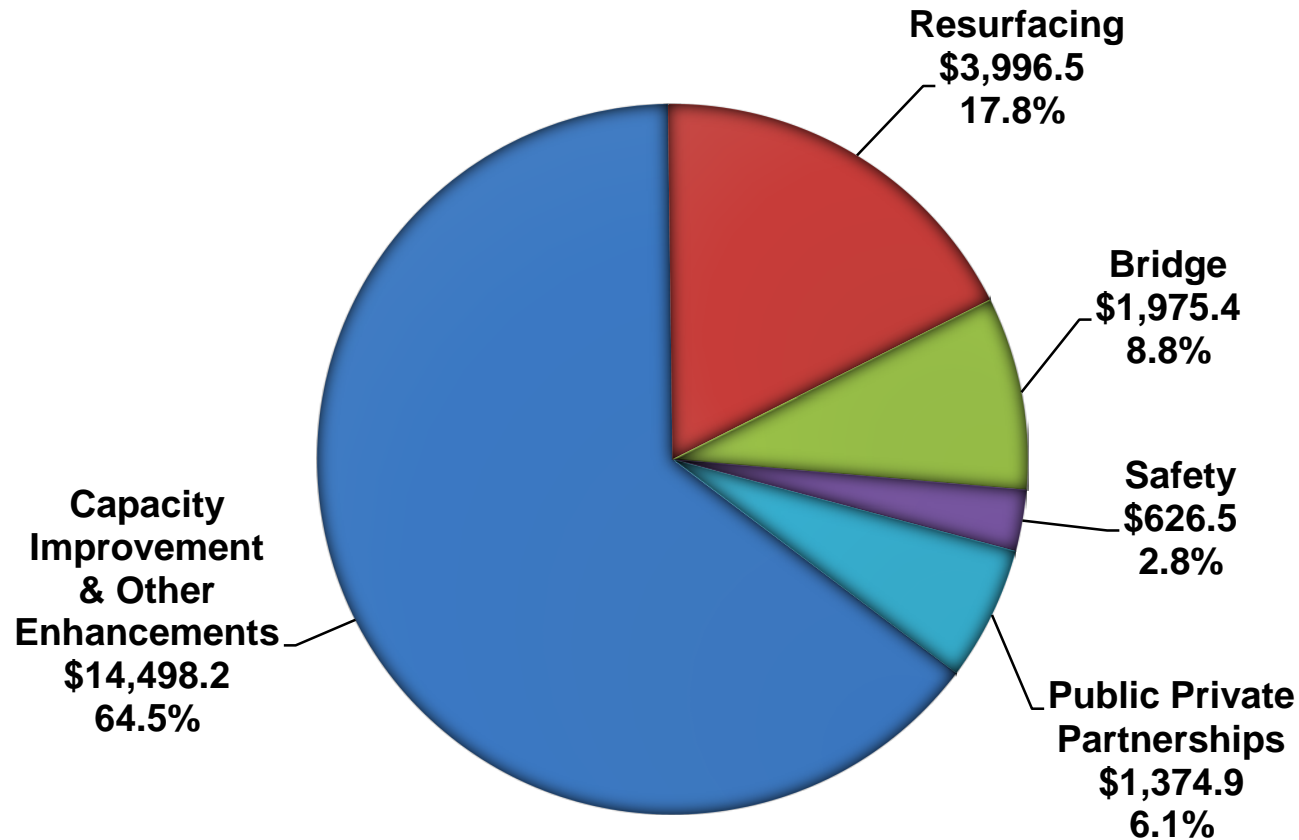
Total Work Program: \$47.166 Billion



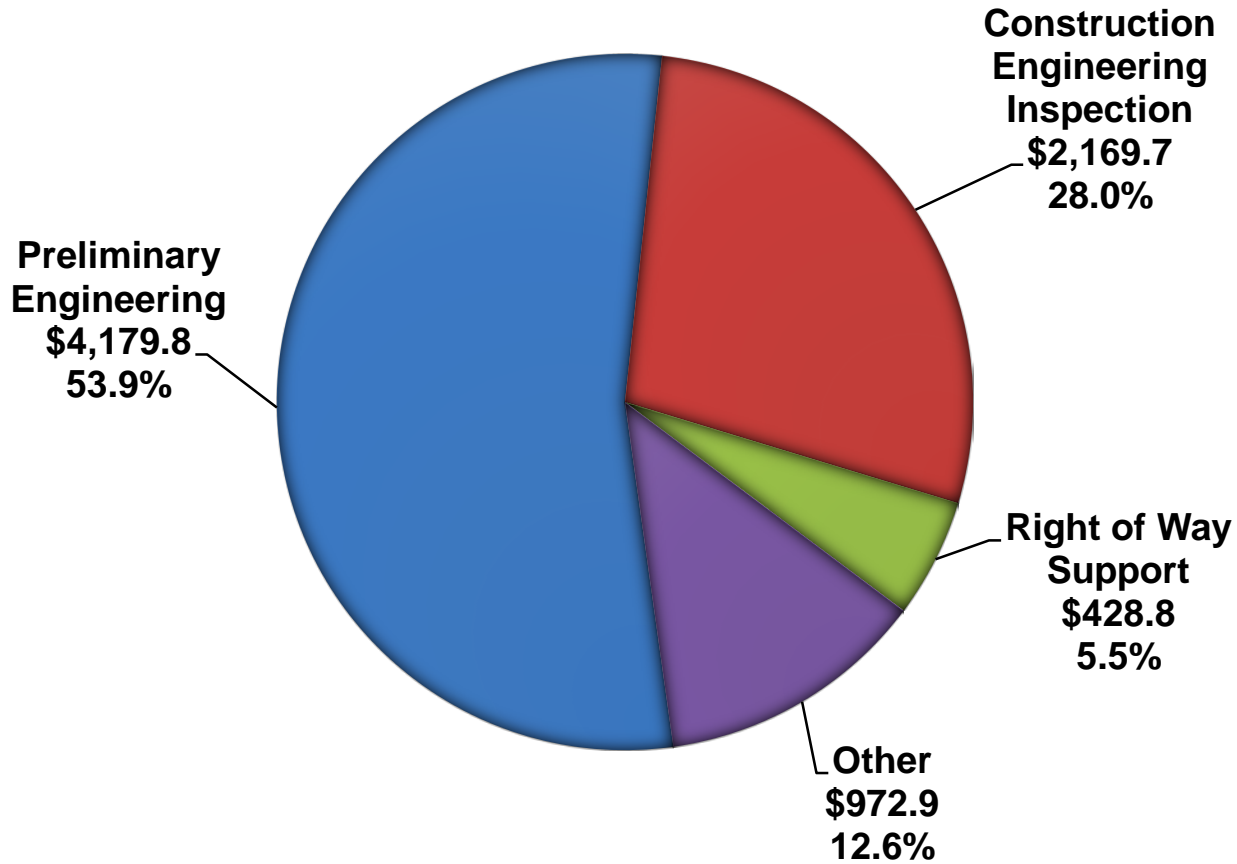
Product: \$31.241 Billion



Construction: \$22.472 Billion



Product Support: \$7.751 Billion



Transportation Regional Incentive Program

- Provides funds to improve regionally significant transportation facilities
- TRIP projects must:
 - Support facilities that serve national, statewide or regional functions
 - Be identified in capital improvement element of comprehensive plans
 - Be consistent with SIS Plan
 - Have a commitment for local, regional or private match
- \$425.9 million allocated
Includes \$60M annually to Rail Enterprise

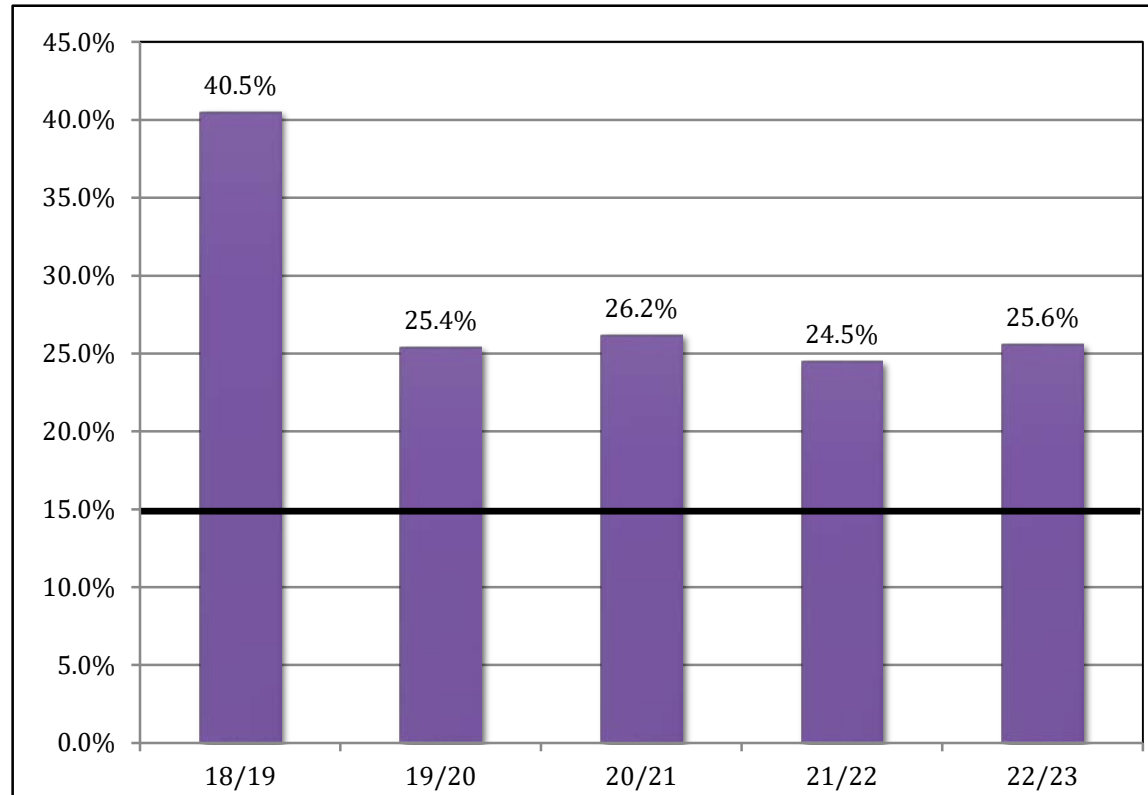


County Transportation Programs

- **County Incentive Grant Program (CIGP)**
\$205.1 million this TWP (\$193.8 million last TWP)
- **Small County Outreach Program (SCOP)**
\$337.3 million this TWP (\$295.3 million last TWP)
- **Small County Road Assistance Program (SCRAP)**
\$126.4 million this TWP (\$129.2 last TWP)



Public Transportation Funding



(in Millions)	18/19	19/20	20/21	21/22	22/23	Total
Annual Program (State funded)	\$1,187.3	\$765.2	\$812.3	\$784.9	\$844.8	\$4,394.5
Total STTF Allocations	\$2,930.0	\$3,008.2	\$3,103.6	\$3,205.1	\$3,306.3	\$15,553.2
Program as % of Allocation	40.5%	25.4%	26.2%	24.5%	25.6%	28.3%
15% Requirement	\$439.5	\$451.2	\$465.5	\$480.8	\$495.9	\$2,333.0



Comprehensive Plans Compliance

- Department of Economic Opportunity reviewed the TWP for consistency with local comprehensive plans
- All projects were found consistent



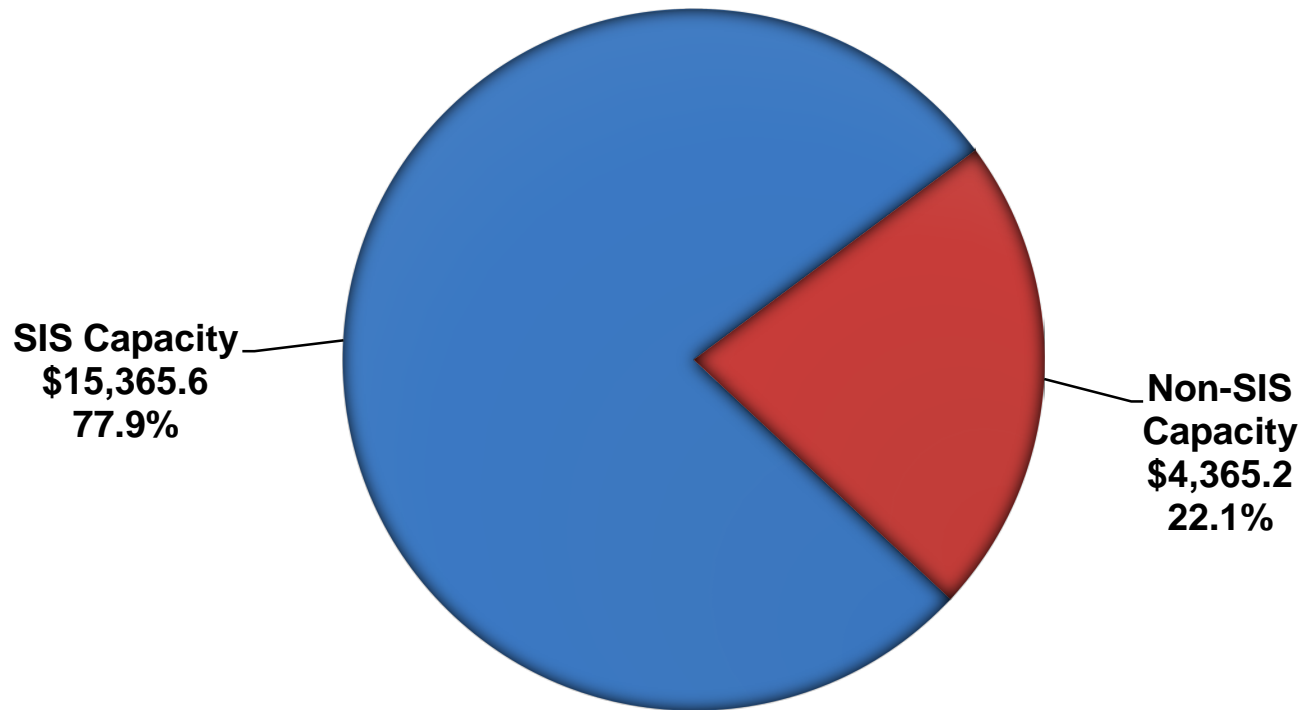
Objections and Requests from MPOs

- No objections
- 40 comments/requests for reconsideration
- Districts reviewed and acknowledged all comments
- 24 project changes after public hearings

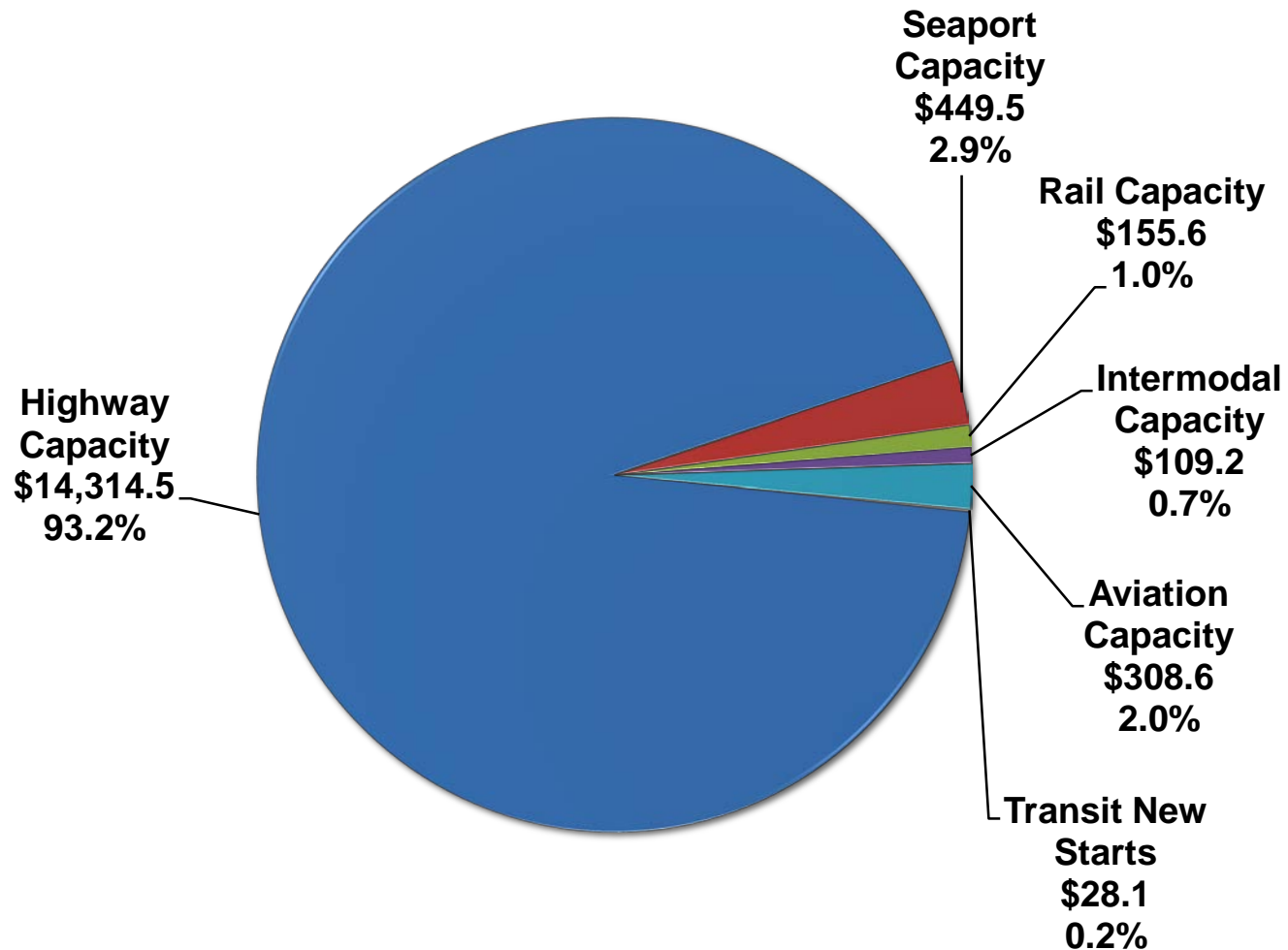


Annual SIS Assessment

Total Capacity Improvements: \$19.731 B



SIS Capacity Improvements: \$15.366 B



Compliance with Laws and Policies

The Tentative Work Program for FY 2018/19 – 2022/23 was developed in compliance with applicable laws and Departmental policies.



Comments from Secretary

Mike Dew



“BREAK”



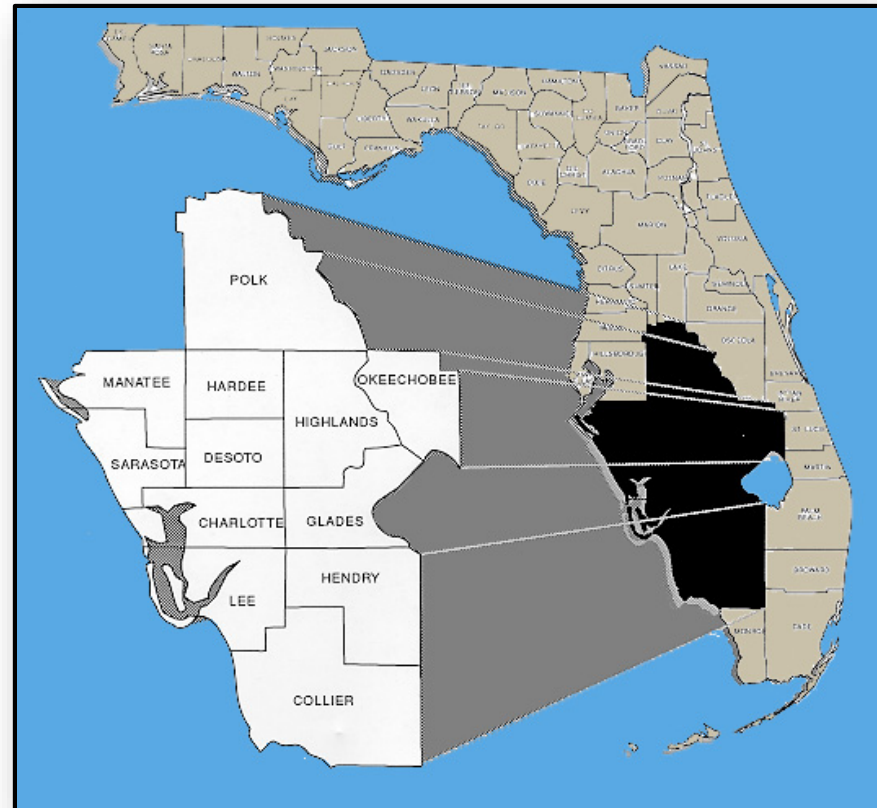
DISTRICT SECRETARY PRESENTATIONS



District 1 Presentation

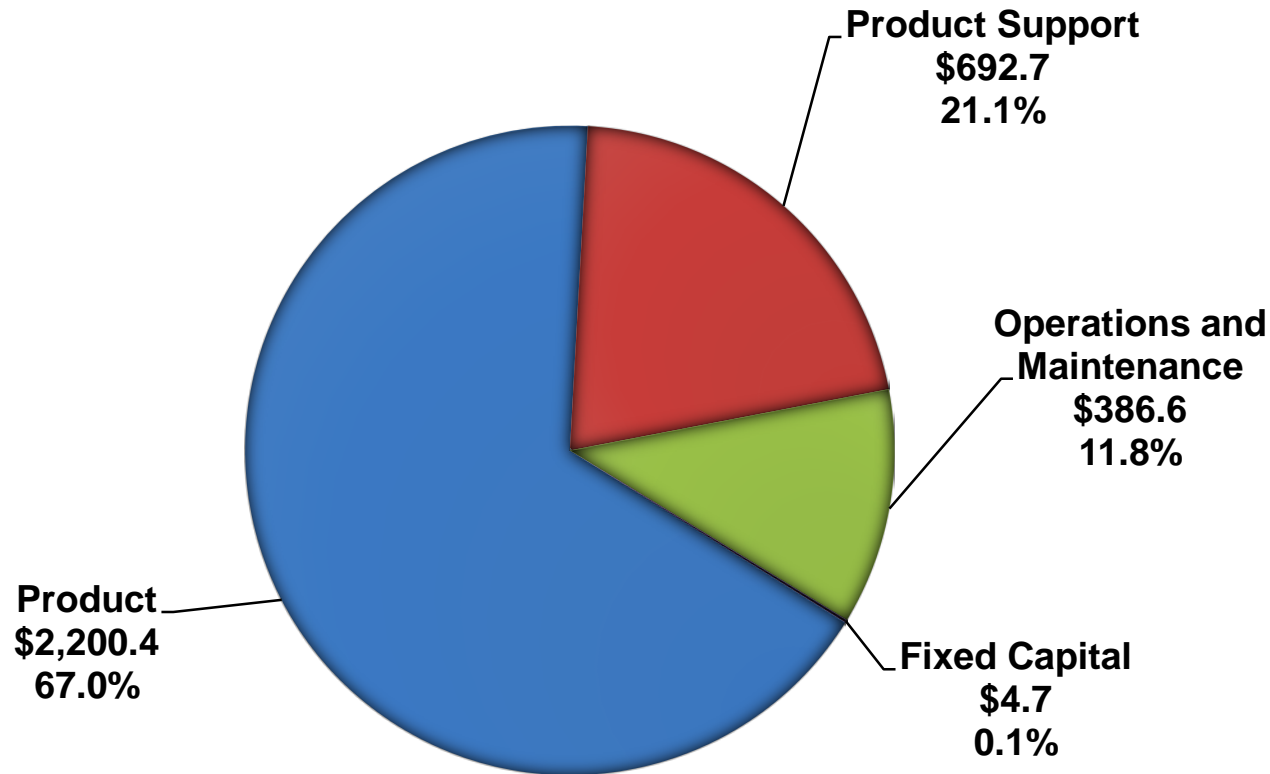


L. K. Nandam, P.E.



Total District 1: Work Program (\$3,284.4M)

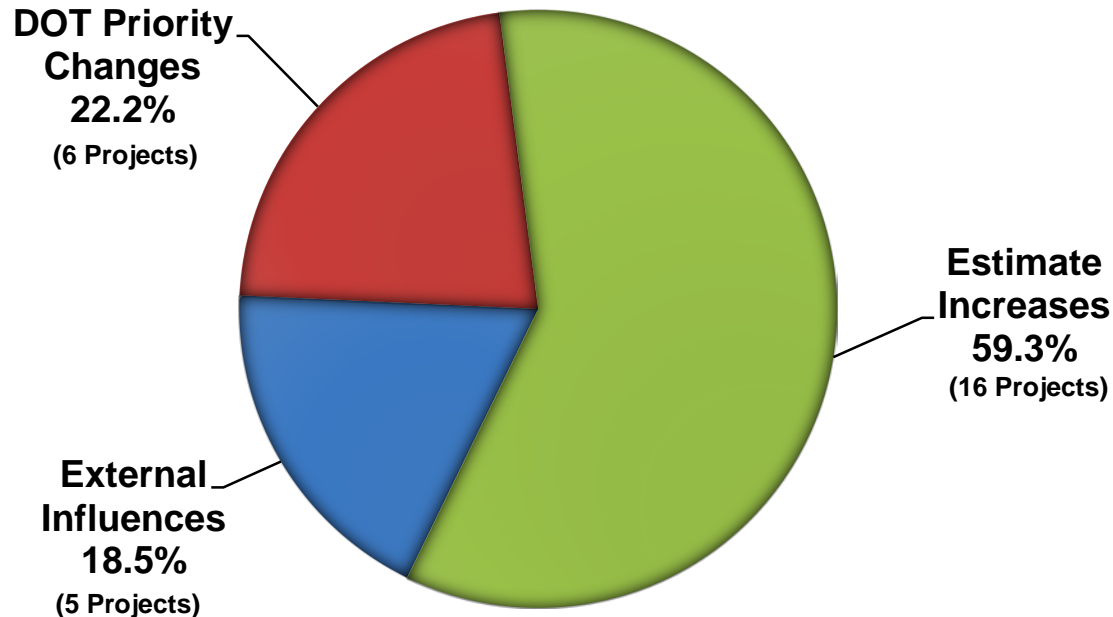
Fiscal Years 2018/19 – 2022/23



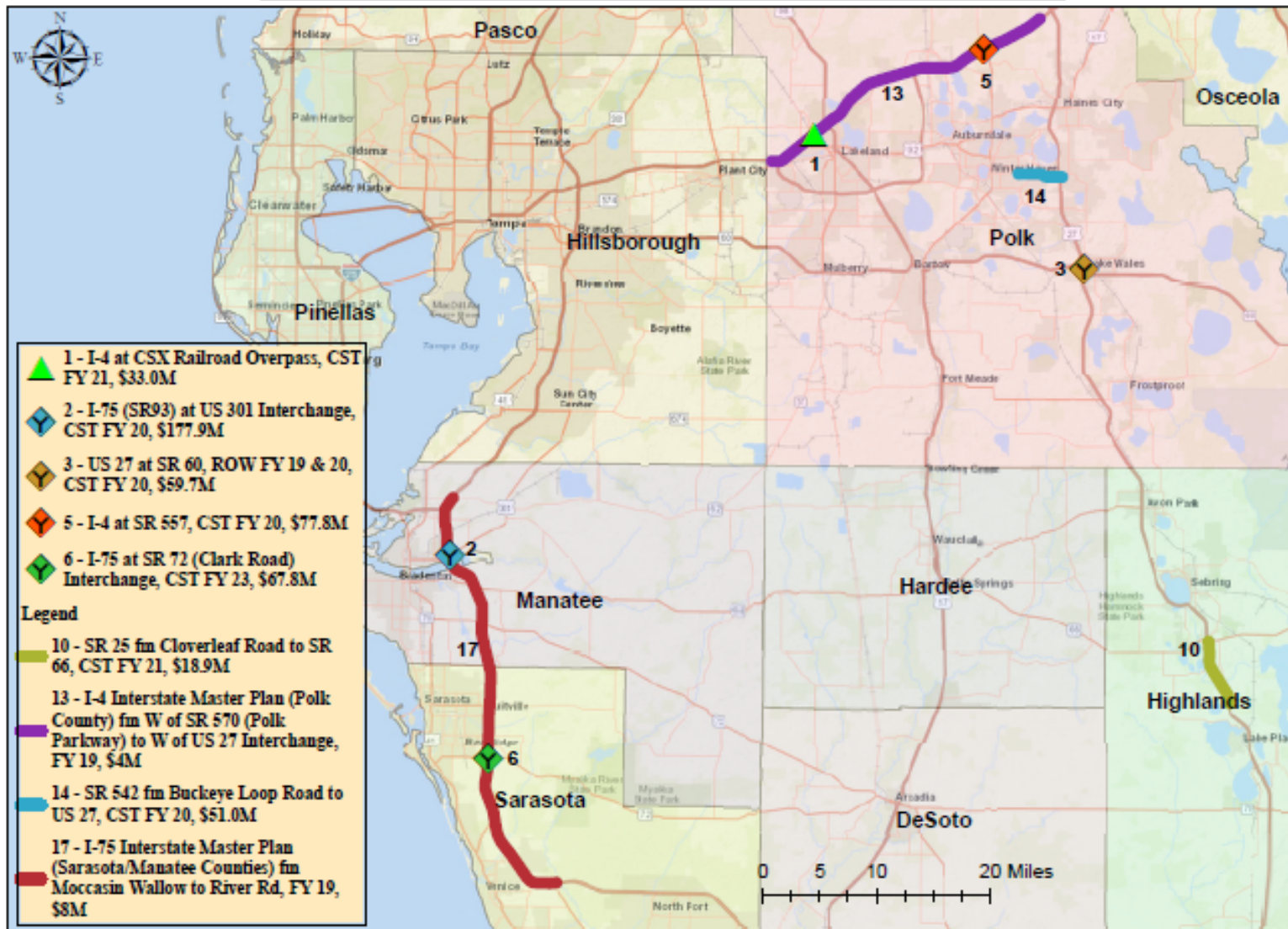
District 1: Stability (88.4%)

Fiscal Years 2018/19 – 2022/23

27 of 232 projects were Deferred, Deleted or Moved Out due to the following reasons:

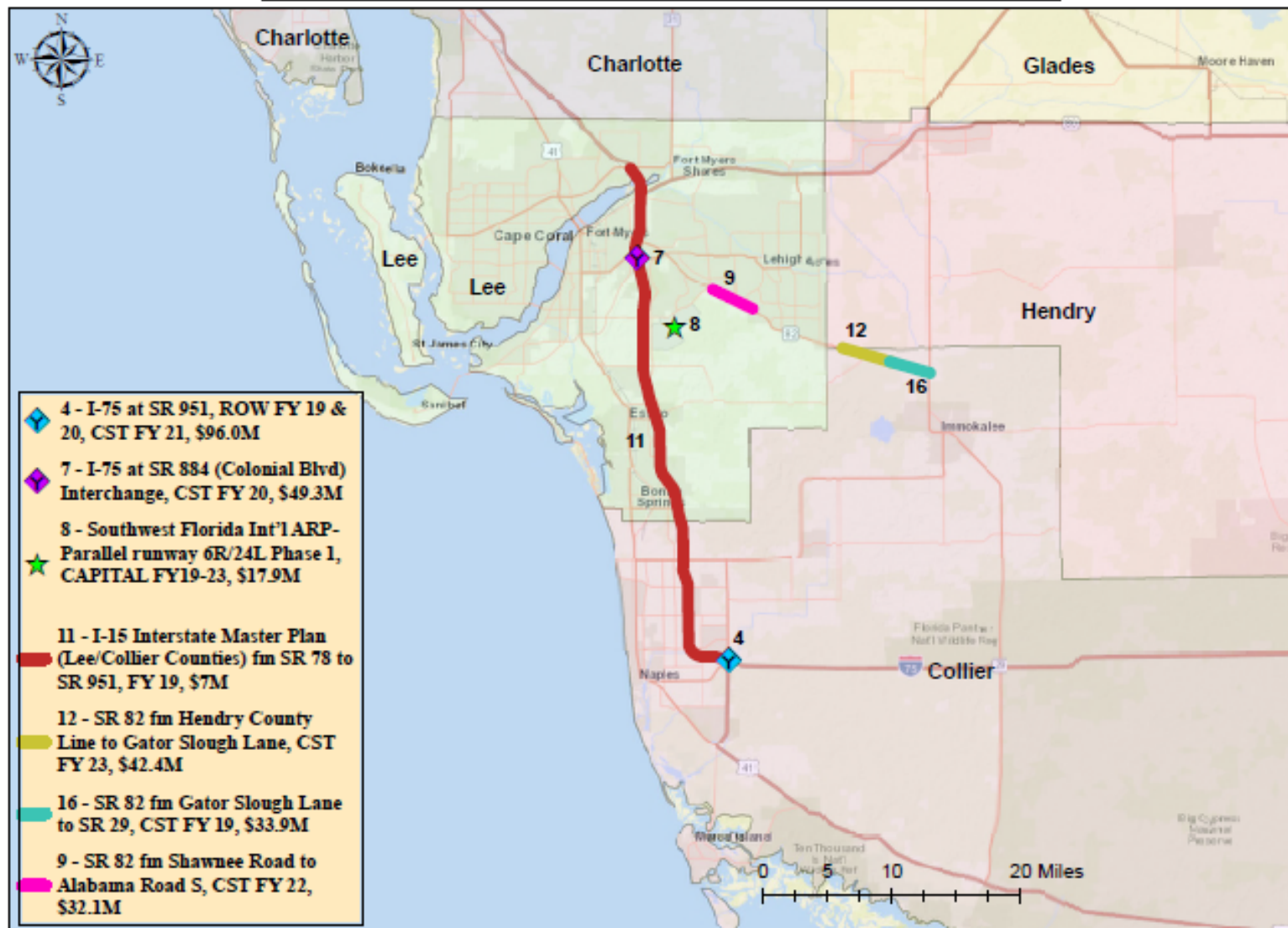


District One Major Projects - Northern



District 1: Major Projects

District One Major Projects - Southern




District 1: TWP Issues

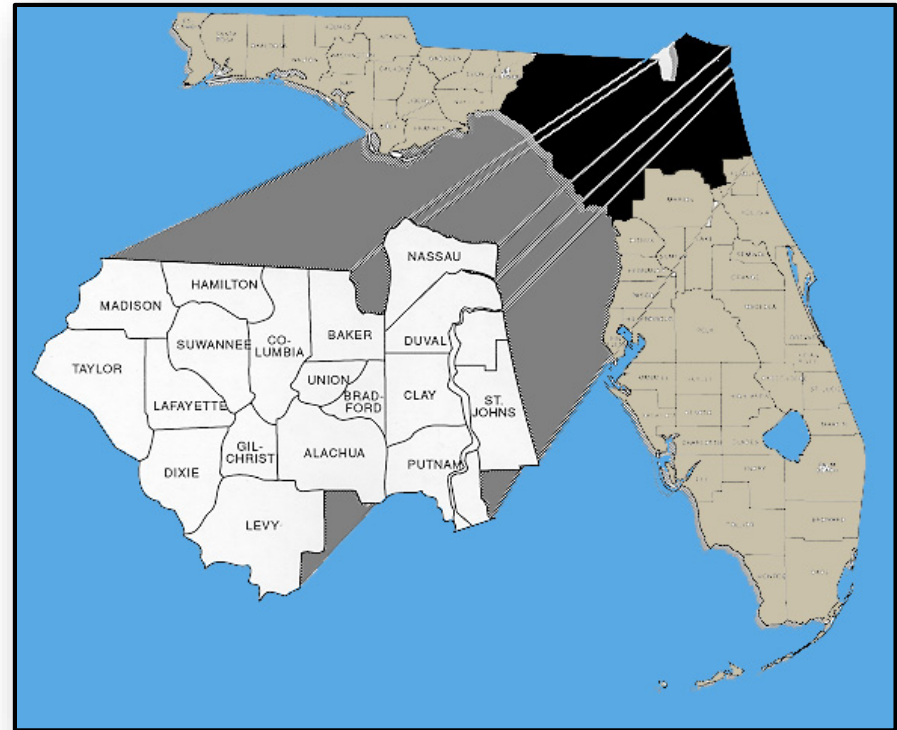
- **Highlight any Public/Private Partnerships**
- **How does this District TWP compare with prior years?**
- **Major Obstacles and Accomplishments**
- **Certificate of Conformity (Can you build it?)**
- **Questions?**



District 2 Presentation

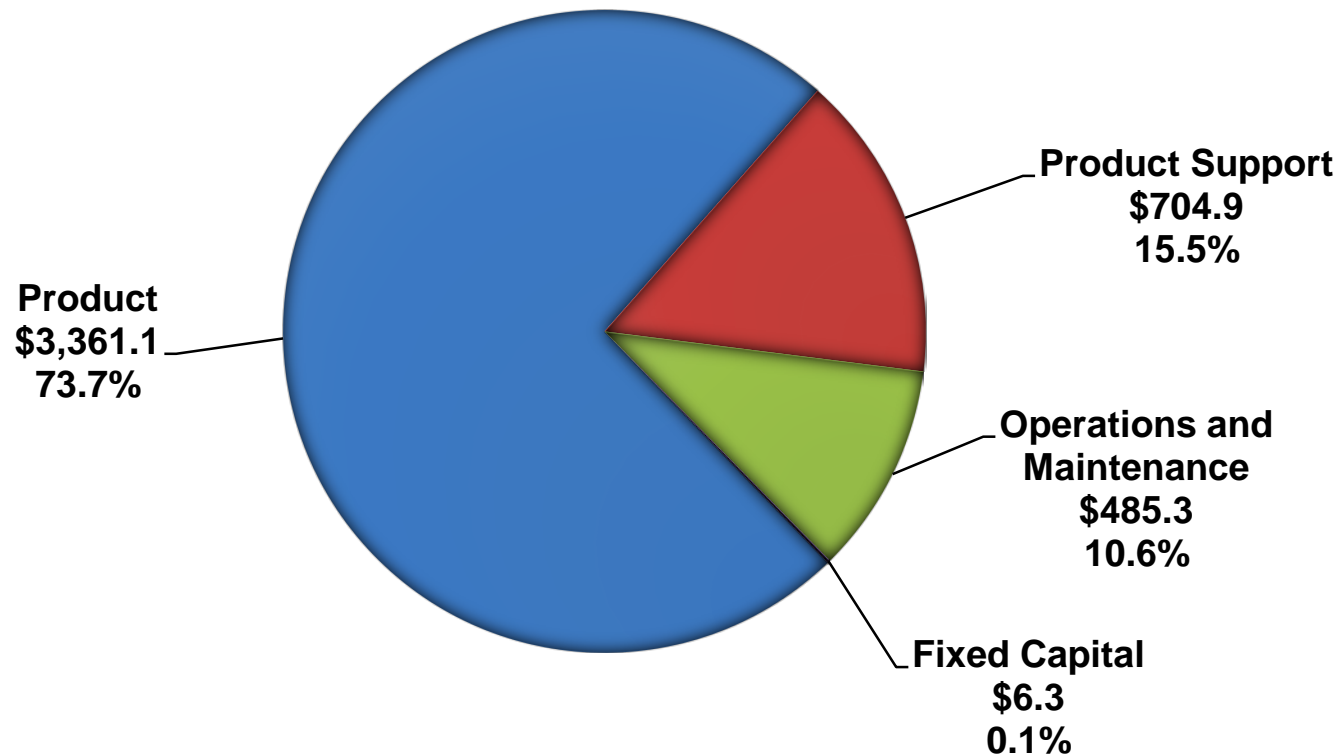


Greg Evans, P.E.



Total District 2: Work Program (\$4,557.5M)

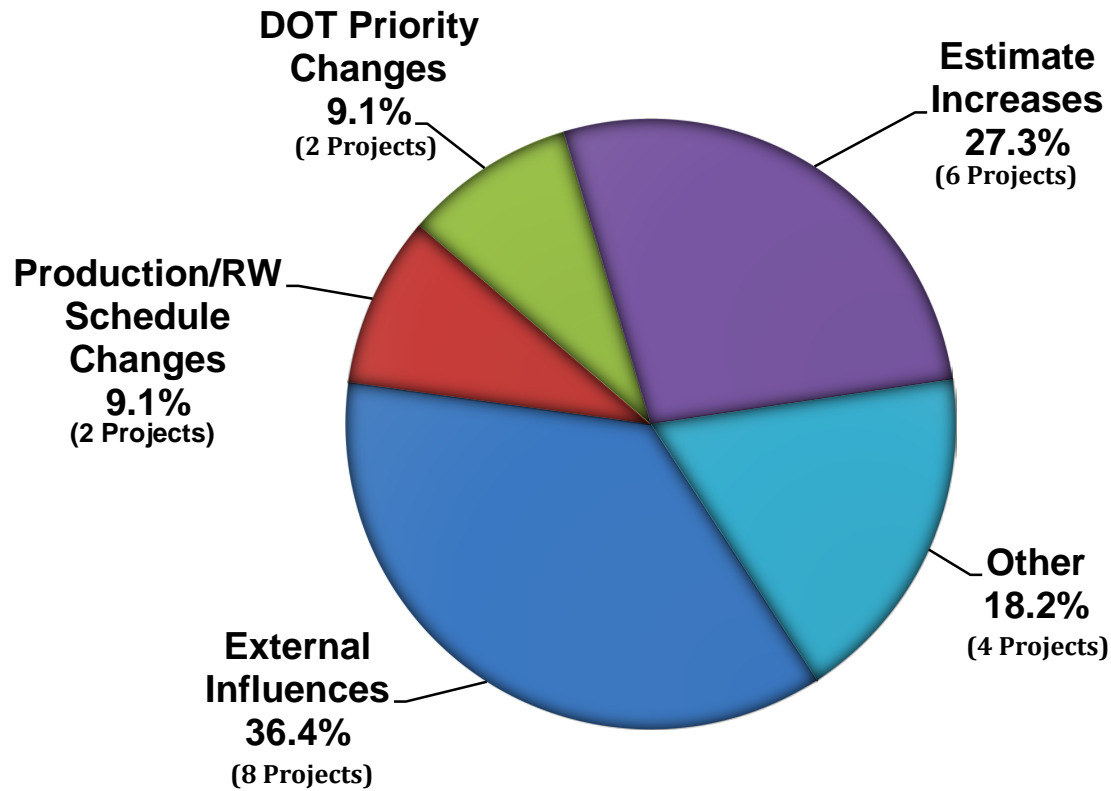
Fiscal Years 2018/19 – 2022/23



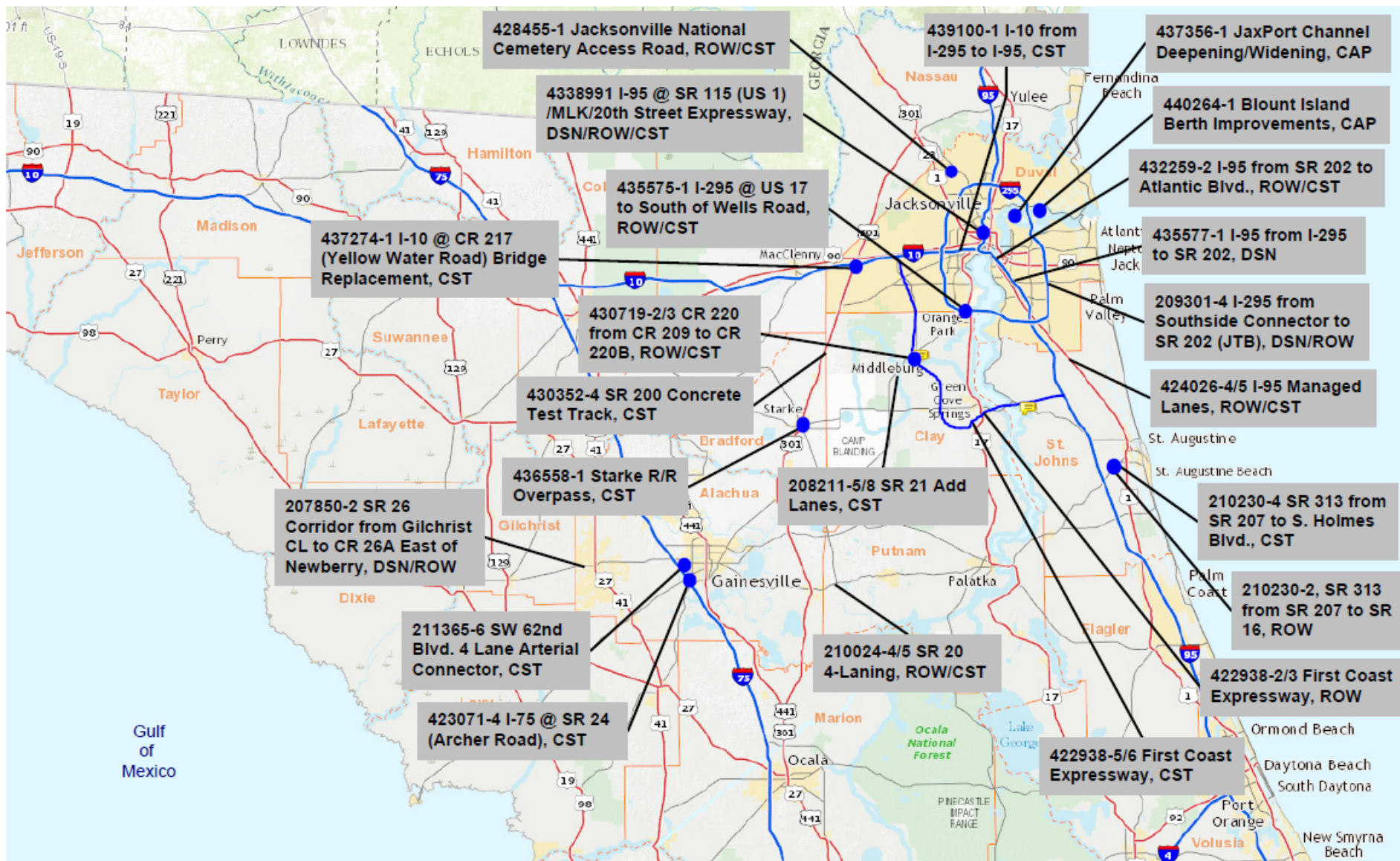
District 2: Stability (90.4%)

Fiscal Years 2018/19 – 2022/23

22 of 230 projects were Deferred, Deleted or Moved Out due to the following reasons:



District 2: Major Projects



District 2: Major Projects (List 1)

● Clay County

- SR 200 (US 301) Concrete Test Track, (CST, \$14.3M, FY 2019 Let)
- SR 21 from CR 218 to Black Creek, Add lanes (RW/CST, \$21.3M, FY 2020 Let)
- SR 21 from CR 220 to Allie Murray Rd, Add lanes (RW/CST, \$20.0M, FY 2019 Let)
- I-295 (SR9A) @ US 17 To S. of Wells Road, Interchange Add Lanes (RW/CST, \$19.0M, FY 2022 Let)
- CR 220 from CR 209 (Henley) to CR 220B (Knight Boxx Rd) (RW/CST, \$13.8M, FY 2021 Let)

● St Johns County

- I-95 (SR 9) from Int'l Golf Pkwy to Duval C/L, Managed Lanes (RW/CST, \$296.7M, FY 2023 Let)
- SR 313 from SR 207 to SR 16, New Road (RW, \$4.2M)
- SR 313 from SR 207 to S Holmes Blvd, New Road, (DSN/CST, \$11.3M, FY 2022 Let)

● Clay/St Johns County

First Coast Expressway, New Road

- (RW/CST, \$577.6M, FY 2019 Let)
 - SR 23 East of CR 209 to North of SR 16
 - SR 23 from N of SR 16 to N of SR 21 (Blanding Blvd)
- SR 23 from W of SR CR 16A to East of CR 209, New Road (CA CST/\$299.4M/FY 2024)
- SR 23 from I-95 to West of CR 16A, New Road (CA DSN/\$14.0M/FY 2021) (CA CST/\$282.3M/FY 2024)



District 2: Major Projects (List 2)

● Duval County

- I-95 (SR 9) from I-295 (SR 9A) to SR 202 (JTB), Managed Lanes (DSN, \$20.0M, FY 2023)
- I-95 (SR 9) from SR 202 to Atlantic Blvd, Managed Lanes (DSN/RW/CST, \$303.4M, FY 2022 Let)
- I-95 (SR 9) from St Johns C/L to I-295, Managed Lanes (RW/CST, \$286.2M, FY 2023 Let)
- I-95 (SR 9) @ SR 115 (US 1) MLK/20th Street, Interchange Add Lanes (DSM/RW/CST, \$29.2M, FY 2023 Let)
- I-295 (SR 9A) from SR 113 (Southside Connector) to SR 202, Managed Lanes (DSN/RW, \$16.9M)
- I-10 (SR 8) from I-295 to I-95, Add lanes (CST, \$118.8M, FY 2020 Let)
- I-10 (SR 8) @ CR 217 (Yellow Water Road, Bridge Replacement, (CST, \$7.6M, FY 2019 Let)
- Jacksonville National Cemetery, New Road (RW/CST, \$13.7M, FY 2019 Let)



District 2: Major Projects (List 3)

● Alachua County

- SR 26 Corridor from Gilchrist C/L to CR 26A East of Newberry, Add Lanes (DSN/RW, \$10.0M)
- I-75 (SR 93) @ SR 24 (Archer Road), Interchange Improvement, Add Lanes (CST, \$7.0M, FY 2019 Let)
- SW 62nd Boulevard, New Road, (CST, \$13.6M, FY 2022 Let)

● Bradford County

- Starke Railroad Overpass (RW/CST, \$30.3M, FY 2020 Let)

● Putnam County

- SR 20 corridor (2 projects), Add lanes (RW/CST, \$102.4M, FY 2019 Let)



District 2: Major Projects (PD&E)

PD&E - Underway

- I-295 (SR 9A) from Southside Connector (SR 13) to SR 202 JTB - Duval County
- I-95 (SR 9) from I-295 (SR 9A) to SR 202 (JTB), Duval County
- I-75 from D5 Exit 328 (Marion County) to I-10 (Columbia County), Feasibility Study

PD&E - Funded

- I-295 (SR 9A) from I-95 to SR 113/Southside Connector (includes Dames Pt Bridge) – Duval County
- I-295 (SR 9A) from SR 21 to I-10 – Duval County
- I-295 (SR 9A) from Normandy Blvd to Prichard Road – Duval County
- I-95 (SR 9) from I-10 to North of 8th Street – Duval County
- I-10 (SR 8) from SR 23 to I-295 – Duval County
- I-10 (SR 8) from US 301 to SR 23 – Duval County
- I-10 (SR 8) @ SR 121 Operational Improvements – Baker County
- I-75 (SR 121) Williston Rd to SR 222 (NW 39th Ave) – Alachua County



District 2: Current Year Lets

- SR A1A (3rd Street) From Seagate Ave to Beach Blvd \$26.0M (December 2017) – Duval Co.
- I-295 (SR 9A) Arterial Traffic Mgmt (Buckman Bridge SR 13 to US 17 (SR 15), \$12.9M (February 2018) – Duval Co.
- SR 15 (US 17) From W. of Dunns Crk to Horse Landing Road, \$39.3M (October 2017) – Putnam Co.
- I-10 (SR 8) From E. of I-295 in Duval Co to US 90 in Leon County, \$18.2 (October 2017) – District-wide
- CR 250 Suwannee River Bridge Replacement, \$11.8M (May 2018) – Suwannee/Lafayette

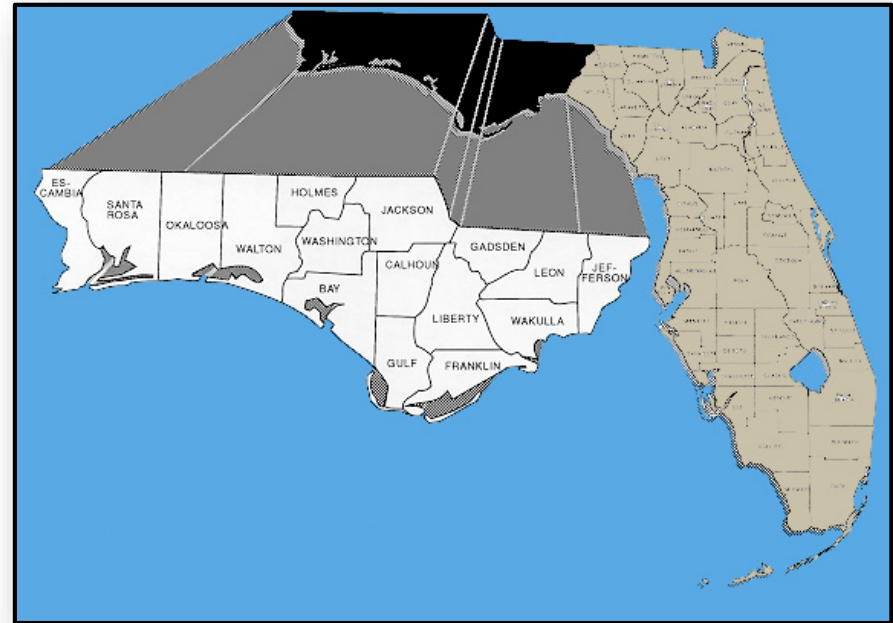


District 2: TWP Issues

- **Highlight any Public/Private Partnerships**
- **How does this District TWP compare with prior years?**
- **Major Obstacles and Accomplishments**
- **Certificate of Conformity (Can you build it?)**
- **Questions?**



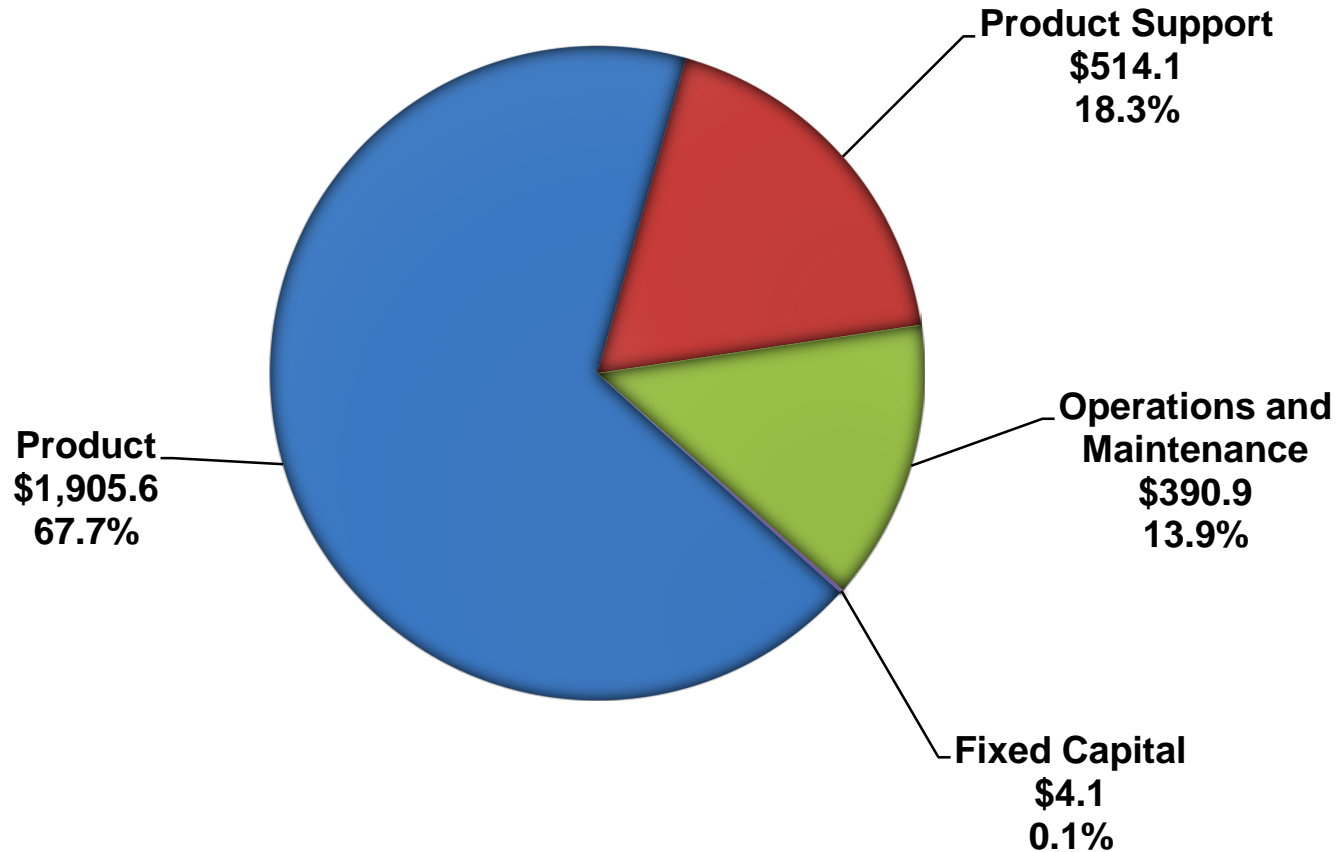
District 3 Presentation



Phillip Gainer, P.E.

Total District 3: Work Program (\$2,814.7M)

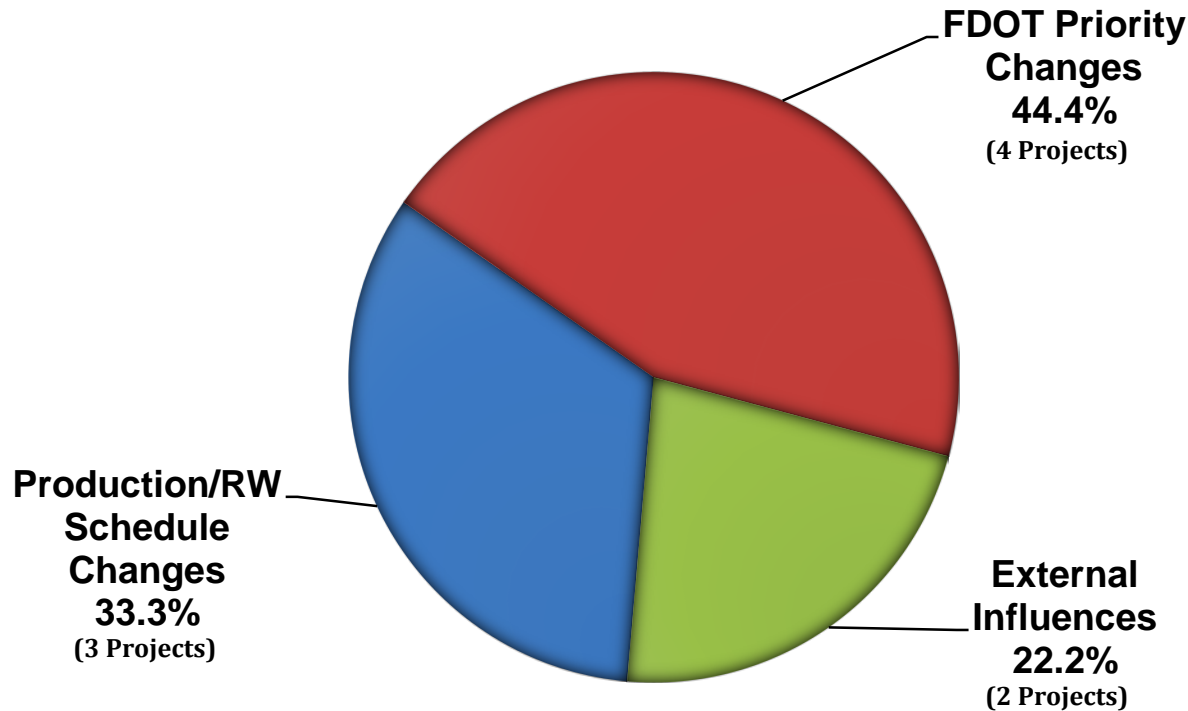
Fiscal Years 2018/19 – 2022/23



District 3: Stability (96.5%)

Fiscal Years 2018/19 – 2022/23

9 of 260 projects were Deferred, Deleted or Moved Out due to the following reason:



District 3: Major Projects

ESCAMBIA COUNTY


1. 218605-5 - SR 10 (US 90A) 9 MILE RD FROM SR 10A (US 90) TO CR 99 BEULAH RD RIGHT OF WAY - FUTURE CAPACITY NON SIS; RIGHT OF WAY FY2020, FY2021 \$1,490,000
2. 222476-1 - SR 8 (I-10) @ SR 95 (US 29) INTERCHANGE INTERCHANGE - ADD LANES SIS; RIGHT OF WAY FY2021, FY2022, FY2023 \$11,945,700; CONSTRUCTION FY2023 \$107,606,988

SANTA ROSA COUNTY

3. 440915-2 - SR 10 (US 90) CAROLINE ST FROM SR 87 STEWART ST TO CR 89 WARD BASIN RD PRELIM ENG FOR FUTURE CAPACITY NON SIS; DESIGN FY2023 \$2,500,000
4. 440915-3 - SR 10 (US 90) CAROLINE ST FROM CR 89 WARD BASIN RD TO SR 87 PRELIM ENG FOR FUTURE CAPACITY NON SIS; DESIGN FY2019, FY2020 \$2,200,000
5. 220426-3 - SR 30 (US 98) GULF BREEZE PKWY FROM PORTSIDE DRIVE TO BERGREN ROAD PRELIM ENG FOR FUTURE CAPACITY NON SIS; DESIGN FY2023 \$4,000,000
6. 220426-5 - SR 30 (US 98) GULF BREEZE PKWY FROM E OF RAMBLE BAY LN TO OKA CO LINE PRELIM ENG FOR FUTURE CAPACITY NON SIS; DESIGN FY2022 \$4,000,000

OKALOOSA COUNTY

7. 220196-3 - SR 30 (US 98) FROM SANTA ROSA C.O. LINE TO E OF FALLIN WATERS DR PRELIM ENG FOR FUTURE CAPACITY NON SIS; DESIGN FY2021 \$4,049,050
8. 220196-4 - SR 30 (US 98) FROM FALLING WATERS DRIVE TO MARY ESTHER BLVD PRELIM ENG FOR FUTURE CAPACITY NON SIS; DESIGN FY2021 \$3,249,050
9. 407918-3 - SR 8 (I-10) @ CR 4 ANTIOCH ROAD INTERCHANGE PRELIM ENG FOR FUTURE CAPACITY SIS; DESIGN FY2023 \$1,000,000
10. 438139-2 - PJ ADAMS/ANTIOCH ROAD - CRESTVIEW BYPASS PRELIMINARY ENGINEERING NON SIS; DESIGN FY2023 \$1,200,000
11. 438139-1 - CRESTVIEW BYPASS, SR 10 (US 90) TO SR 85 N FERDON BLVD PD&E/EMO STUDY NON SIS; PD&E FY2020 \$1,500,392
12. 421997-8 - PJ ADAMS PARKWAY FROM WILD HORSE DRIVE TO ASHLEY DRIVE ADD LANES & RECONSTRUCT NON SIS; CONSTRUCTION FY2020 \$3,800,000
13. 415474-2 - SR 30 (US 98) BROOKS BRIDGE NO. 570034 BRIDGE REPLACEMENT - DESIGN BUILD NON SIS; CONSTRUCTION FY2022 TOTAL FOR ALL YEARS \$215,300,480
14. 414132-7 - SR 30 (US 98) HARBOR BLV FROM CR 30A CALHOUN AVENUE TO AIRPORT ROAD PD&E/EMO STUDY NON SIS; PD&E FY2021 \$1,500,000



District 3: Major Projects

WALTON COUNTY

15. 414132-6 - SR 30 (US 98) FROM CR 457 MACK BAYOU ROAD TO EAST OF CR 30A WEST
ADD LANES & RECONSTRUCT
SIS; CONSTRUCTION FY2023 \$16,340,693
16. 437179-1 - SR 30 (US 98) FROM COUNTY ROAD 30A TO BAY COUNTY LINE
PD&E/EMO STUDY
SIS; PD&E FY2023 \$3,300,000

BAY COUNTY

17. 426391-3 - SR 30 (US 98A) FROM HILL ROAD TO SR 392A HUTCHISON BLVD
PRELIM ENG FOR FUTURE CAPACITY
NON SIS; DESIGN FY2021 \$1,000,000
18. 426391-2 - SR 30 (US 98A) WEST OF SR 79 TO EAST OF LULLWATER DR
ADD LANES & RECONSTRUCT
NON SIS; CONSTRUCTION FY2019 \$2,675,000
19. 442483-1 - LOOP ROAD FROM N PIER PARK DR TO SR 30A (US 98) PANAMA CITY BEACH PKWY
PD&E/EMO STUDY
NON SIS; PD&E FY2020 \$750,000
20. 217838-3 - SR 30A (US 98) PC BEACH PKWY FROM MANDY LANE TO EAST OF NAUTILUS ST
RIGHT OF WAY - FUTURE CAPACITY
NON SIS; DESIGN FY2019 \$2,330,900; RIGHT OF WAY FY2023 \$4,925,000
21. 217838-4 - SR 30A (US98) PC BCH PKWY FROM E OF NAUTILUS ST TO E OF R JACKSON BLVD
PRELIM ENG FOR FUTURE CAPACITY
NON SIS; DESIGN FY2020 \$2,762,100
22. 217910-4 - SR 75 (US 231) FROM SR 30A (US 98) 15TH ST TO SOUTH OF PIPE LINE RD
RIGHT OF WAY - FUTURE CAPACITY
SIS; RIGHT OF WAY FY2020, FY2021, FY2022, FY2023 \$160,285,400
23. 217910-3 - SR 75 (US 231) FROM SOUTH OF PIPE LINE RD TO NORTH OF PENNY ROAD
RIGHT OF WAY - FUTURE CAPACITY
SIS; PARTIAL RIGHT OF WAY FY2023 \$5,665,300



District 3: Major Projects (List)

- **SR 75 (US 231) from SR 30A (US 98) 15th St to S of Pipe Line Rd**
- SR 30 (US 98) from CR 457 Mack Bayou Rd To CR 30A W
- **SR 390 from SR 368 23rd St to CR 2312 Baldwin Rd**
- Loop Rd from N Pier Park Dr to SR 30A (US 98) Panama City Beach Pkwy
- **SR 30 (US 98) Dupont Bridge No. 460019**
- SR 263 (US 319) Capital Circle from CR 2203 Springhill Rd to SR 371 Orange Ave
- SR 263 (US 319) Capital Circle from SR 61 Crawfordville to CR 2203 Springhill Rd
- **Crestview Bypass – PJ Adams/Antioch Rd**
- SR 8 (I-10) @ SR 95 (US 29) Interchange
- **SR 30 (US 98) Brooks Bridge No. 570034**



District 3: TWP Issues

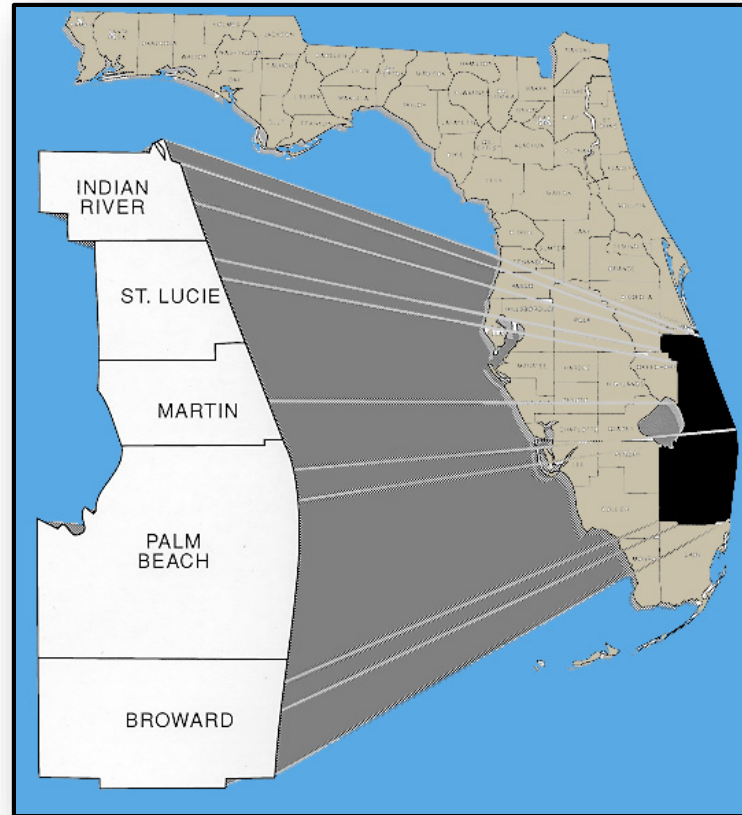
- **Highlight any Public/Private Partnerships**
- **How does this District TWP compare with prior years?**
- **Major Obstacles and Accomplishments**
- **Certificate of Conformity (Can you build it?)**
- **Questions?**



District 4 Presentation

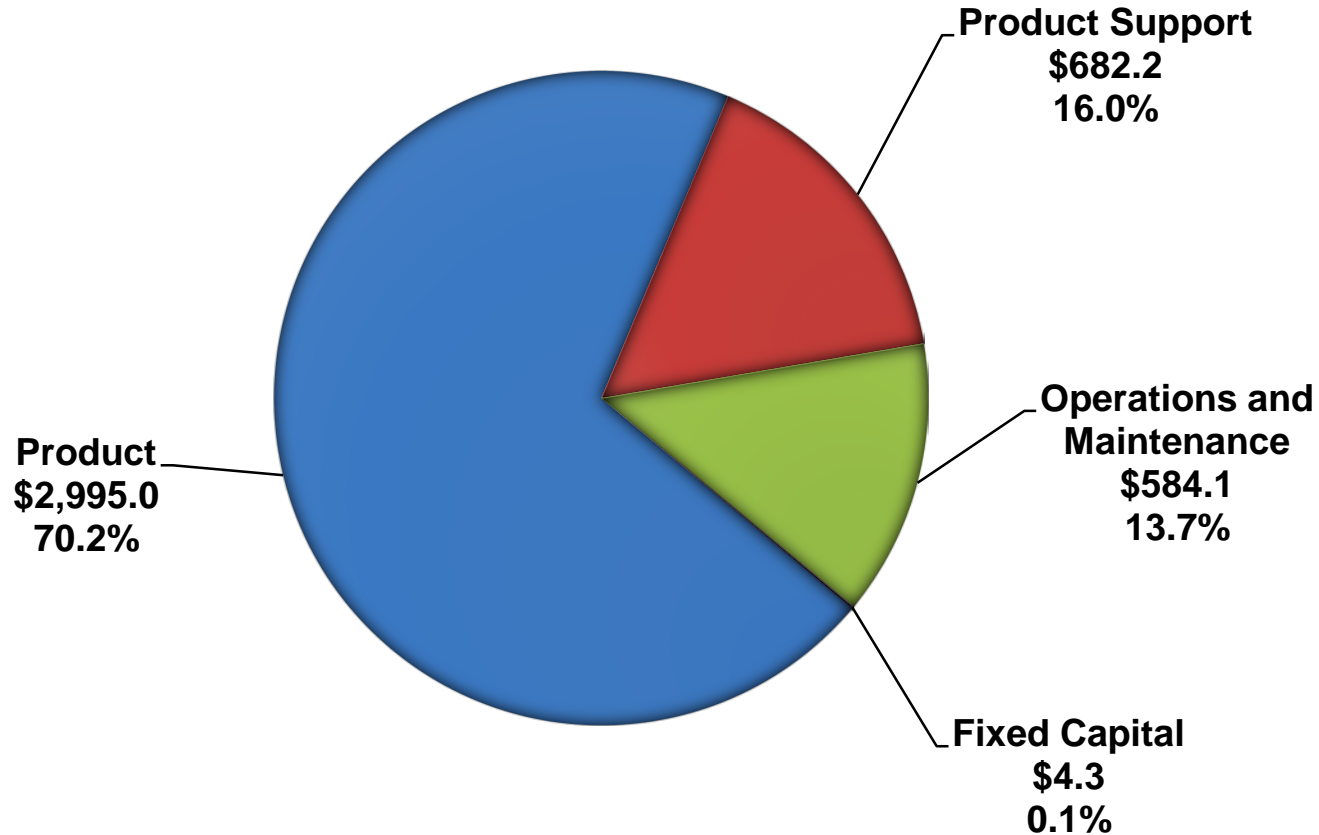


Gerry O'Reilly, P.E.



Total District 4: Work Program (\$4,265.5M)

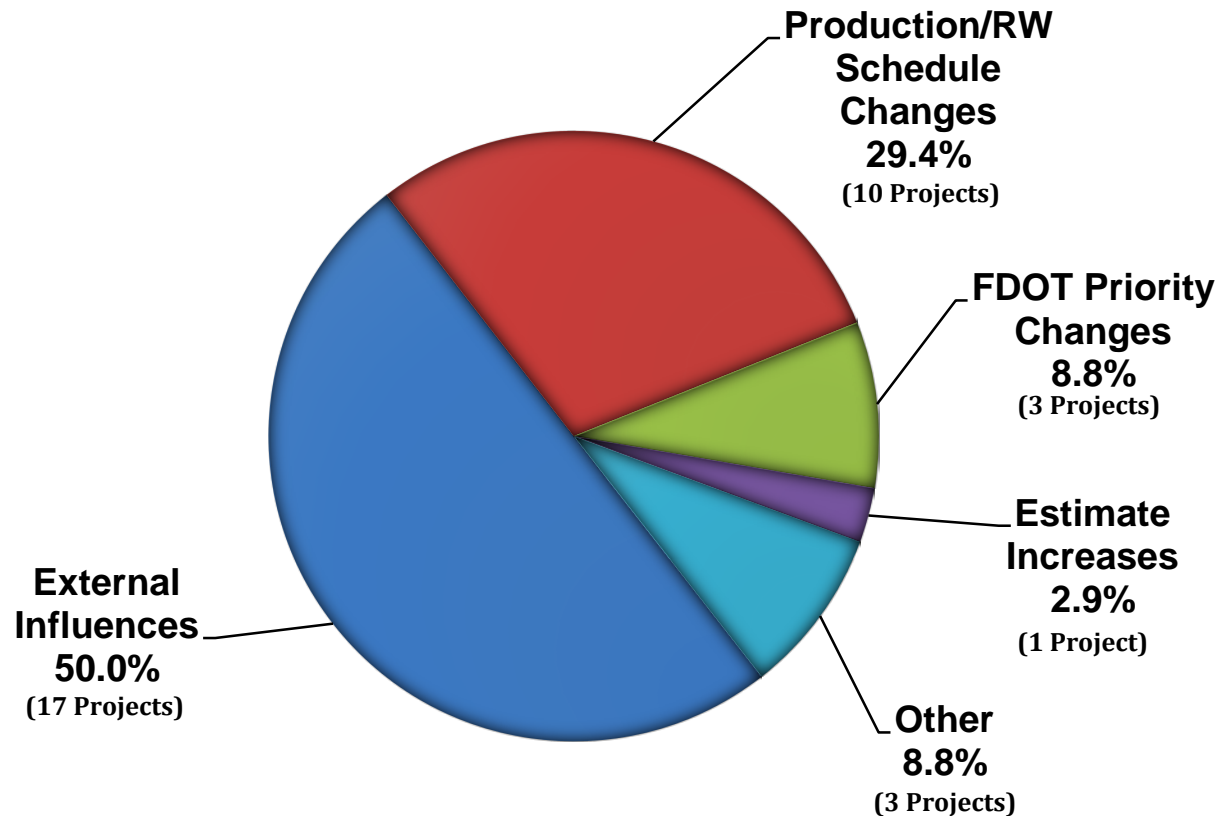
Fiscal Years 2018/19 – 2022/23



District 4: Stability (88.7%)

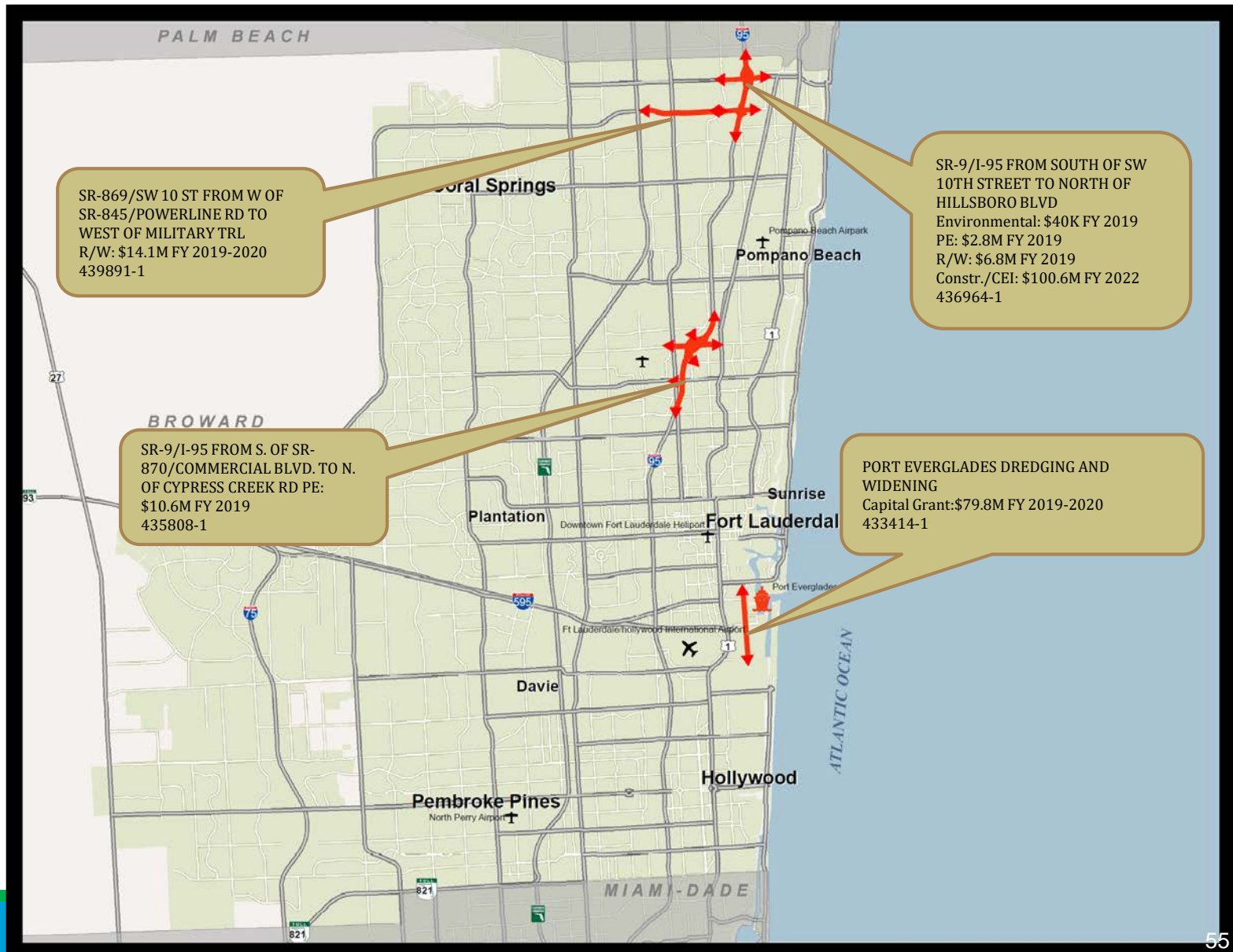
Fiscal Years 2018/19 – 2022/23

34 of 300 projects were Deferred, Deleted or Moved Out due to the following reasons:



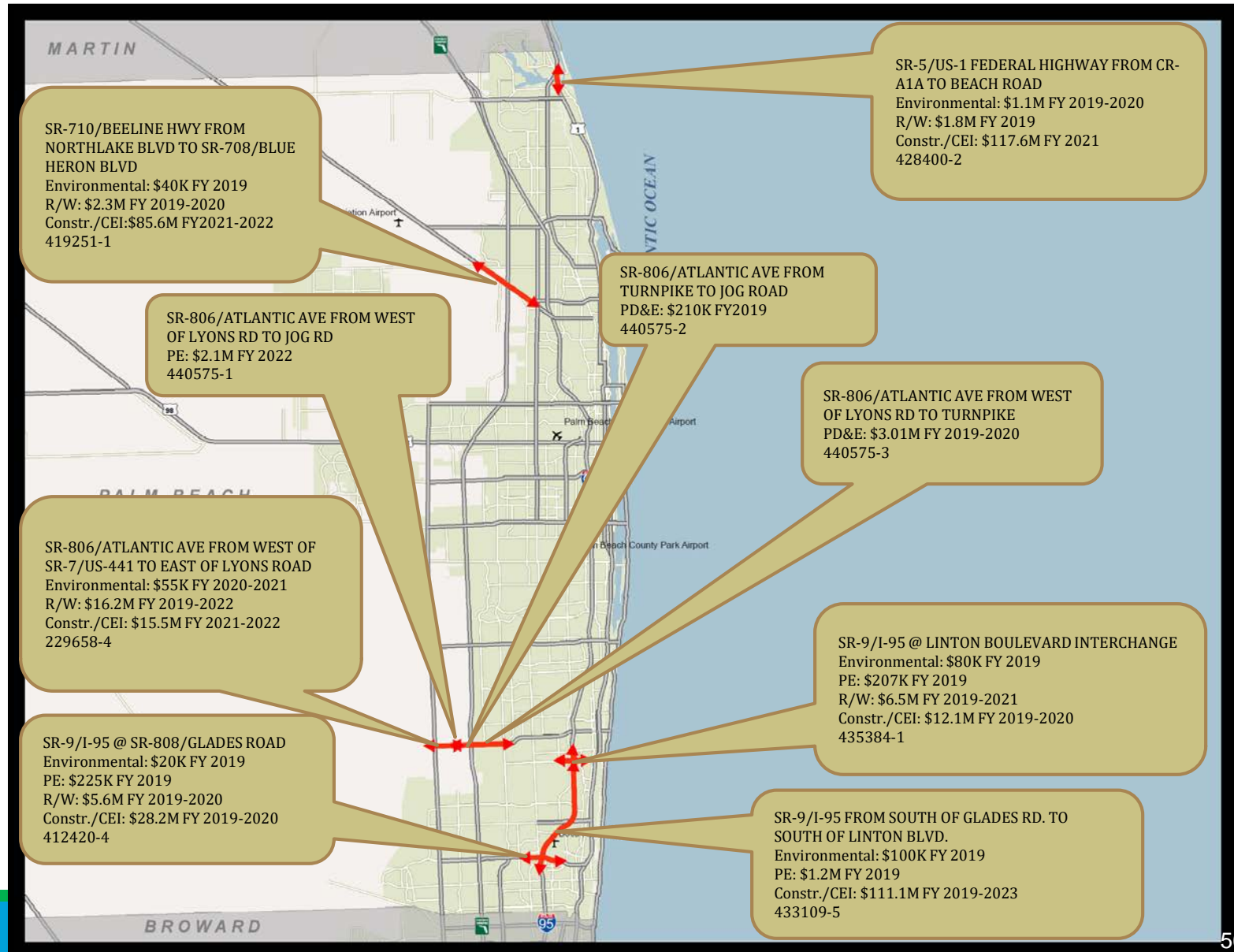
District 4: Major Projects

Broward County



District 4: Major Projects

Palm Beach County



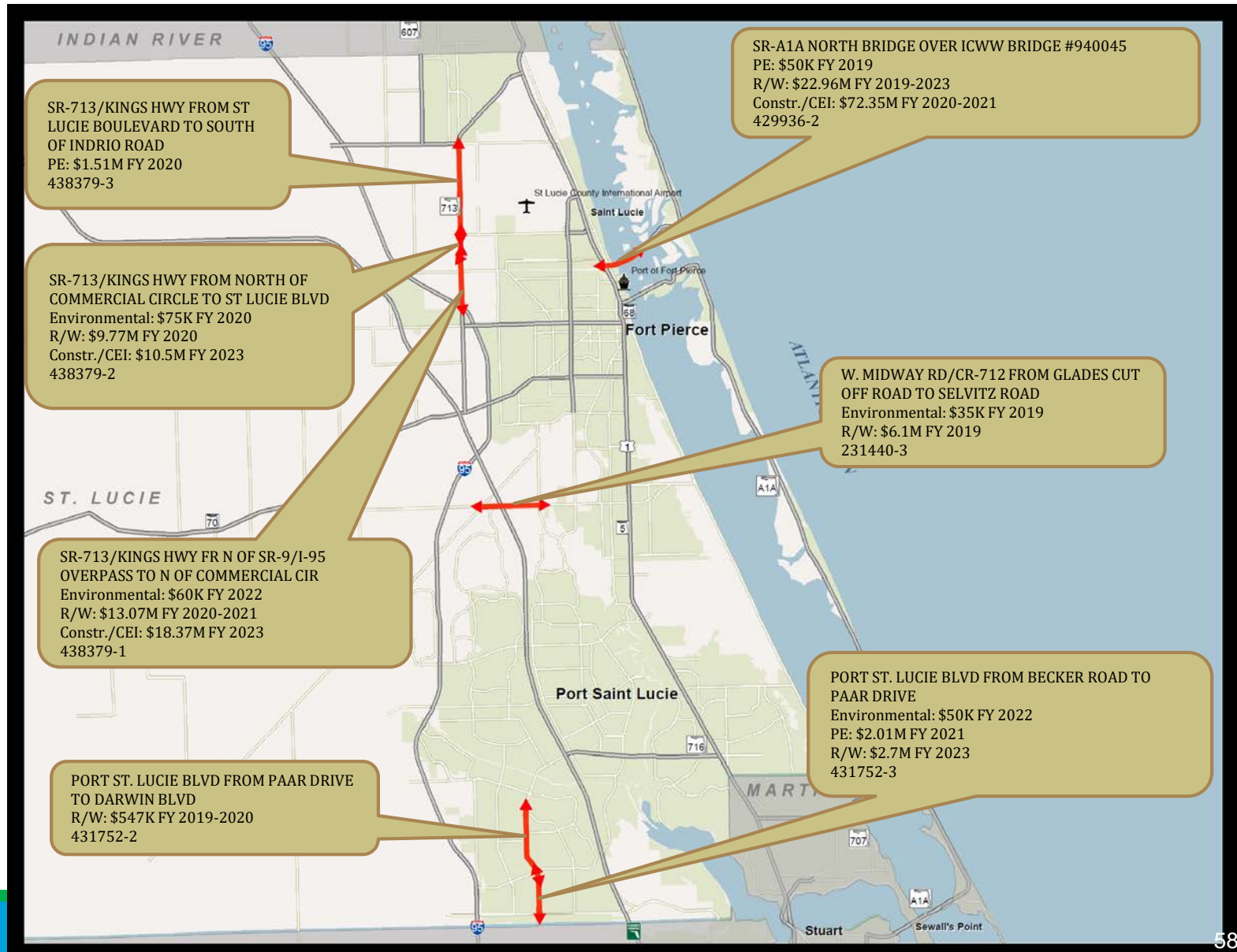
District 4: Major Projects

Martin County



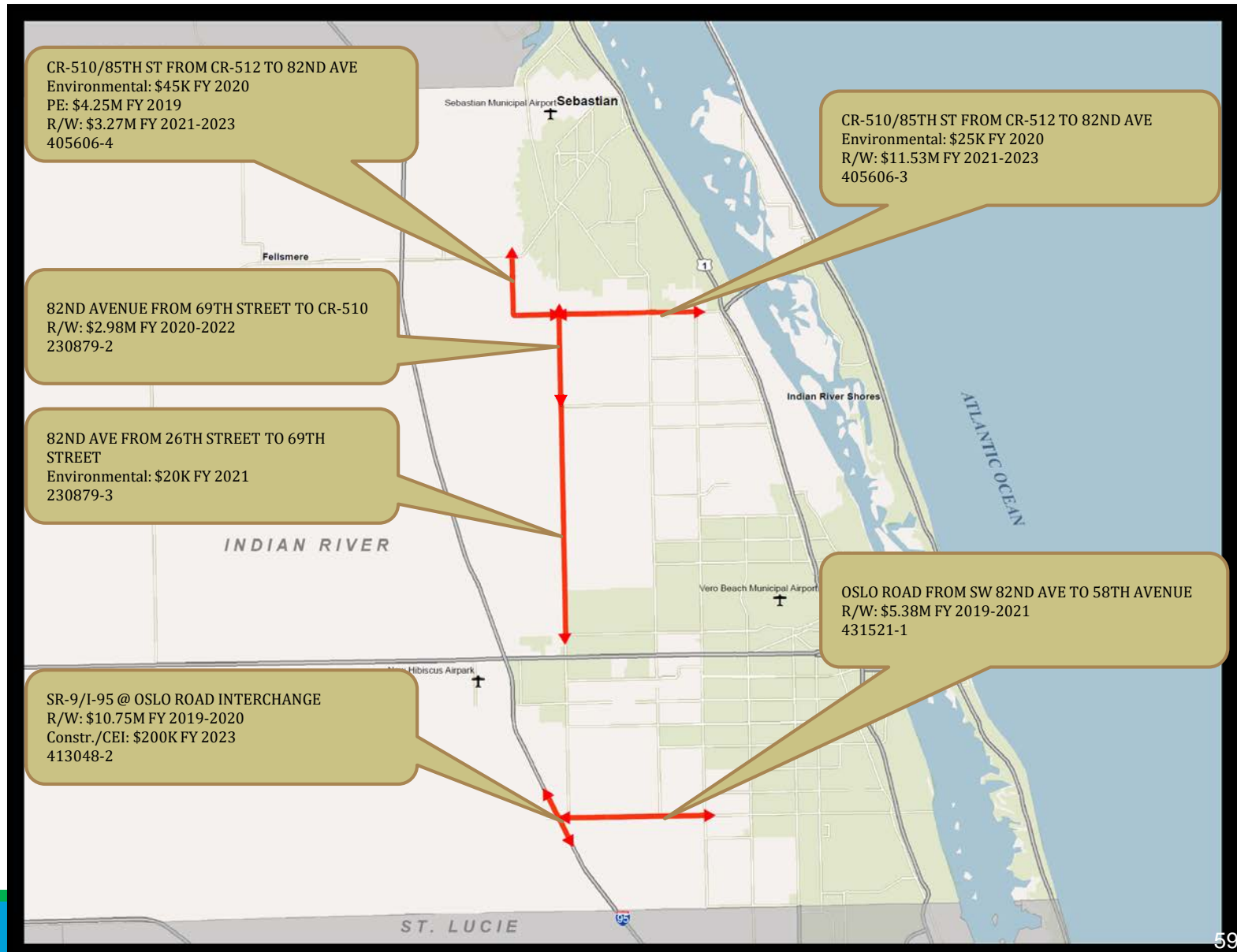
District 4: Major Projects

St. Lucie County



District 4: Major Projects

Indian River County



District 4: TWP Issues

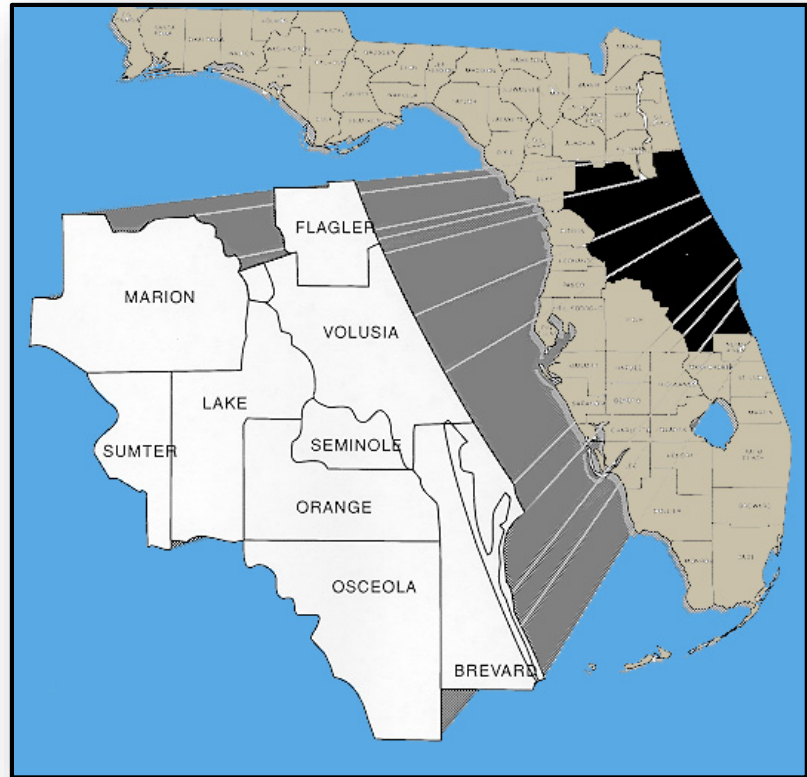
- **Highlight any Public/Private Partnerships**
- **How does this District TWP compare with prior years?**
- **Major Obstacles and Accomplishments**
- **Certificate of Conformity (Can you build it?)**
- **Questions?**



District 5 Presentation

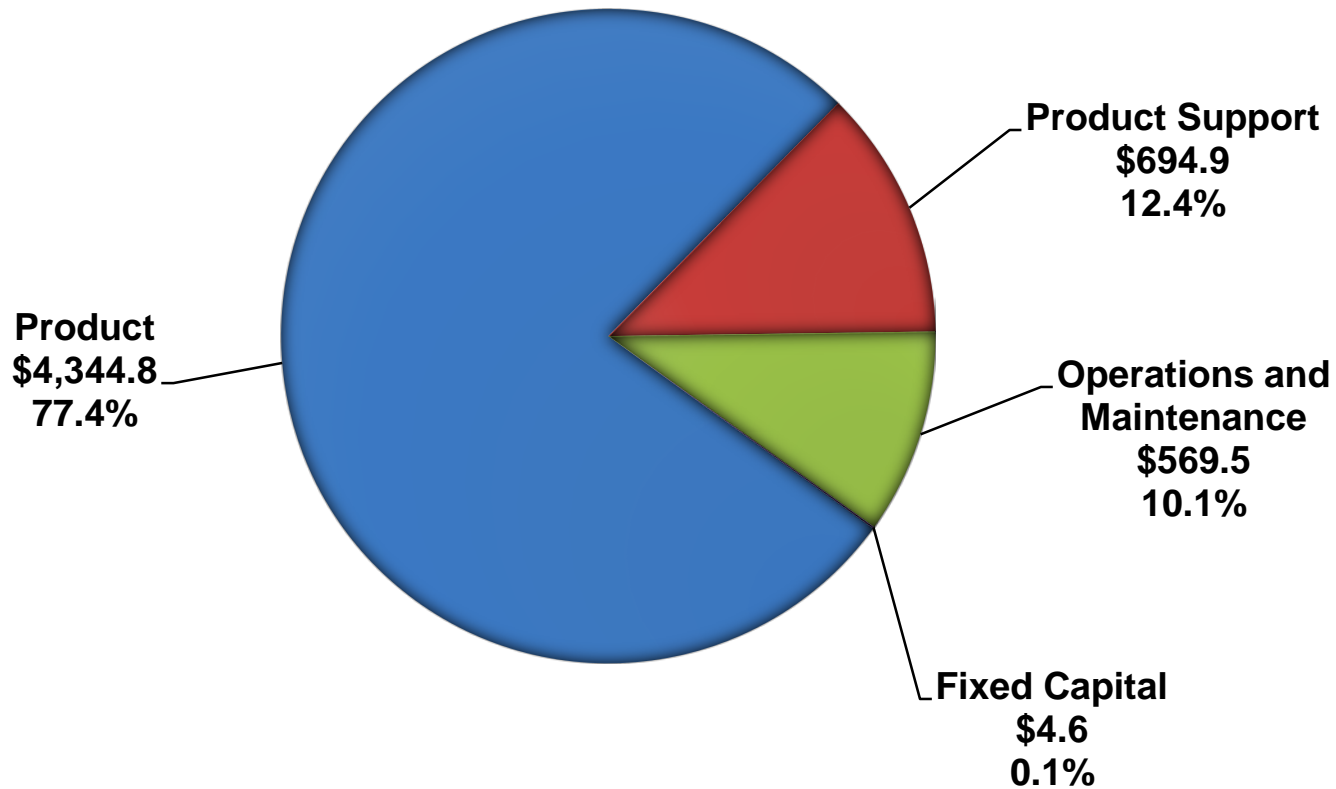


Steve Martin, P.E.



Total District 5: Work Program (\$5,613.8M)

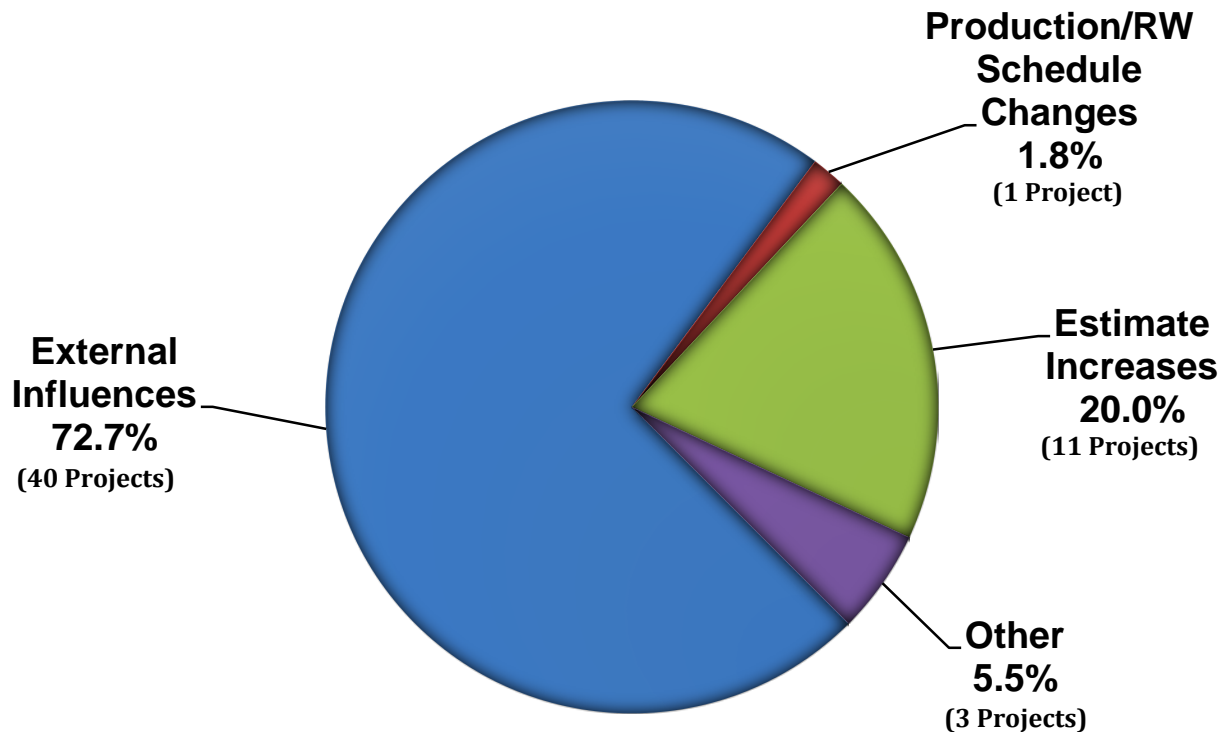
Fiscal Years 2018/19 – 2022/23



District 5: Stability (75.8%)

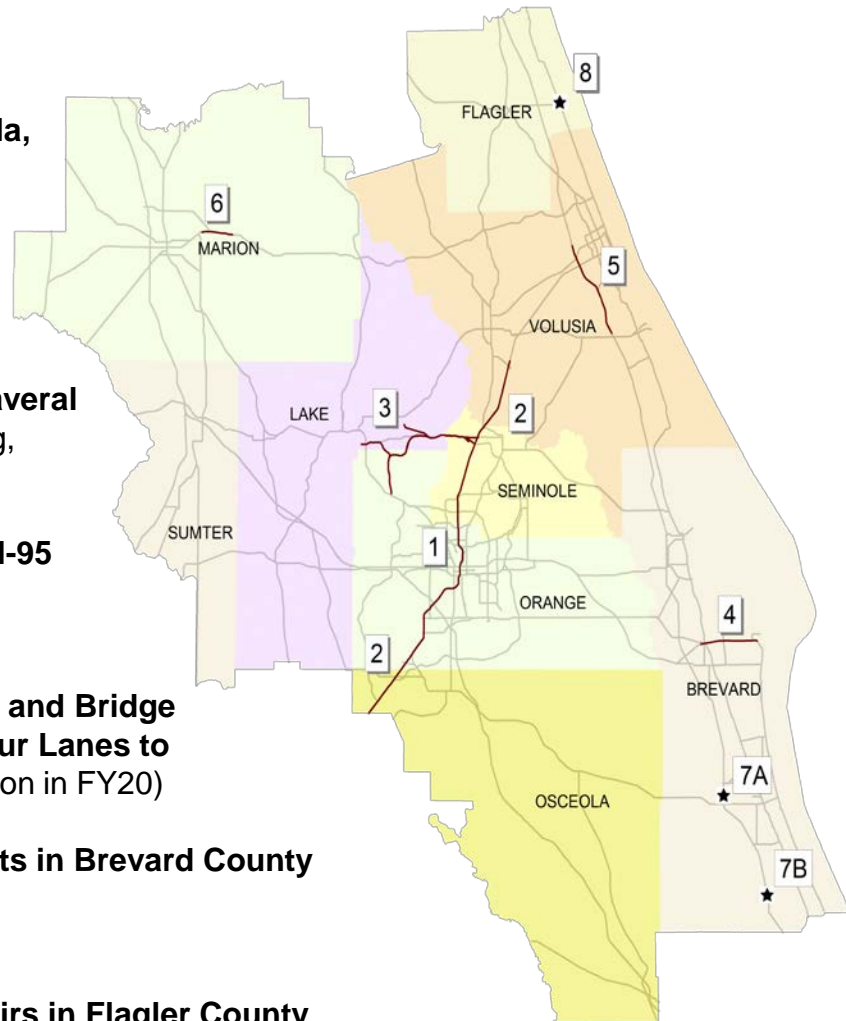
Fiscal Years 2018/19 – 2022/23

55 of 227 projects were Deferred, Deleted or Moved Out due to the following reasons:



District 5: Major Projects

- 1) **I-4 Ultimate Project from SR 435/Kirkman Rd in Orange County to SR 434 in Seminole County**
(Under Construction)
- 2) **I-4 Beyond the Ultimate Project in Polk, Osceola, Orange, Seminole and Volusia Counties**
(Design Ongoing, Right of Way Ongoing)
- 3) **Wekiva Parkway**
(Design, Right of Way, Construction Ongoing)
- 4) **SR 528 Widening from SR 524 to the Port Canaveral Interchange in Brevard County** (Design Ongoing, Right of Way funded in FY24-28)
- 5) **I-95/I-4/US 92 Ultimate Systems Interchange & I-95 Six Laning Project in Volusia County from N of SR 44 to N of US 92** (Under Construction)
- 6) **SR 40 Four Laning Concrete Pavement Project and Bridge Replacement in Marion County from End of Four Lanes to CR 314** (Design/Right of Way Ongoing, Construction in FY20)
- 7) **St Johns Heritage Parkway Interchange Projects in Brevard County**
(A) I-95 at Ellis Rd (Construction in FY18)
(B) I-95 at Micco Rd (Under Construction)
- 8) **SR A1A Road Reconstruction Permanent Repairs in Flagler County**
(Construction funded in FY19)



District 5: TWP Issues

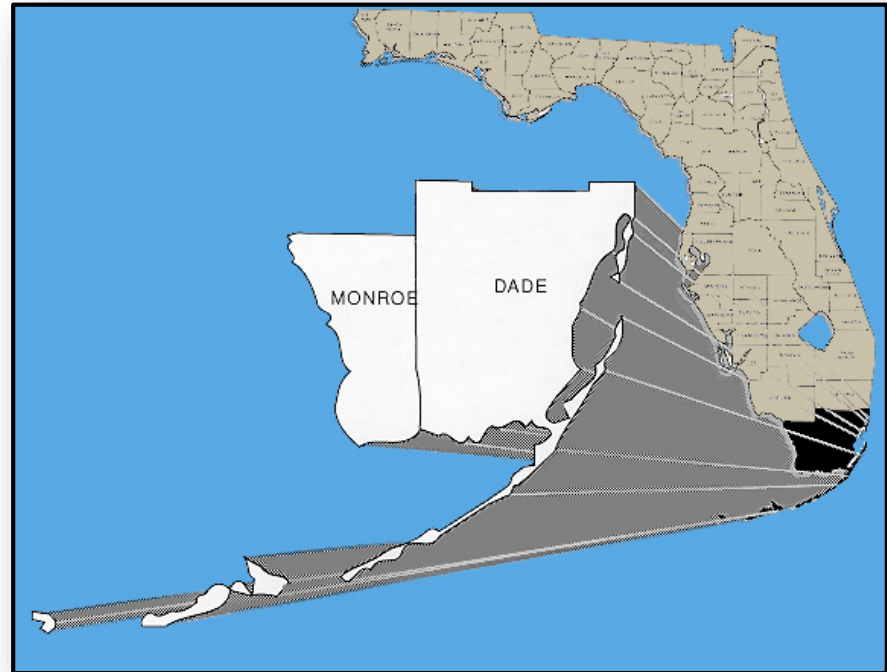
- **Highlight any Public/Private Partnerships**
- **How does this District TWP compare with prior years?**
- **Major Obstacles and Accomplishments**
- **Certificate of Conformity (Can you build it?)**
- **Questions?**



District 6 Presentation

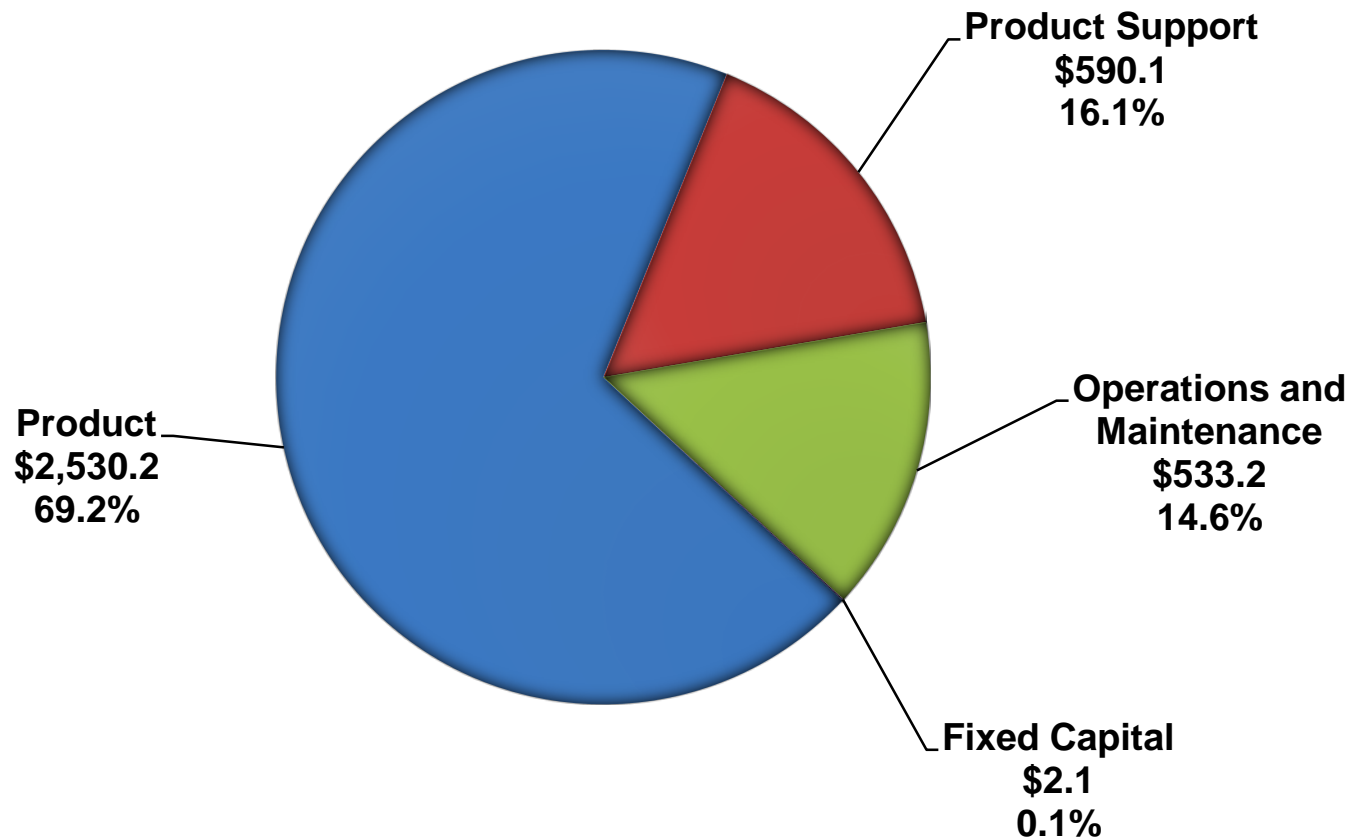


James Wolfe, P.E.



Total District 6: Work Program (\$3,655.8M)

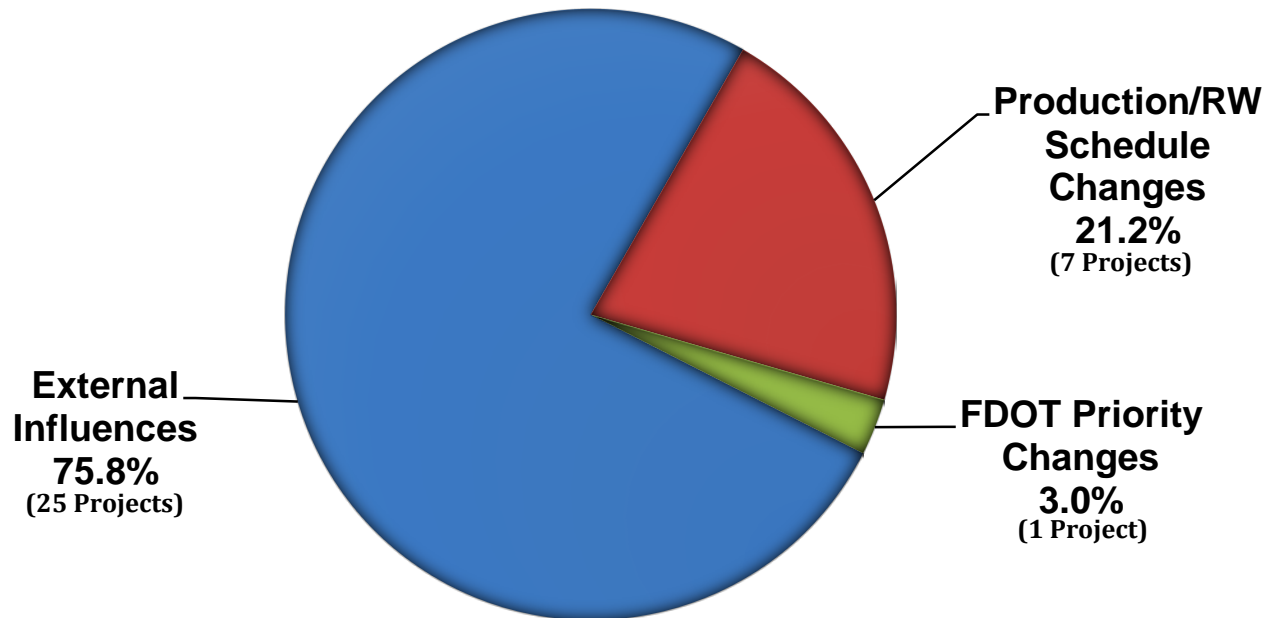
Fiscal Years 2018/19 – 2022/23



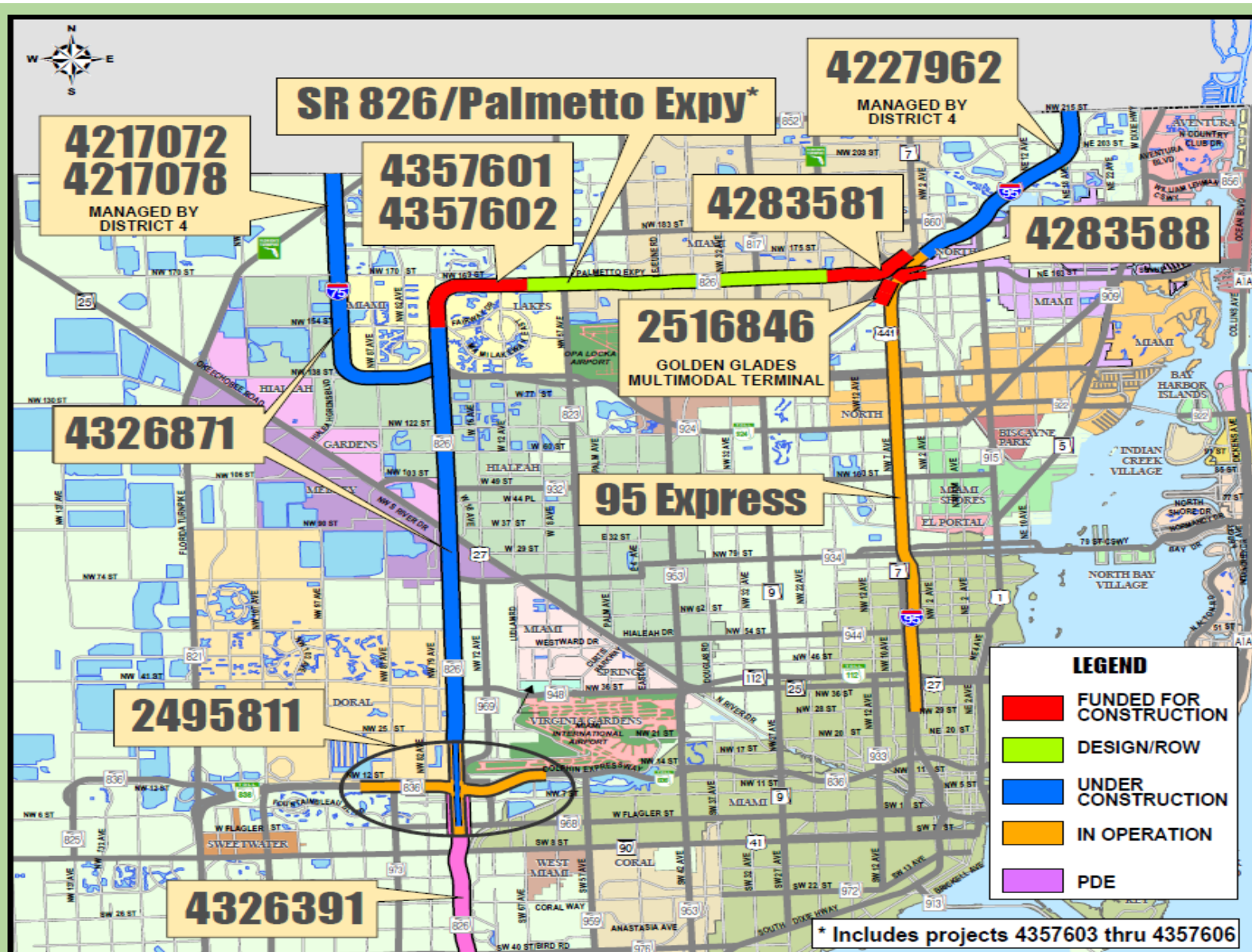
District 6: Stability (86.1%)

Fiscal Years 2018/19 – 2022/23

33 of 237 projects were Deferred, Deleted or Moved Out due to the following reasons:

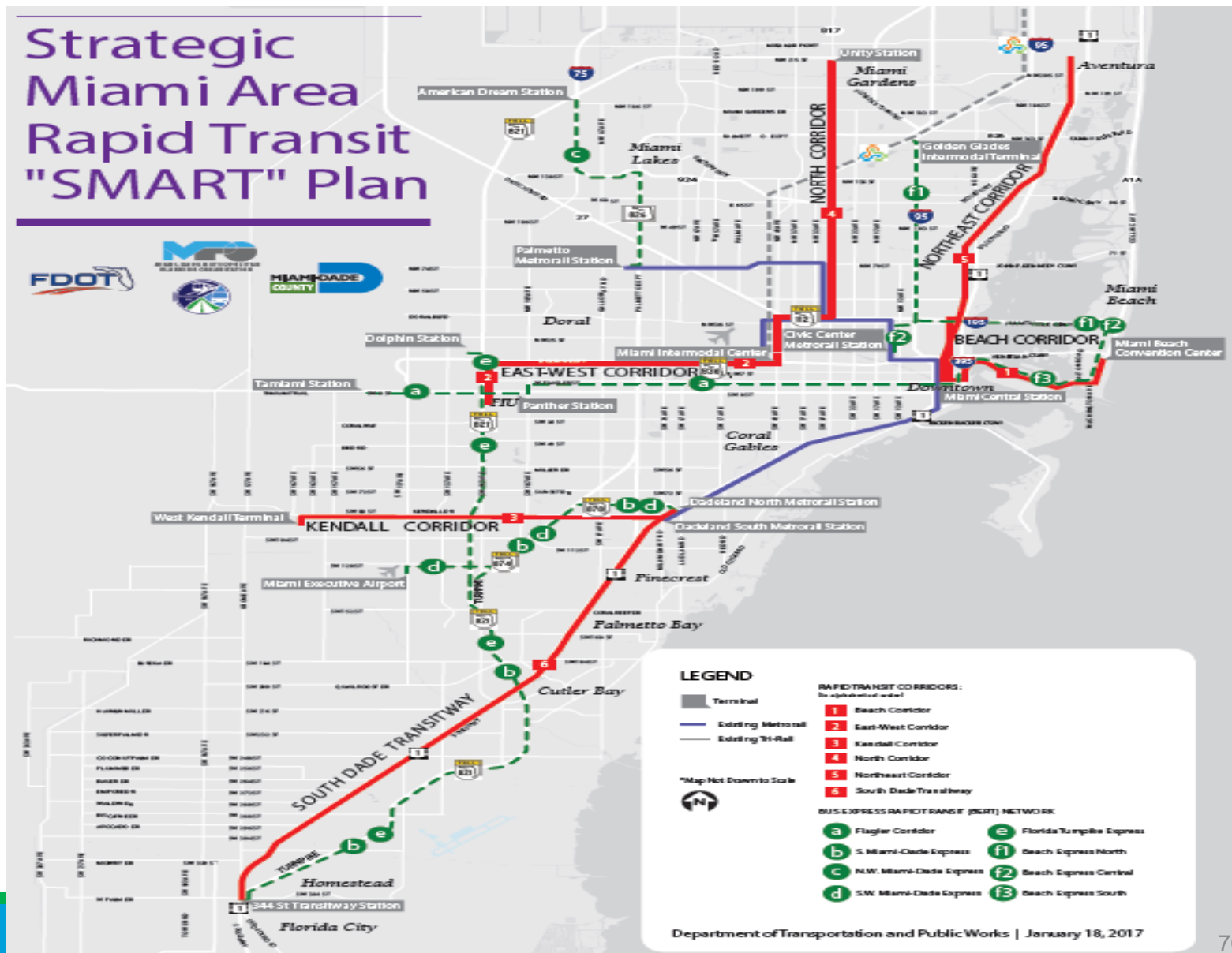


District 6: Major Projects



District 6: Major Projects

SMART Plan



District 6: Major Projects (List)

- Golden Glades Interchange (GGI) Reconstruction projects
- South Florida Regional Express Lane Network
- Palmetto Expressway Reconstruction projects
- Golden Glades Interchange Multimodal Facility
- SMART PLAN

District 6: TWP Issues

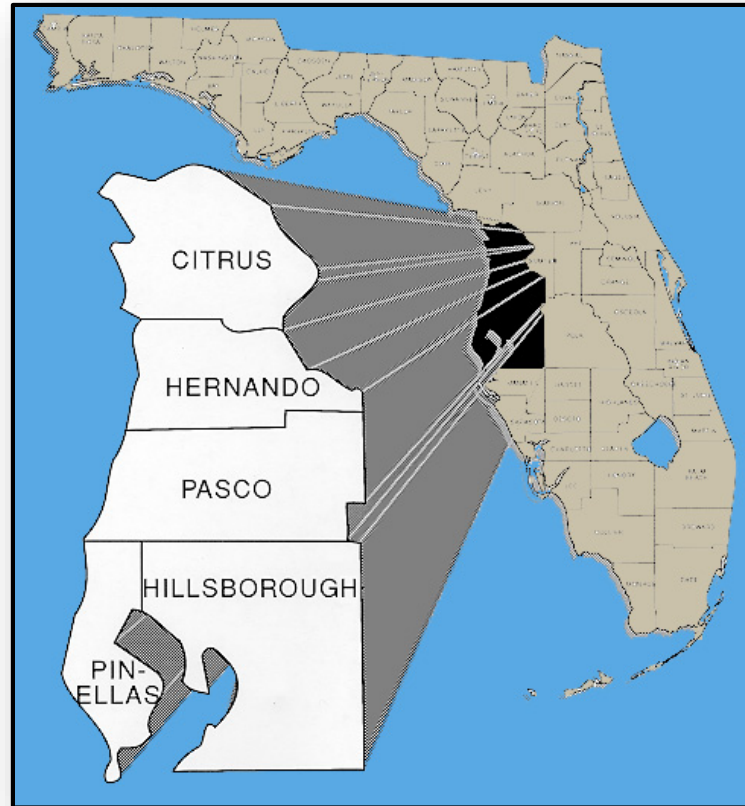
- **Highlight any Public/Private Partnerships**
- **How does this District TWP compare with prior years?**
- **Major Obstacles and Accomplishments**
- **Certificate of Conformity (Can you build it?)**
- **Questions?**



District 7 Presentation

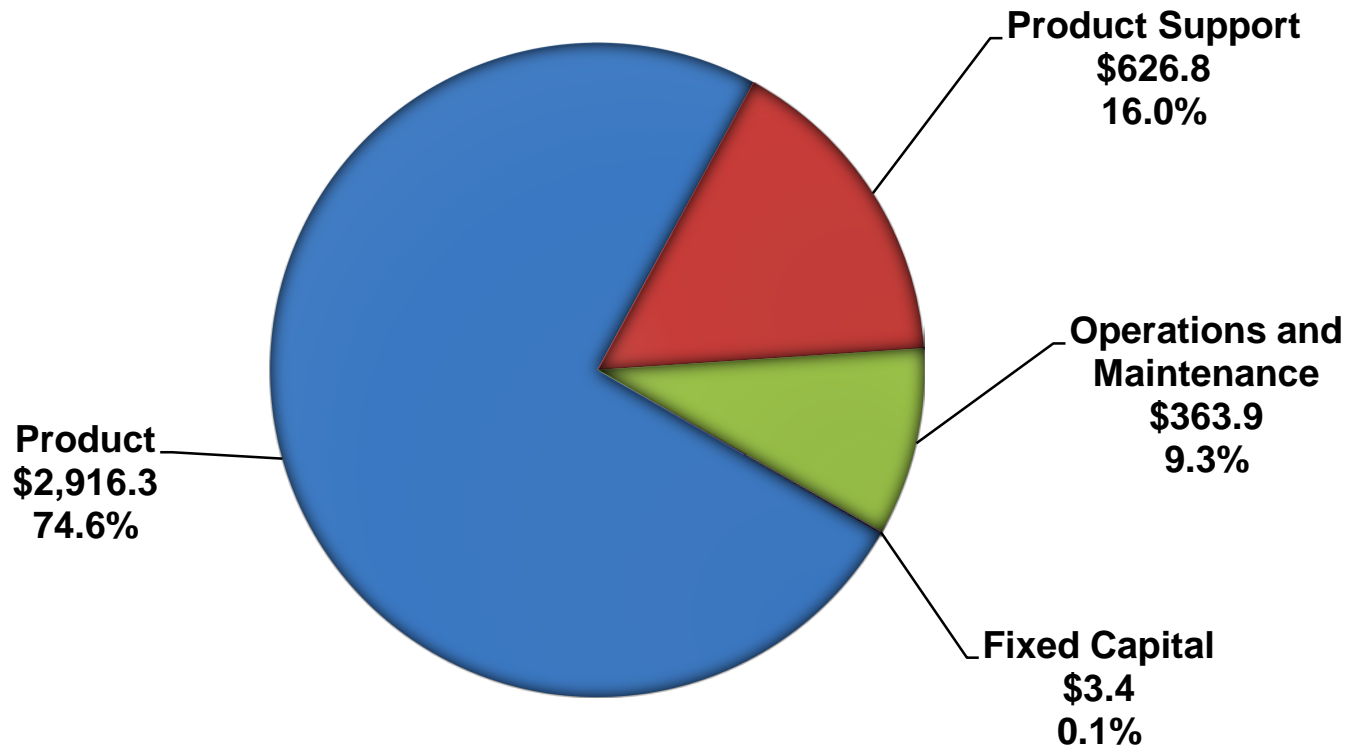


David Gwynn, P.E.



Total District 7: Work Program (\$3,910.5M)

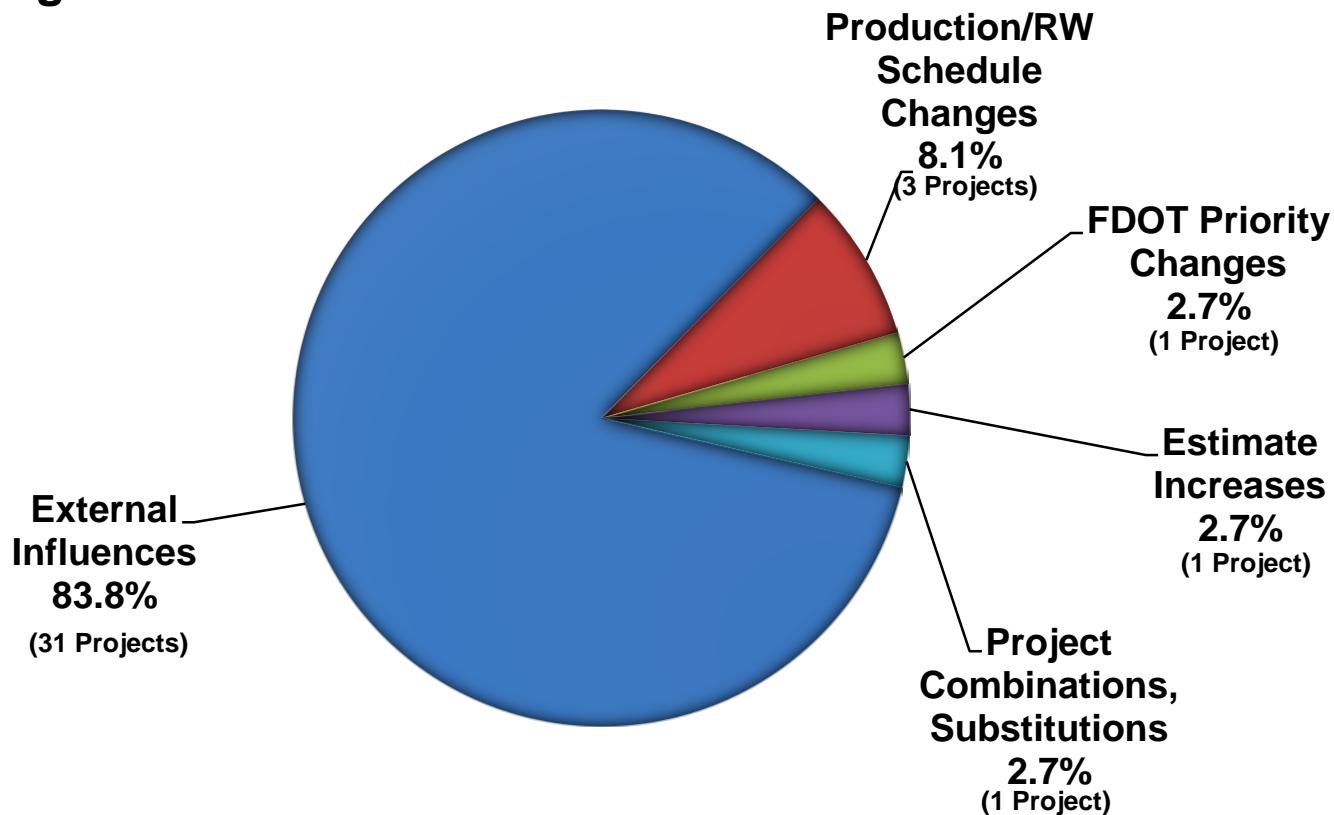
Fiscal Years 2018/19 – 2022/23



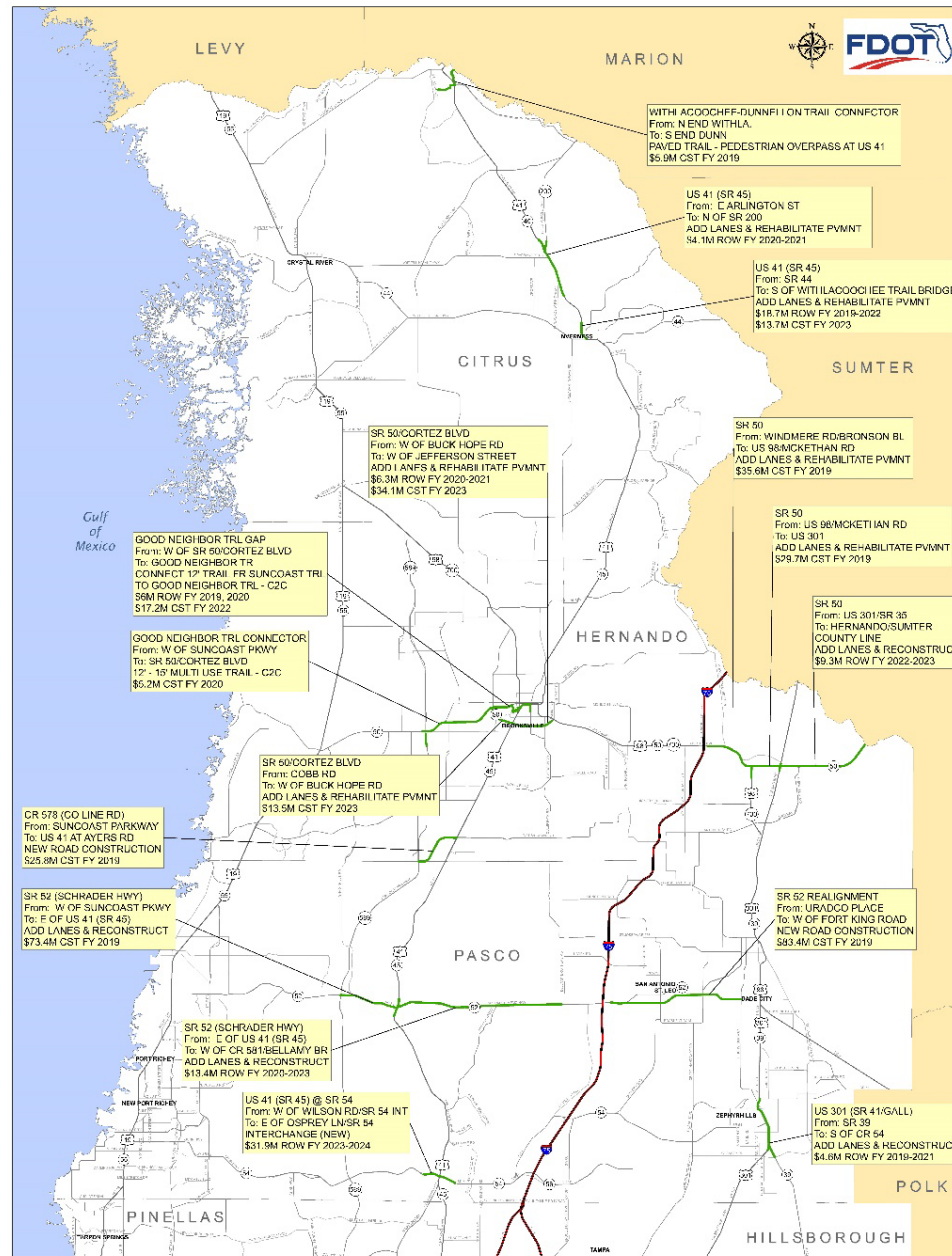
District 7: Stability (81.7%)

Fiscal Years 2018/19 – 2022/23

37 of 202 projects were Deferred, Deleted or Moved Out due to the following reasons:



District 7: Major Projects

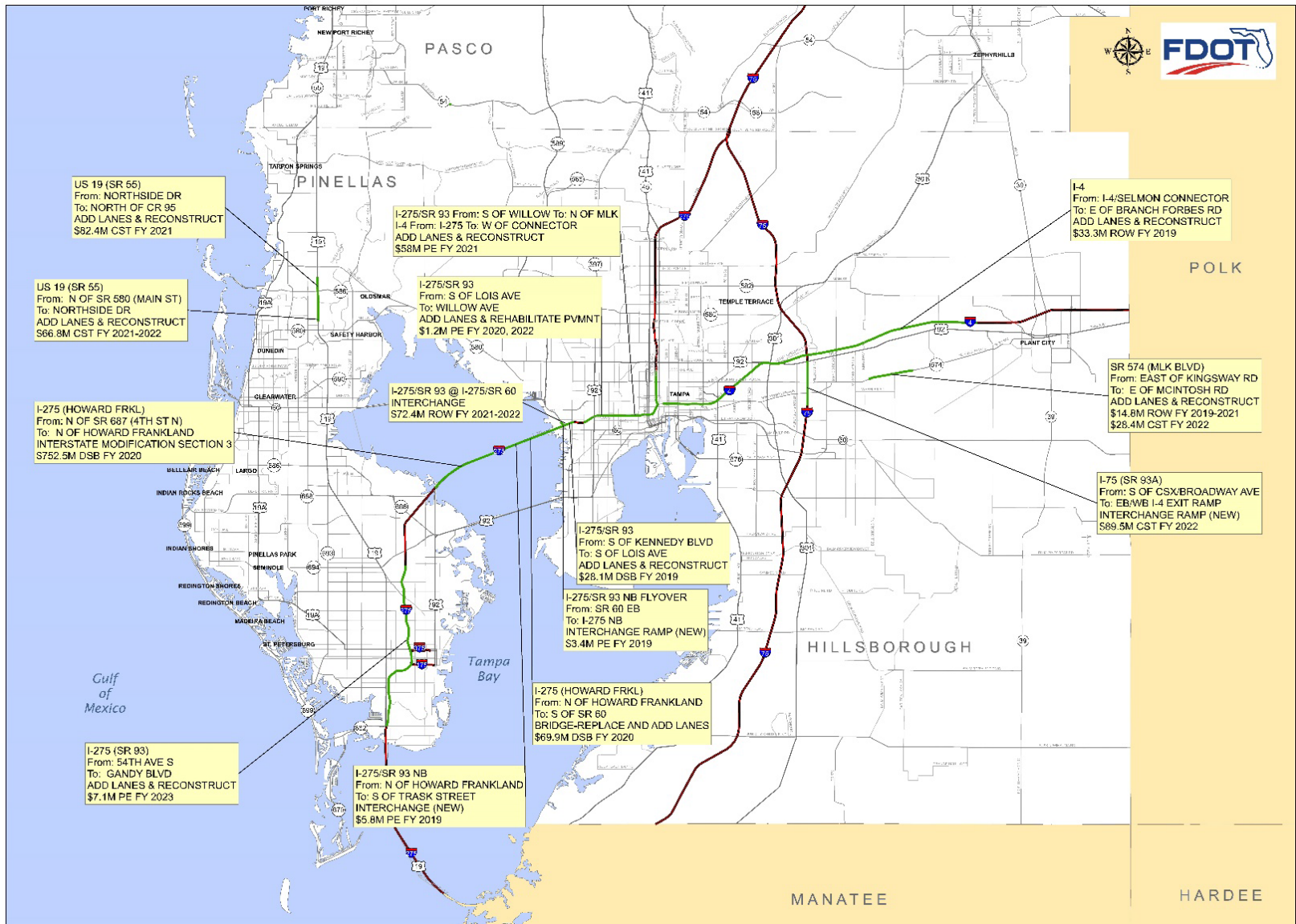


Citrus

Hernando

Pasco

District 7: Major Projects



District 7: Major Projects (List)

● **Citrus County**

- FY 2019 - 2023 257165 3 ROW & CST funded on US 41 from SR 44 to S of Withlacoochee Trail Bridge - 2 to 4 lanes
- FY 2019 437349 1 CST funded for the Withlacoochee-Dunnellon Trail Connector (Overpass at US 41)
- FY 2020 - 2021 257165 2 Advanced ROW funded on US 41 from E Arlington St to N of SR 200 - 2 to 4 lanes

● **Hernando County**

- FY 2019 416732 4 CST funded on SR 50 from Windmere Rd to US 98 - 4 to 6 lanes
- FY 2019 416732 3 CST funded on SR 50 from US 98 to US 301 - 2 to 4 lanes
- FY 2020 - 2023 416735 1 ROW & CST funded on SR50/Cortez from W of Buck Hope to W of Jefferson St - 4 to 6 lanes
- FY 2019 257298 5 CST funded on CR 578 (Co/Line Rd) from Suncoast Parkway to US 41 - New Road Construction
- FY 2023 416733 2 CST funded on SR 50/Cortez from Cobb Rd to W of Buck Hope Rd - 4 to 6 lanes
- FY 2022 - 2023 435859 6 Advanced ROW funded on SR 50 from US 301 to Hernando/Sumter County Line - 2 to 4 lanes
- FY 2019 - 2022 437264 2 ROW and CST funded for the Good Neighbor Trail Gap from W of SR 50 to the Trail
- FY 2020 435720 1 CST funded for the Good Neighbor Trail connector from W of Suncoast Pkwy to SR 50

● **Pasco County**

- FY 2019 256323 1 CST funded on SR 52 from W of Suncoast Parkway to E of US 41 - 2 to 6 lanes
- FY 2019 435142 1 CST funded on SR 52 Realignment from Uradco Pl to W of Fort King - New Road Construction
- FY 2019 - 2021 256422 2 ROW funded on US 301 from SR 39 to S of CR 54 - New One Way Pair
- FY 2020 - 2023 256334 1 ROW funded on SR 52 from E of US 41 to W of CR 581/Bellamy Brothers - 2 to 4 lanes
- FY 2023 - 2024 419182 2 ROW funded on US 41 @ SR 54 Interchange Improvement

● **Hillsborough County**

- FY 2019 - 2022 Partial ROW funding for the Tampa Bay Next projects (multiple item numbers)
- FY 2019 - 2022 PE funding for the Tampa Bay Next projects (multiple item numbers)
- FY 2019 441111 1 D/B CST funded on I-275 from S of Kennedy Blvd to S of Lois Ave - Operational Improvement
- FY 2019 - 2022 255893 4 ROW & CST funded on SR 574 (MLK Blvd) from E of Kingsway to E of McIntosh - 2 to 4 lane
- FY 2022 429251 1 CST funded on I-75 from S of CSX/Broadway Ave to EB/WB I-4 Exit ramp - Interchange Imp/DDI

● **In both Hillsborough and Pinellas Counties**

- FY 2020 422904 2/4 D/B CST funded for the replacement of the Howard Frankland Bridge (includes exp lanes - TBNext)

● **Pinellas County**

- FY 2021 256774 2 CST funded on US 19 from N of SR 580 to Northside Dr - reconstruct US 19 with frontage roads
- FY 2021 256774 3 CST funded on US 19 from Northside Dr to N of CR 95 - reconstruct US 19 with frontage roads
- FY 2023 424501 5 PE funded on I-275 from 54th Ave S to Gandy Blvd - 4 to 6 lanes

District 7: TWP Issues

- **Highlight any Public/Private Partnerships**
- **How does this District TWP compare with prior years?**
- **Major Obstacles and Accomplishments**
- **Certificate of Conformity (Can you build it?)**
- **Questions?**



Turnpike Enterprise Presentation

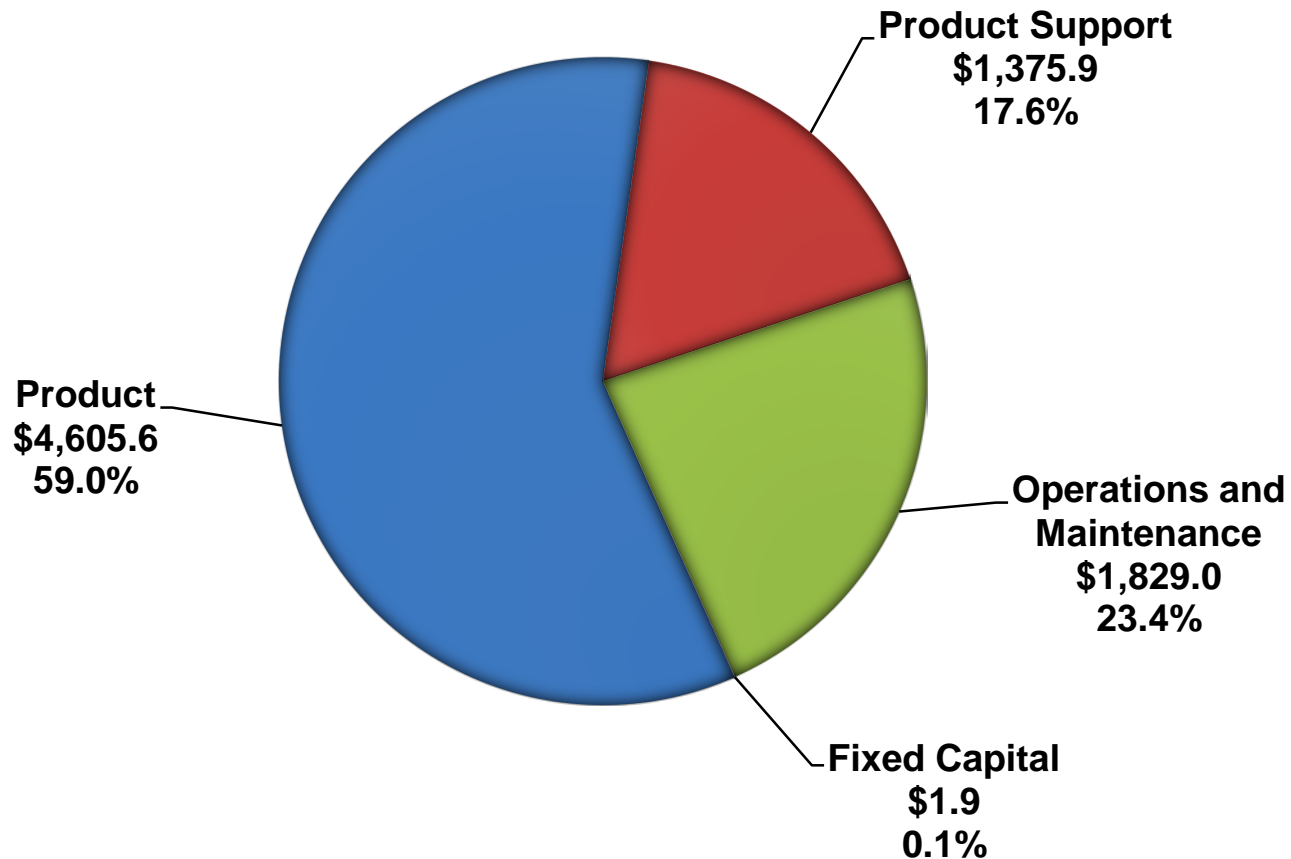


**Diane Gutierrez-
Scaccetti**



Turnpike: Work Program (\$7,812.5M)

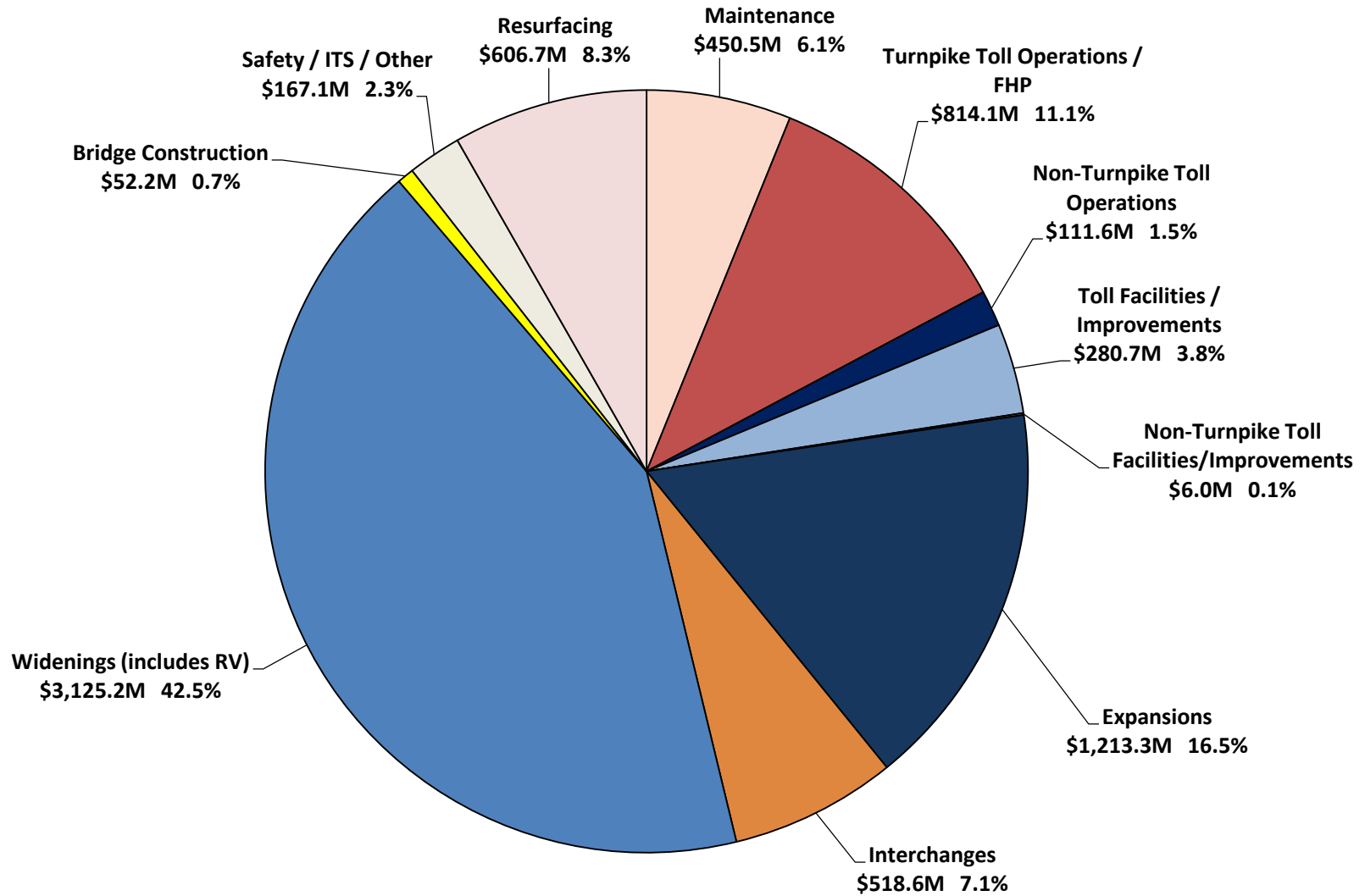
Fiscal Years 2018/19 – 2022/23



Turnpike Enterprise Tentative Work Program , 2018/19 through 2022/23

Total Five Year Work Program = \$7,346.0 Million

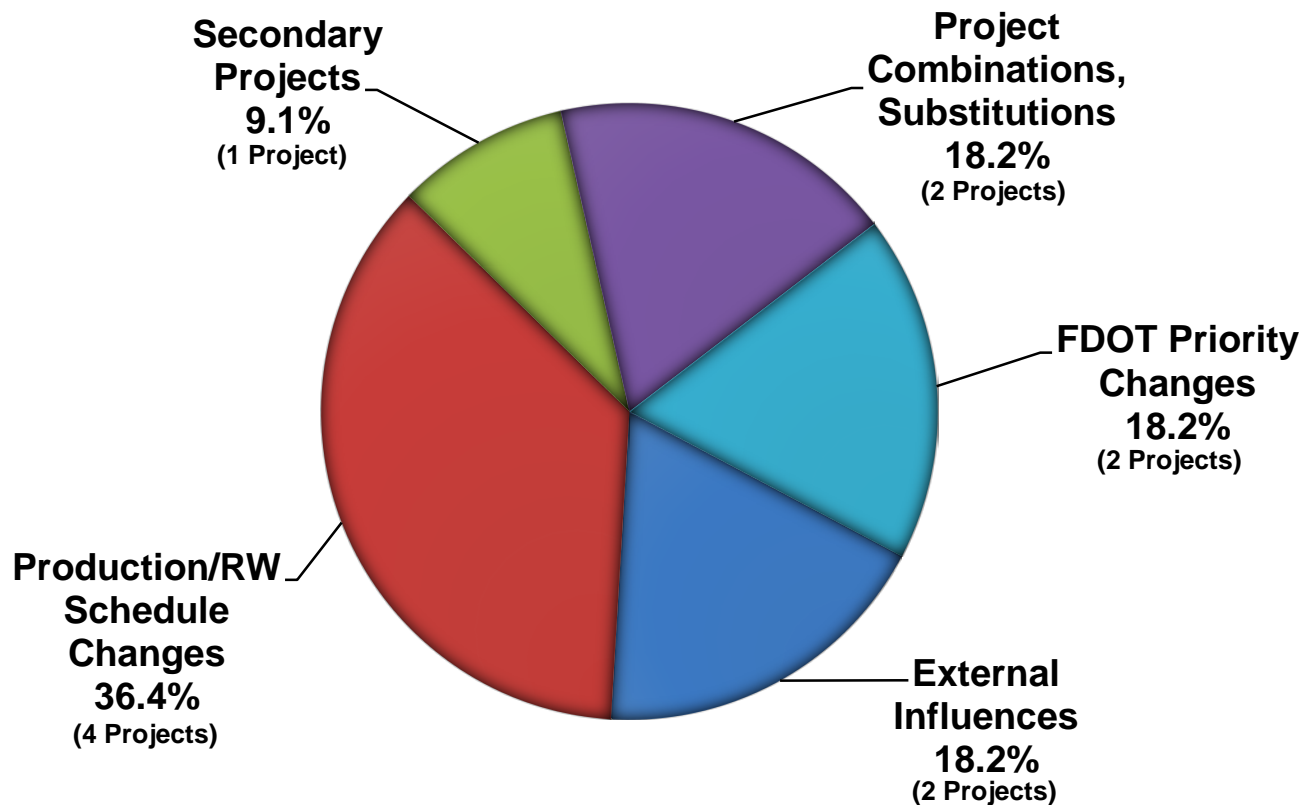
as of 12/07/17



Turnpike: Stability (82.8%)

Fiscal Years 2018/19 – 2022/23

11 of 64 projects were Deferred, Deleted or Moved Out due to the following reasons:



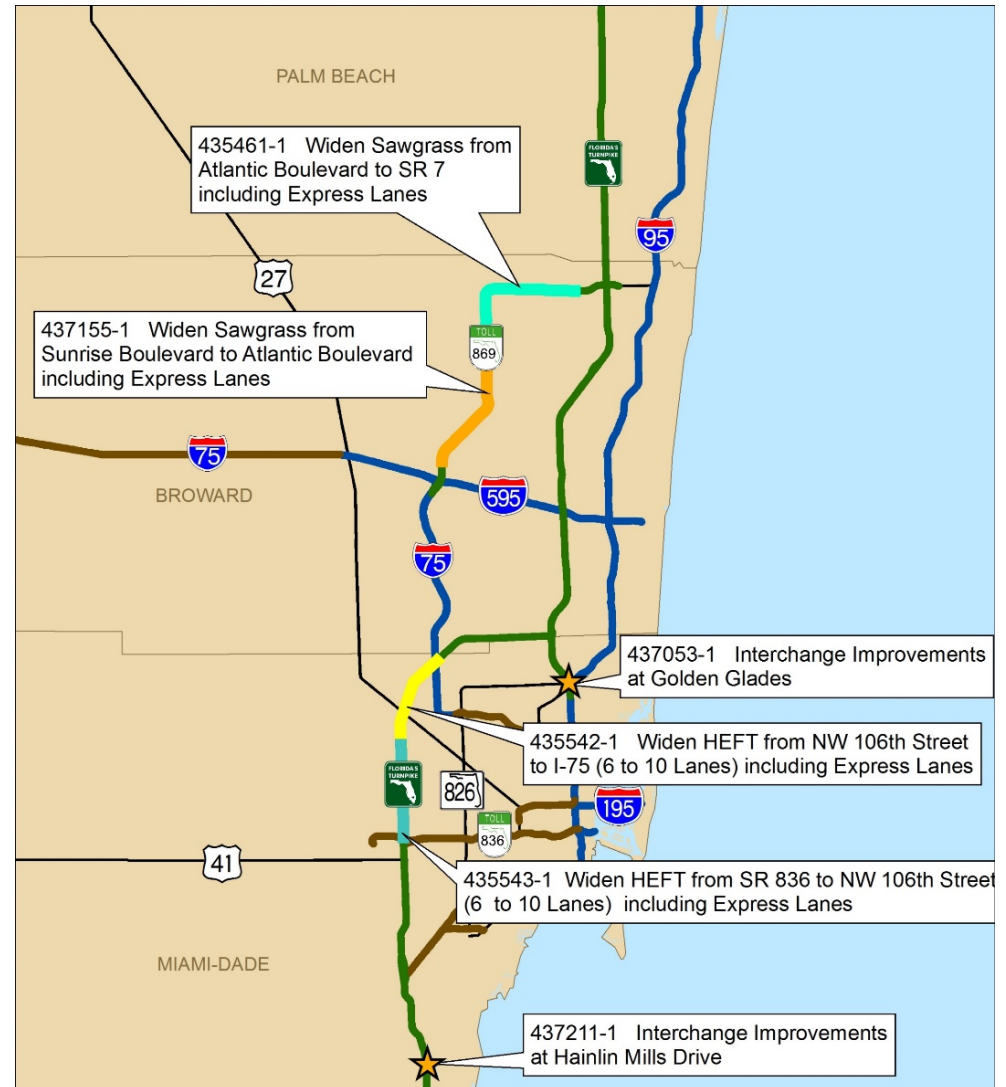
South Florida – Miami-Dade and Broward

- SR 836 to I-75 (12 Miles) FY 2019

- Atlantic to SR 7 (10 Miles) FY 2021

- Sunrise Boulevard to Atlantic (8 Miles)
FY 2023

- SR 821 (HEFT) at Hainlin Mill Drive FY 2020
- SR 91 (Turnpike Mainline) at Golden Glades FY 2021



Turnpike Enterprise: Major Projects

South Florida – Palm Beach

Mainline Widening with Express Lanes

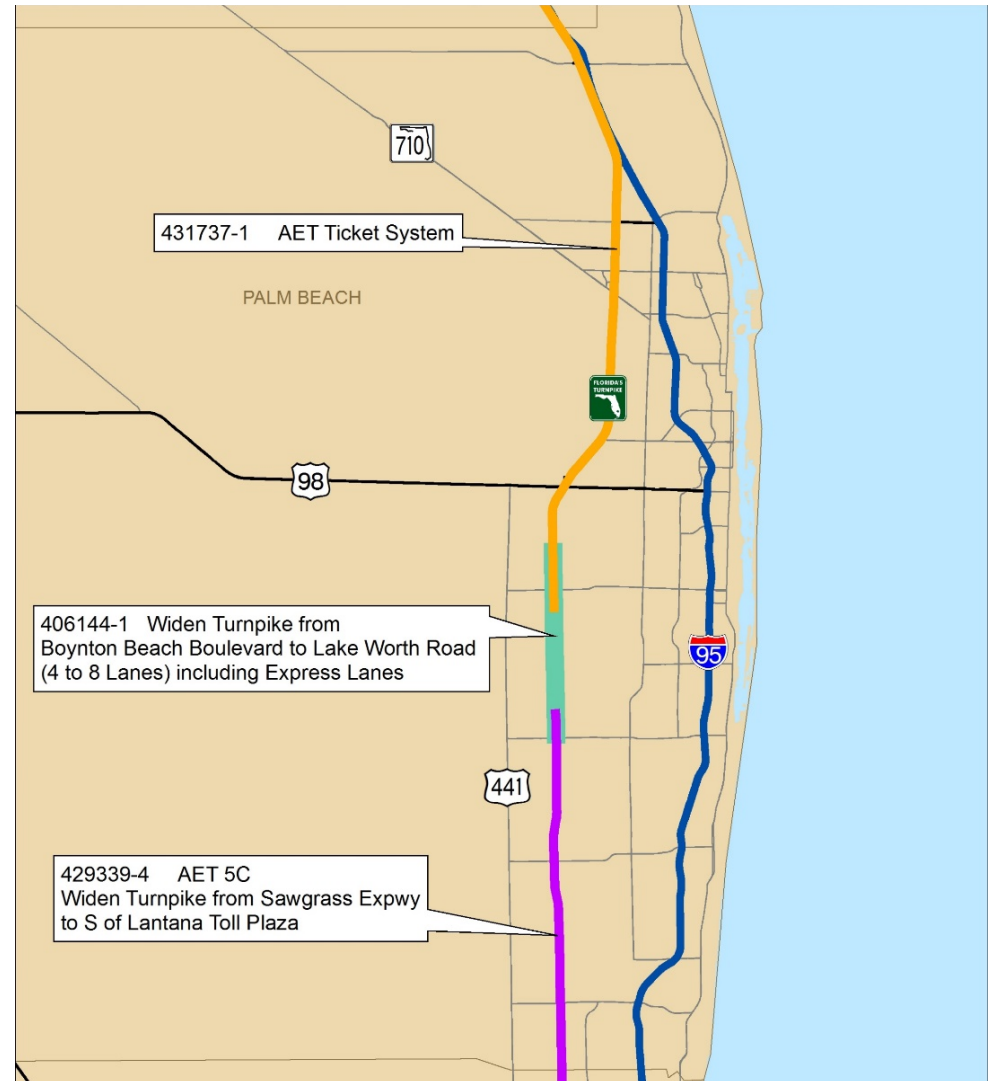
- Boynton Beach Boulevard to Lake Worth Road (7.5 Miles) FY 2019

All Electronic Tolling – Ticket System

- Lantana Toll Plaza to Three Lakes Toll Plaza – Palm Beach County to Osceola County FY 2019

All Electronic Tolling – Southern Coin Region

- Sawgrass Expressway to Lantana Toll Plaza FY 2019



Turnpike Enterprise: Major Projects

Central Florida – Orange and Osceola

Mainline Widening with Express Lanes

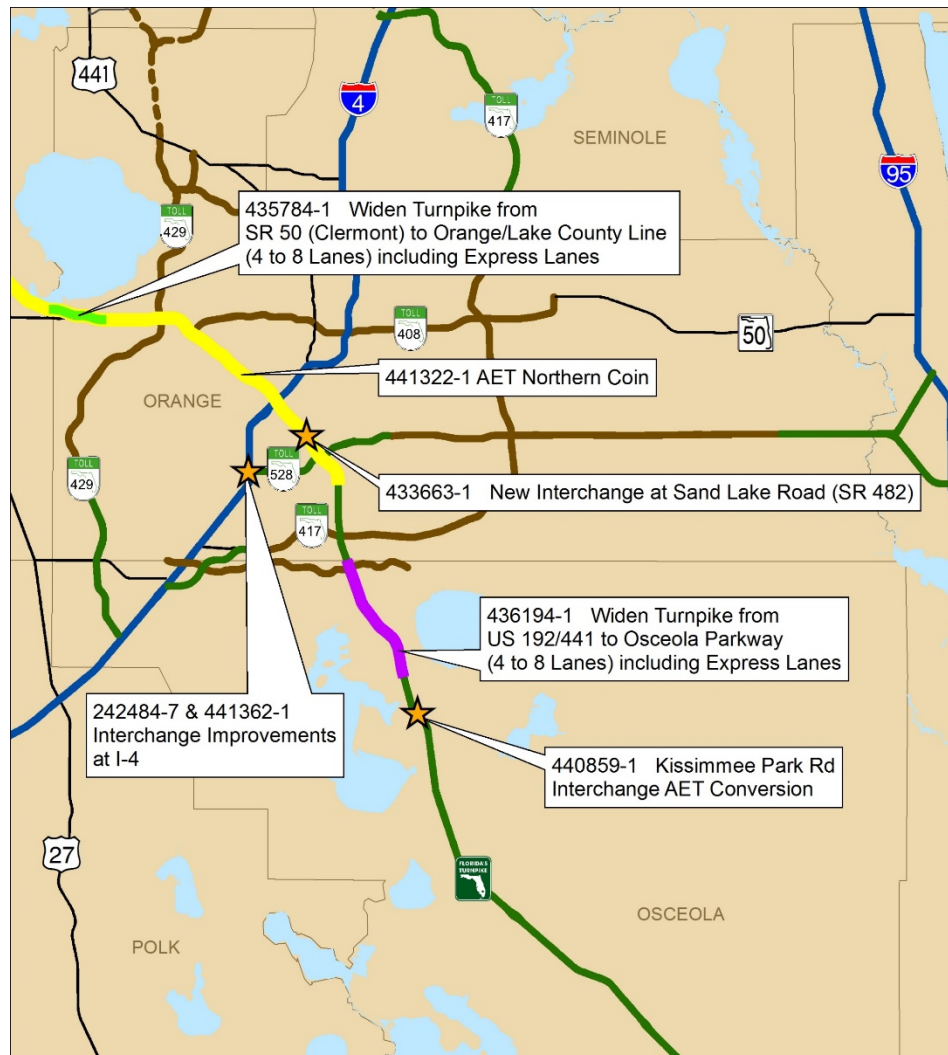
- US 192/441 to Osceola Parkway (7 Miles) FY 2022
 - SR 50/Clermont to Orange/Lake County Line (1 Mile) FY 2021*
- * Continues as project in Lake County to Minneola

Interchange Improvements

- New Interchange at Sand Lake Road (MP 257) FY 2022
- Beachline West at I-4 Express Lanes FY 2020
- Kissimmee Park Road FY 2022

All Electronic Tolling – Northern Coin Region

- Three Lakes Plaza to I-75 FY 2019



Turnpike Enterprise: Major Projects

Central Florida – Lake and Polk

Mainline Widening with Express Lanes

- Orange/Lake County Line to US 27 (15 Miles) FY 2021 and 2023*

* Continuation of project in Orange County

Polk Parkway Widening

- Old Dixie Highway to South of Pace Road (4 Miles) FY 2020

All Electronic Tolling – Polk Parkway

- MP 0 to MP 18 FY 2020



Turnpike Enterprise: Major Projects

North Florida – Clay

First Coast Expressway – Phase One Extension

- Blanding Boulevard to US 17 FY 2019



422938-5 & 422938-6
First Coast Expressway
Blanding Blvd to US 17



Turnpike Enterprise: Major Projects

PD&E

FY 2019

- Widen Turnpike Spur & HEFT (Golden Glades to HEFT) (NW57th Avenue to Mainline)
- Central Polk Parkway – Polk Parkway to SR 60
- Widen Turnpike Mainline Kissimmee Park Road to US 192
- Widen Turnpike Mainline from I-595 to Atlantic Boulevard

FY 2020

- HEFT/Turnpike Spur Interchange Modification
- Widen Turnpike Mainline Osceola Parkway to SR 50

FY 2021

- Widen Turnpike Mainline Ft. Pierce to Yeehaw Junction

FY 2022

- Widen Turnpike Mainline Yeehaw Junction to US 192
- Colonial Parkway SR 520 to SR 528



Turnpike Enterprise: TWP Issues

- **Highlight any Public/Private Partnerships**
- **How does this Turnpike Enterprise TWP compare with prior years?**
- **Major Obstacles and Accomplishments**
- **Certificate of Conformity (Can you build it?)**
- **Questions?**



Rail Enterprise Presentation



Gerard O'Rourke



Rail Enterprise: Work Program (\$967.4M)

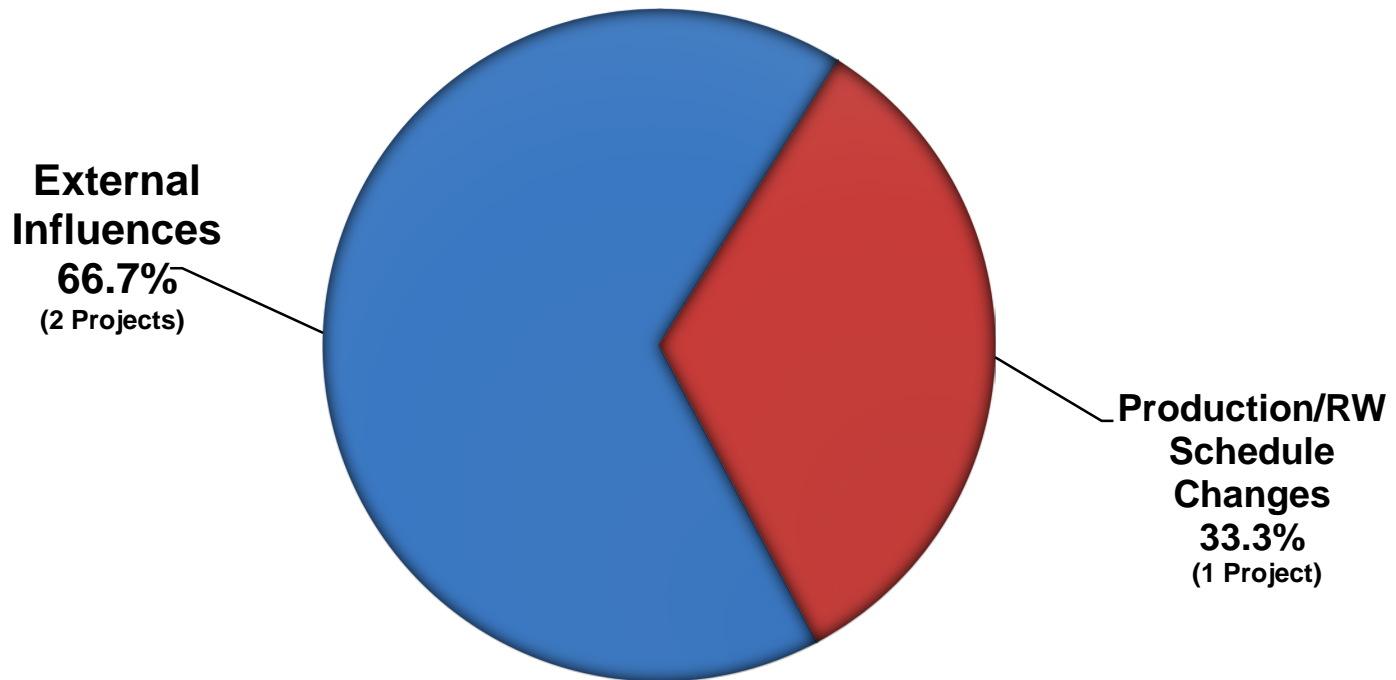
Fiscal Years 2018/19 – 2022/23



Rail Enterprise: Stability (57.1%)

Fiscal Years 2018/19 – 2022/23

3 of 7 projects were Deferred, Deleted or Moved Out due to the following reasons:



Major Projects: Passenger Rail

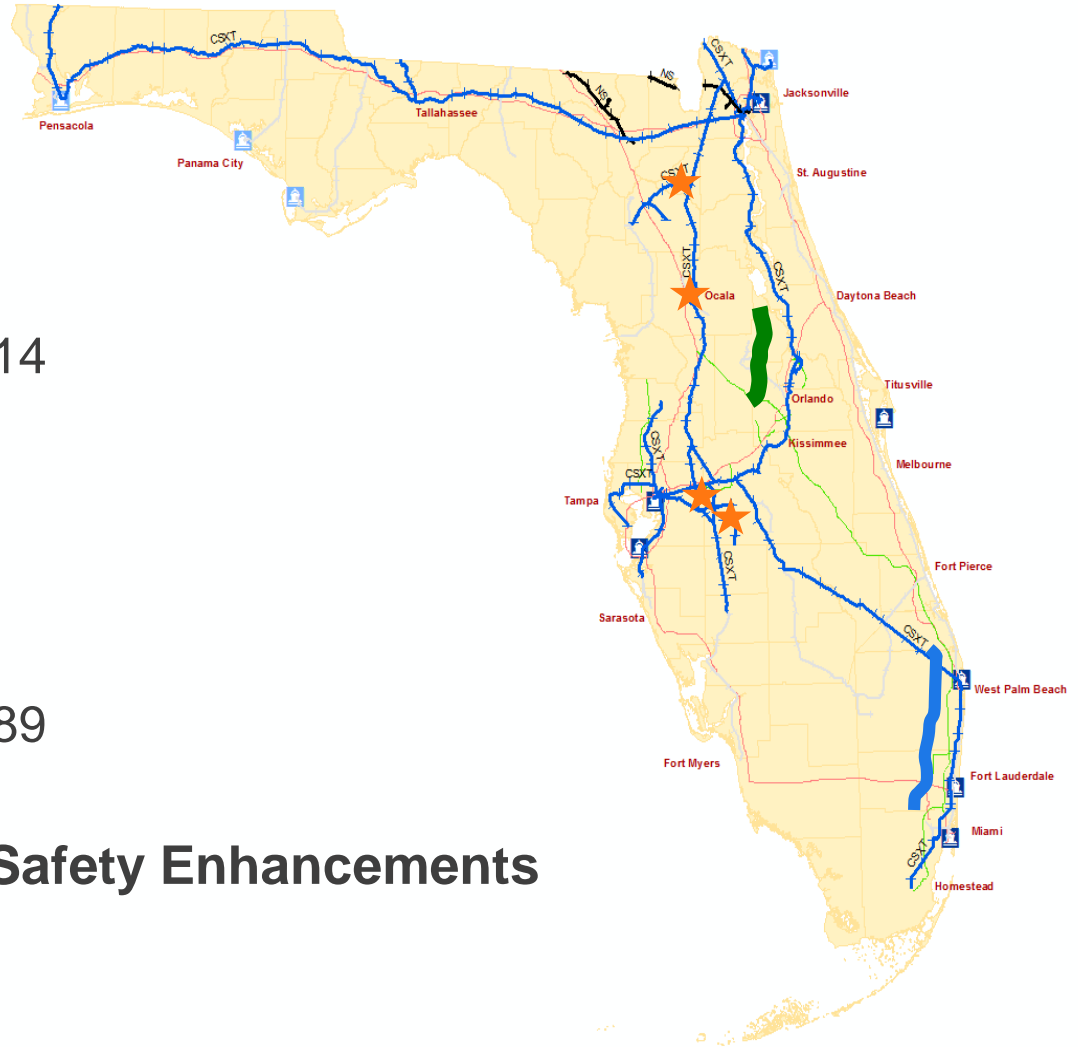
SunRail

- Intraregional commuter rail
- Began service in 2014

Tri-Rail

- Intraregional commuter rail
- Began service in 1989

Grade Separations/Safety Enhancements



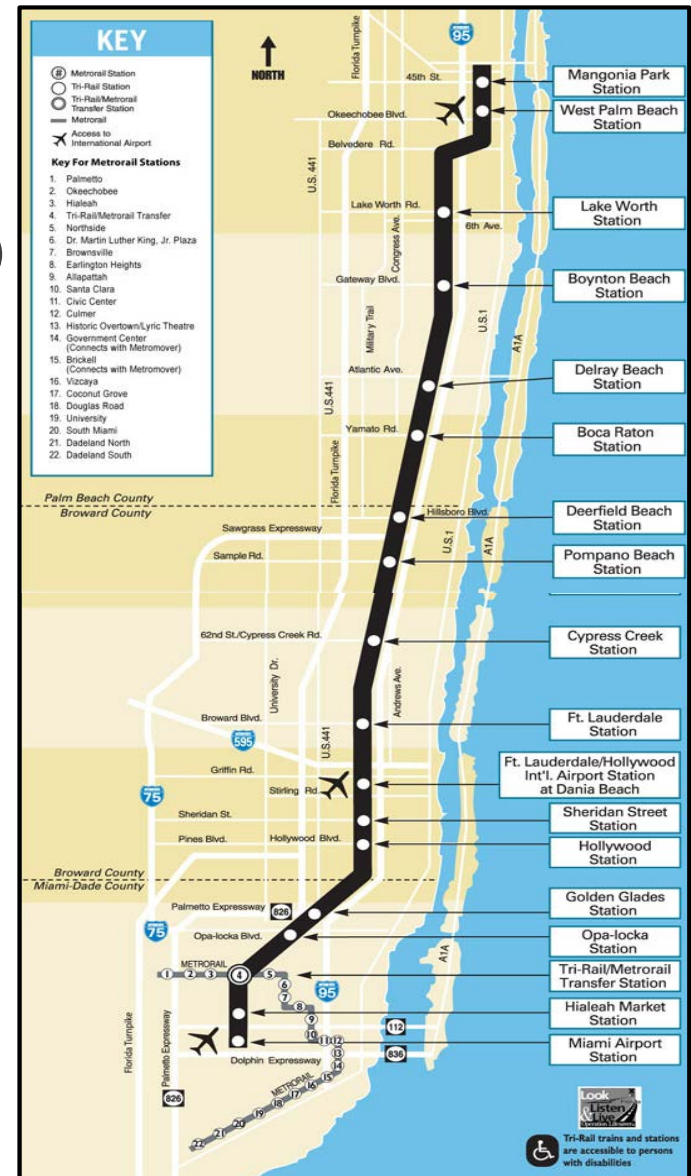
SunRail Operations

- SunRail initiated by the Central Florida region as their #1 transportation priority
- 2014, Phase I – DeBary to Sand Lake Road
- 2018, Phase II South – Sand Lake Road to Poinciana
- State purchased 61.6-mile corridor from CSXT in November 2011
- State control of maintenance and dispatch for the Central Florida track
- CSXT to invest corridor purchase funding and additional funds for freight capacity projects in Florida to total \$500M



Tri-Rail Operations

- Weekday Operations:
 - 50 trains per day
 - 20 minute headways (AM & PM peak)
 - Hourly headways (off peak)
- Weekend Operations:
 - 30 trains a day, 1-hour headways
- Over 14,000 average weekday ridership
- SFRTA has assumed control of dispatch and maintenance on the 81-mile long South Florida Rail Corridor



Grade Separations / Safety Enhancements

- Recker Highway Grade Separation in Polk County
- SR-100 in Starke
- NE 25th Avenue Grade Separation in Ocala



Recker Highway



NE 25th Avenue

Rail Enterprise: TWP Issues

- **Highlight any Public/Private Partnerships**
- **How does this Rail Enterprise TWP compare with last year's?**
- **Major Obstacles and Accomplishments**
- **Certificate of Conformity (Can you build it?)**
- **Questions?**



Public Comments

The law requires the Commission to hold a statewide public hearing on the tentative work program...at which time it shall hear all questions, suggestions or comments offered by the public.

