



# FLORIDA TRANSPORTATION COMMISSION

---

## FY 2019 TRANSPORTATION AUTHORITY MONITORING AND OVERSIGHT REPORT

---

*February 4, 2021*

Meeting is being recorded

# **WELCOME & CALL TO ORDER**

---

## **CHAIRMAN RON HOWSE**

Meeting is being recorded



**FLORIDA  
TRANSPORTATION  
COMMISSION**

# **FDOT AGENCY UPDATE**

---

## **SECRETARY KEVIN J. THIBAULT, P.E.**

Meeting is being recorded



**FLORIDA  
TRANSPORTATION  
COMMISSION**



# FLORIDA TRANSPORTATION COMMISSION

FY 2019

## TRANSIT AUTHORITY MONITORING AND OVERSIGHT REPORT

---

EXECUTIVE DIRECTOR RALPH YODER

# Commission's Charge

- The 2007 Legislature amended Section 20.23, F.S., expanding the Commission's oversight role
- Monitor the efficiency, productivity, and management of the authorities created under Chapters 343 and 348
- The 2009 Legislature further expanded the Commission's role to include the Jacksonville Transportation Authority created under Chapter 349



# Authorities Monitored

- Transit Authorities

- Central Florida Regional Transportation Authority (CFRTA / LYNX)
- Jacksonville Transportation Authority (JTA)
- South Florida Regional Transportation Authority (SFRTA / Tri-Rail)
- Tampa Bay Area Regional Transit Authority (TBARTA)

- Toll Authorities

- Florida's Turnpike System (Turnpike)
- Central Florida Expressway Authority (CFX)
- Miami-Dade Expressway Authority (MDX)
- Tampa-Hillsborough County Expressway Authority (THEA)
- Mid-Bay Bridge Authority (MBBA)



# FLORIDA TRANSPORTATION COMMISSION

## TRANSIT AUTHORITIES FY 19 Performance Measures Review

Meeting is being recorded



FLORIDA  
TRANSPORTATION  
COMMISSION

# CENTRAL FLORIDA REGIONAL TRANSPORTATION AUTHORITY - LYNX



## ✓ MET 4 OF 12 PERFORMANCE MEASURES OBJECTIVES (Measures met):

- Revenue Miles between Safety Incidents
- Customer Service – avg time from complaint to response
- Customer Service – Complaints divided by boardings
- On-time Performance

## ✓ FY 19 ridership – down 4.3%





Jim Harrison  
Executive Director

# JACKSONVILLE TRANSPORTATION AUTHORITY



BUS

## ✓ MET 4 OF 12 PERFORMANCE MEASURES

(Measures met):

- Revenue miles between failures
- Revenue miles versus vehicle miles
- Customer Service – avg time from complaint to response
- On-time Performance

# JACKSONVILLE TRANSPORTATION AUTHORITY



SKYWAY

## ✓ MET 5 OF 11 APPLICABLE PERFORMANCE MEASURES

(Measures met):

- Revenue miles between safety incidents
- Revenue miles versus vehicle miles
- Customer Service – avg time from complaint to response
- Customer Service – Complaints divided by boardings
- On-time Performance

# JACKSONVILLE TRANSPORTATION AUTHORITY



## HIGHWAYS

✓ MET ALL APPLICABLE PERFORMANCE MEASURES FOR HIGHWAYS

✓ OTHER

➤ JTAMobilityWorks Program

➤ \$174.7 million work program

➤ 13 roadway projects

➤ 14 mobility corridors

➤ Recent completion of the Jacksonville Regional Transportation Center

# JACKSONVILLE TRANSPORTATION AUTHORITY



Nat Ford

CEO/Executive Director



***Florida Transportation Commission Update  
Nathaniel P. Ford Sr.  
CEO - Jacksonville Transportation Authority***







# Ridership Impacts of COVID-19

Fare Box Receipts (\$M)			Fare Box Recovery Ratio			Annual Ridership (millions)		
	Bus	Total	Bus	Total		Bus	Total	
<b>FY17-19 Avg.</b>	\$10.3	\$12.7	13%	12.2%		10.4	12.1	
<b>FY20</b>	\$8.0	\$10.4	9.3%	9%		6.9	8.0	
<b>Change</b>	(\$2.3)	(\$2.3)	-3.7%	-3.3%		(3.5)	(4.1)	
	-22%	-18%	-28%	-27%		-34%	-34%	





# COVID-19 Initiatives





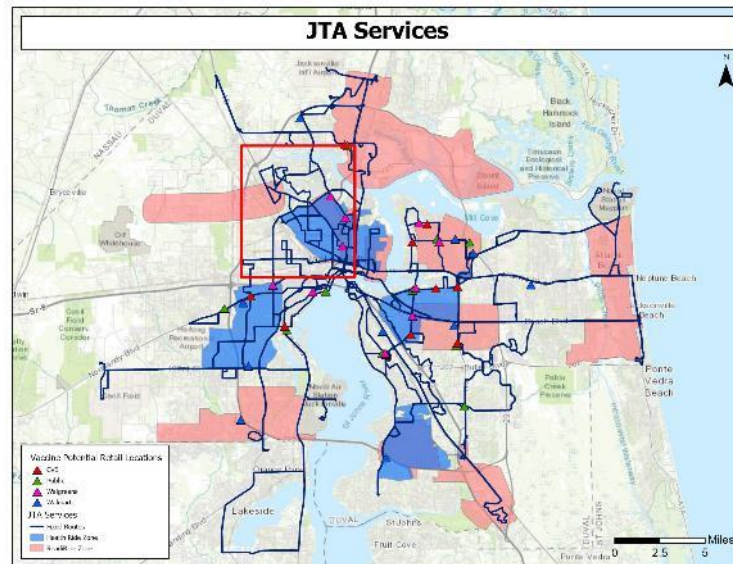
# Mobility Optimized Through Vision & Excellence

- COVID-19 is a disruption... *how do we accelerate innovation in 2021?*
- Economic Recovery... *how can our agencies encourage economic recovery in our communities through our services?*
- COVID-19 Vaccine Distribution... *how does a vaccine get delivered and how does public transportation assist?*
  - The JTA established a Vaccine Distribution Task Force in 2020
  - Actively working with COJ, State of Florida and Healthcare partners





# Vaccine Distribution Task Force



## COVID-19 doses administered in Florida

**Doses administered** 96,293

Total number of doses of the COVID-19 vaccine that have been administered in Florida.

## Persons vaccinated for COVID-19 in Florida

**Total people vaccinated** 80,541

First dose 64,789

Series completed 15,752

**First dose:** received their first dose of the COVID-19 vaccine.

**Series complete:** received all recommended doses of the COVID-19 vaccine to be considered fully immunized.

- Identifying access issues for seniors, minorities, and those most at-risk
- Working with COJ, FDOT and healthcare providers on transportation needs as arise



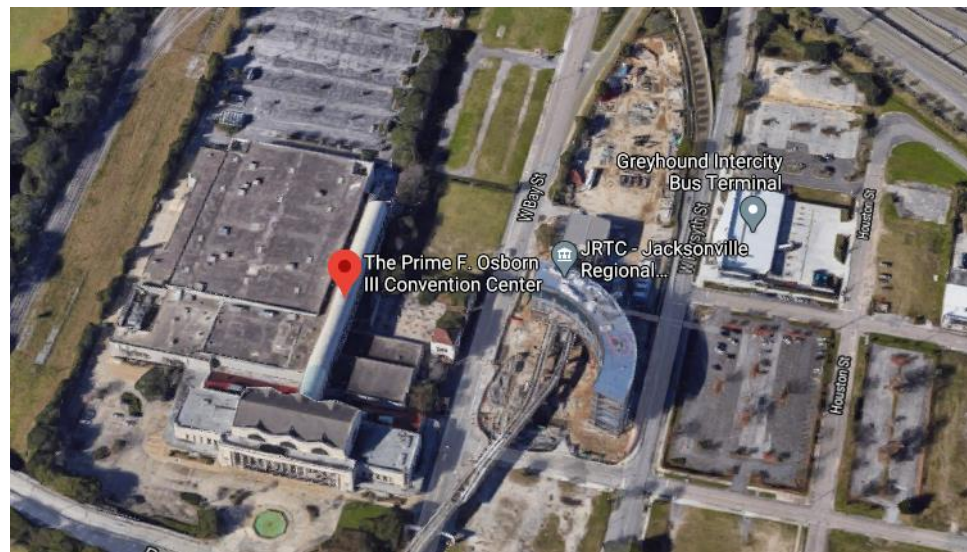


# Vaccine Distribution Task Force

## JTA to increase transportation, access to vaccines



*Dedicated bus stop installed at the Regency Vaccination Site, with service from First Coast Flyer Red Line, five bus routes and expanded Arlington ReditRide Zone. Seniors 65+ ride free.*




*Prime Osborn Convention Center, located directly across from the JRTC at LaVilla, providing access through most JTA bus routes, First Coast Flyer and Skyway services.*







# Integrating New Services at the JRTC





# First Coast Flyer Orange Line

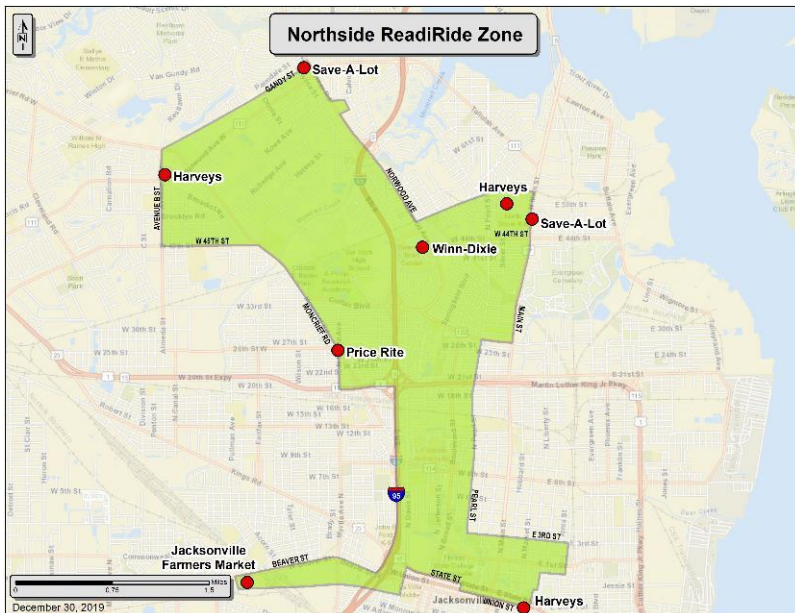


- Virtual Groundbreaking held in October 2020
- 13-mile route connecting the JRTC at LaVilla to Orange Park
- Southwest leg completes the initial 57-mile BRT initiative
- Opens September 2021
- Dedicated bus lanes, intersection priority, CNG fleet





# Door-to-Store through ReadiRide



Launched Pilot Program with the City of Jacksonville in 2020 to provide complimentary service to 7 area grocery stores in the Northside ReadiRide Zone.





# St. Johns River Ferry – Upgrades Continue




- JTA assumed operations in 2016
- Moves between 400,000 - 460,000 passengers annually
- Phase IV upgrades began January 6<sup>th</sup>, 2021.
- Conducting haul-out of the vessel
- ADA improvements, new public restrooms, facility upgrades and passenger amenities





# AV Test & Learn Program



Olli 2.0



EV Star



Current fleet of AVs in our Test & Learn Program

- Test & Learn Partnership with Florida State College at Jacksonville to use CDL Test Track, to develop workforce training and educational opportunities for students
- Autonomous Vehicle testing continues at the JTA's Armsdale Park-n-Ride facility
- Since 2017, the JTA has worked with seven vehicle prototypes





JACKSONVILLE TRANSPORTATION AUTHORITY



# Thank You



# JACKSONVILLE TRANSPORTATION AUTHORITY



Nat Ford

CEO/Executive Director

# SOUTH FLORIDA REGIONAL TRANSPORTATION AUTHORITY - TRI-RAIL



## ✓ MET 6 OF 11 PERFORMANCE MEASURES

(Measures met):

- Major Incidents – ZERO
- Revenue miles between failures
- Revenue miles versus vehicle miles
- Customer Service – avg time from complaint to response
- Customer Service – Complaints divided by boardings
- On-time Performance

# SOUTH FLORIDA REGIONAL TRANSPORTATION AUTHORITY - TRI-RAIL



## ✓ OTHER

- SFRTA achieved the highest on-time performance (OTP) in its 29-year history of operations in July 2018, when a record of 96.59 percent of all trains arrived at their final destination within 5 minutes of their scheduled time.
- The agency topped this record during its 30-year anniversary, 1-year later in July 2019 with 96.64 percent OTP



# SOUTH FLORIDA REGIONAL TRANSPORTATION AUTHORITY - TRI-RAIL



## Steven Abrams

Executive Director



## Florida Transportation Commission Meeting

Steven L. Abrams

Executive Director

February 4, 2021



# SFRTA

- The South Florida Regional Transportation Authority is an agency of the state of Florida created in 2003
- SFRTA operates Tri-Rail commuter rail passenger service with funding provided by state, county, and federal sources
- FDOT own the South Florida Rail Corridor on which SFRTA operates the Tri-Rail commuter rail passenger service
- SFRTA dispatches both passenger trains and freight trains on the South Florida Rail Corridor



- ❖ Highest ridership ever in 2019
- ❖ Was looking forward to 100Mth rider
- ❖ 100M cars off the roads = equivalent of one lane off of I-95



# Current Tri-Rail Service

- Mode: Commuter Rail
- Inauguration: January 9<sup>th</sup>, 1989
- Service Area: Miami-Dade, Broward & Palm Beach (73.4 miles)
- Stations: 18
- Daily Service: 50 Weekday trains | 30 Weekend/Holiday Trains
- Ridership: 15,000 (Weekday average)
- Fares: Starting at \$2.50



# Pandemic Response

- Ridership down 80% from 50 to 18 trains a day, and suspended fares
- Tri-Rail continued to operate, transporting essential workers
- SFRTA maintained tracks to keep the supply chain moving
- Gradual return to service and reinstated fares
- Sanitization and mask policy
- Ridership steady at 40%



# Financial Challenges

- SFRTA has no taxing authority
- Depends on Three Counties and FDOT
- No increase in 10+ years
- SFRTA tightened its belt
- Using CARES Act funds



# Positive Train Control (PTC)

- Positive Train Control is a GPS-based technology that provides enforcement and protection against
  - Train to train collisions
  - Overspeed derailments
  - Incursions into established work zone limits
- The Federal Railroad Administration required PTC to be installed by December 2020
- SFRTA (along with Amtrak and CSX) has successfully met all PTC requirements



# Maintenance Of Way


- SFRTA used downtime during pandemic to accelerate track and fleet improvements, including locomotive overhauls and track, signal, fencing and grade crossing upgrades
- Performed over 200 welds, reducing defect rate and slow orders
- Surfaced approximately 60 miles of tracks





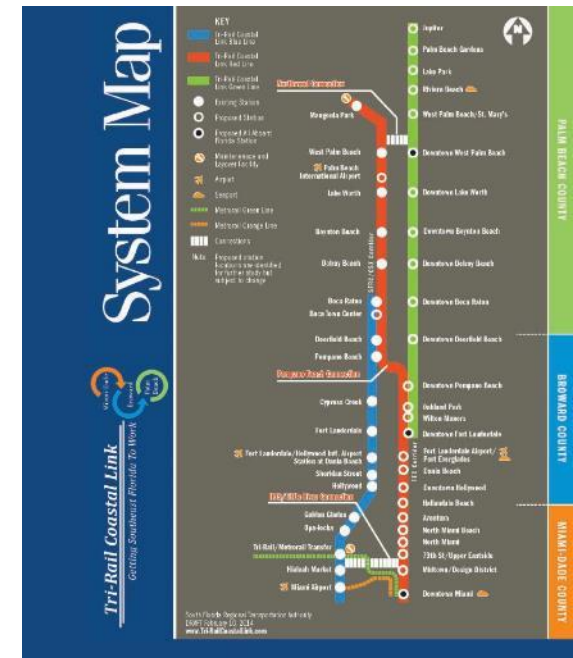
# Downtown Miami Link

- New Tri-Rail service that will bring 26 trains per weekday directly into downtown Miami at the new Brightline MiamiCentral Station on the Florida East Coast (FEC) rail corridor
- A “one-seat ride” from Tri-Rail’s northernmost station in Palm Beach County to the MiamiCentral Station in downtown Miami
- Service has been delayed due to the installation of PTC by Brightline on the FEC Corridor
- Service is projected for late 2021 pending Brightline’s installation of PTC

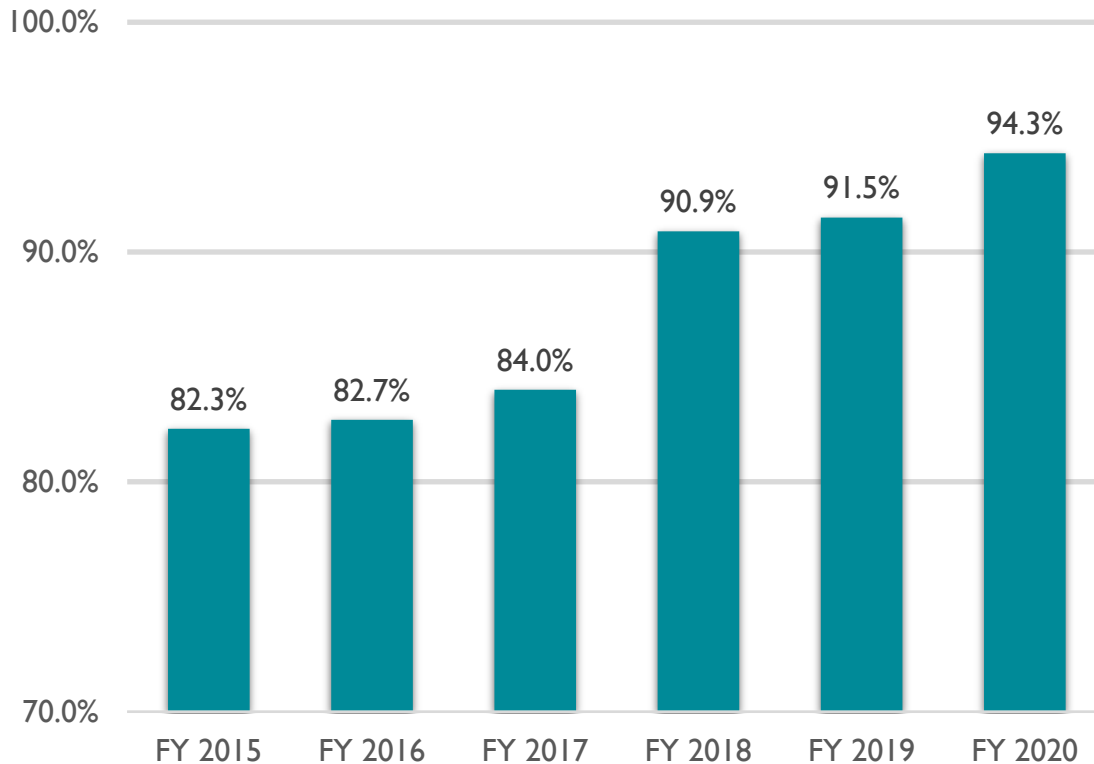


# Tri-Rail Coastal Link

- One interconnected one-seat commuter rail service
- Miami-Dade County negotiating access agreement
- Broward County MOU with FDOT
- Palm Beach County Northwood Connection in place
- SFRTA well positioned to be operator



# On-Time-Performance



**96.6%**

Highest OTP in  
Tri-Rail history!  
(July 2019)

# Ridership

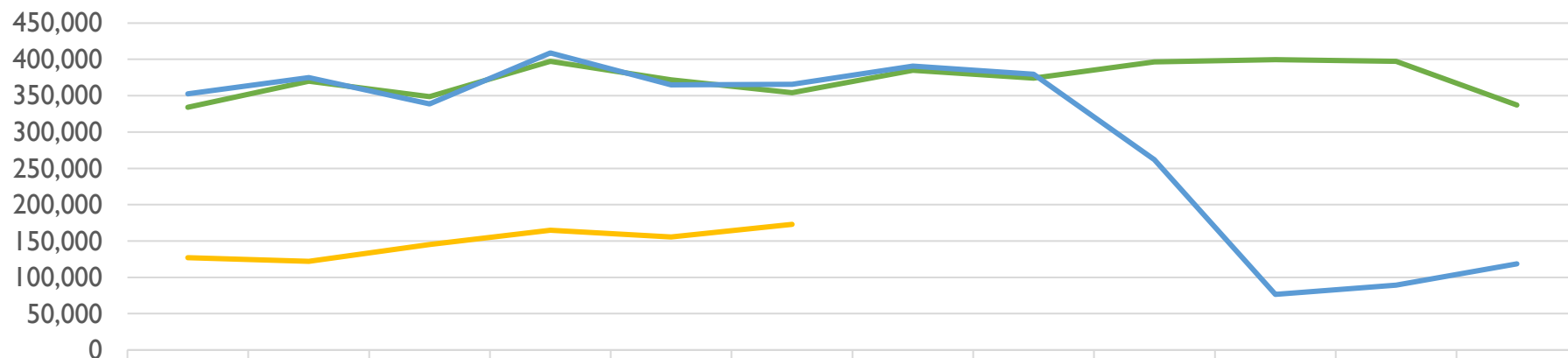
- FY 2019 highest yearly ridership ever recorded on Tri-Rail with 4,465,750 passengers
- Farebox Recovery Ratio  
(July 1 – June 30)
  - FY 2019 13.6%
  - FY 2020 10.3%
  - FY 2021 Incomplete

4,465,750



# Ridership

## Train Ridership By Fiscal Year

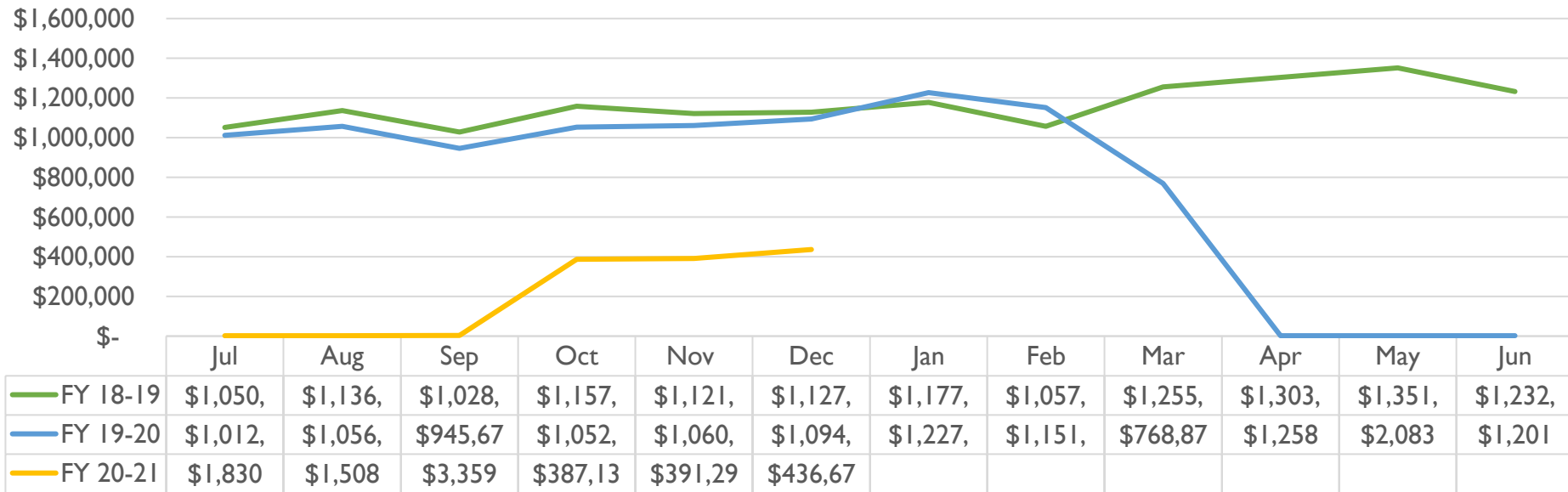


	Jul	Aug	Sep	Oct	Nov	Dec	Jan	Feb	Mar	Apr	May	Jun
FY18-19	334,215	369,754	348,611	397,422	371,801	354,134	384,787	374,314	396,502	399,590	397,440	337,180
FY 19-20	352,597	374,835	338,514	408,973	364,790	365,517	390,578	379,637	262,083	76,709	89,290	118,494
FY 20-21	126,937	122,154	145,346	164,670	155,688	172,921						



# Revenues

## Train Revenues By Fiscal Year



# Measures Exceeded

Performance Measure	Detail	Objective	Result
On-time Performance	% of trips end to end on time less than 6min late	> 80%	91.5%
Revenue Miles Between Failures	Revenue miles divided by revenue vehicle system failures	> 41,863	43,943
Revenue Miles vs. Vehicle Miles	Revenue miles divided by vehicle miles	> 0.93	0.96
Customer Service	Average time from complaint to response	14 days	13 days
Major Incidents	FRA reportable incidents for rail	0	0
Customer Service	Customer complaints divided by boardings	< 2 per 5,000 boardings	0.9

# Measures Not Met

Performance Measure	Detail	Objective	Result
Unlinked Passenger Trips per Revenue Hour	Passenger trips divided by revenue hours	> 39.3	35.1
Operating Expense per Revenue Mile	Operating expenses divided by revenue miles	< \$21.89	\$26.65
Operating Expense per Passenger Trip	Operating expenses divided by annual ridership	< \$18.24	\$22.09
Operating Expense per Passenger Mile	Operating expenses divided by passenger mile	< \$0.55	\$0.82
Farebox Recovery Ratio	Passenger fares divided by operating expenses	> 22.5%	13.6%

Any measure that involves an operating expense will be difficult to meet.

Why? Because SFRTA is required to maintain the tracks and the maintenance yard for a **24-hour** railroad for freight—even though Tri-Rail does not run during the overnight hours.

Operating expenses for a 24-hour railroad keep increasing—such as Positive Train Control maintenance. Tri-Rail’s revenue miles, passenger trips and passenger miles and fares generally stay the same.

SFRTA urges the Commission to review its metrics to reflect a more accurate measure of SFRTA’s performance.






# Future of Rail in South Florida

- No crystal ball
- But three things never change in South Florida:
  - Overdevelopment/traffic congestion
  - Service/construction economy
  - Ground Zero for climate change
- 400 cars = 8 buses = 1 train





Questions?



# SOUTH FLORIDA REGIONAL TRANSPORTATION AUTHORITY - TRI-RAIL



## Steven Abrams

Executive Director

# TAMPA BAY AREA REGIONAL TRANSIT AUTHORITY



- ✓ PERFORMANCE MEASURES – Not yet applicable
- ✓ OPERATING INDICATORS – Not yet applicable
- ✓ GOVERNANCE
  - SB 1672 - Effective July 1, 2017 (Authority's FY 2017)
    - Renamed TBARTA as "Transit" Agency
    - Changed the mission and geographic scope
    - Changed composition of new Board
    - 10-year regional transit development plan for 5 counties
  - David Green named Executive Director in November 2018



# TAMPA BAY AREA REGIONAL TRANSIT AUTHORITY

**Table 15**  
**Tampa Bay Area Regional Transit Authority**  
**Statutory Requirements**

Subject Area	Requirement	Status
Board Meeting	The first meeting of TBARTA shall be held no later than 60 days after the creation of the authority. (Section 343.92 (7), Florida Statutes)	Completed. The reconstituted Board met for the first time on August 25, 2017 (within 60 days).
Evaluate Committees	Beginning July 1, 2017, evaluate the abolishment, continuance, modification, or establishment of the following committees: Planning, Policy, Finance, Citizens Advisory, TBARTA MPOs Chairs Coordinating, Transit Management, and Technical Advisory. (Section 343.92 (9), Florida Statutes)	Completed
	Submit recommendations to the President of the Senate and the Speaker of the House of Representatives before the beginning of the 2018 Regular Session. (Section 343.92 (9), Florida Statutes)	Completed. In a letter dated January 8, 2018, the TBARTA Chairman advised the Senate President and House Speaker that all committees be established or continued as listed.
Regional Transit Development Plan (RTDP)	Provide to the President of the Senate and the Speaker of the House of Representatives, on or before the beginning of the 2018 Regular Session, a plan to produce the Regional Transit Development Plan (RTDP). (Section 343.922 (1)(b)1., Florida Statutes)	Completed. The plan to produce the RTDP, approved by the Board on December 8, 2017, was submitted to the Senate President and House Speaker on January 8, 2018.
	Before adoption of the RTDP, hold at least one public meeting in each of the counties within the designated region. At least one public hearing must be held before the TBARTA Board. (Section 343.922 (3)(c), Florida Statutes)	TBARTA held five public outreach during April and May of 2019. Anticipated completion is June 2020.
	Present original RTDP and updates to the governing bodies of the counties within the designated region, to the TBARTA MPO Chairs Coordinating Committee, and to the legislative delegation members representing those counties within 90 days after adoption. (Section 343.922 (3)(e), Florida Statutes)	TBARTA is in the process of developing the RTDP. Anticipated completion is June 2020.
	After adoption, the RTDP shall be updated every five years before July 1. (Section 343.922 (3)(d), Florida Statutes)	TBARTA is in the process of developing the RTDP. Anticipated completion is June 2020.
Federal Funds Support of Capital Project	An express purpose of TBARTA is to serve as the recipient of federal funds supporting an intercounty project or an intracounty capital project that represents a phase of an intercounty project that exists in a single county within the designated region. (Section 343.922 (1)(c), Florida Statutes)	TBARTA completed documentation December 2019 and received a letter from FTA in June 2020 informing that TBARTA is a New Grantee of Federal Transit Administration funding.
Commuter Rail, Heavy Rail Transit and Light Rail Transit	An action by TBARTA regarding state funding of commuter rail, heavy rail transit, or light rail transit, requires approval by a majority vote of each MPO serving the counties where such rail transit investment will be made and requires the approval by an act of the Legislature. (Section 343.922 (9)(a), Florida Statutes)	Currently, no action has been taken by TBARTA regarding funding or development of any rail project.
	Conduct feasibility study for any rail project before development of the project or any related contract is issued. The study must be submitted to the Governor, President of the Senate, Speaker of the House of Representatives, and the BOCC of Hernando, Hillsborough, Manatee, Pasco and Pinellas Counties. (Section 343.922 (10), Florida Statutes)	Currently, no action has been taken by TBARTA regarding funding or development of any rail project.
	TBARTA may not engage in any advocacy regarding a referendum, ordinance, legislation, or proposal under consideration by any governmental entity or the Legislature which seeks to approve funding of rail. (Section 343.922 (9)(b), Florida Statutes)	TBARTA indicated that it has not engaged in any prohibited advocacy regarding rail funding.

# TAMPA BAY AREA REGIONAL TRANSIT AUTHORITY



David Green

Executive Director

# **TBARTA : Agency Update**

Florida Transportation Commission Meeting  
February 4, 2021



# TBARTA History

## 2007 – 2017:

- Tampa Bay Area Regional ***Transportation*** Authority
- ***Seven*** County Region: Citrus, Hernando, Hillsborough, Manatee, Pasco, Pinellas and Sarasota
- ***Purpose:*** Improve mobility and expand multimodal transportation options for passengers and freight
- Merged with ***Bay Area Commuter Services*** in 2010
- Regional Transportation Master Plan



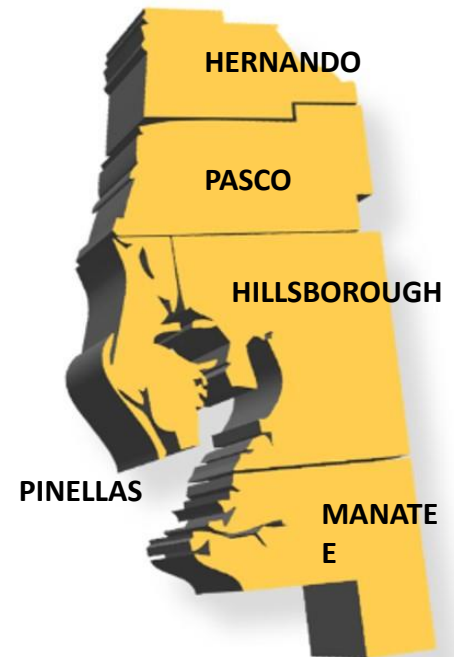
# TBARTA History

## 2017 – Present:

- Legislature changed to Tampa Bay Area Regional *Transit* Authority



- **Five** County Region: Hernando, Hillsborough, Manatee, Pasco, Pinellas
- Reduced to 13 voting members
- Regional Transit Development Plan (RTDP)





# Regional Transit Development Plan (RTDP)




Public  
Outreach



Baseline  
Conditions



Evaluation  
of Services



Situation  
Appraisal



Transit  
Demand &  
Mobility  
Needs



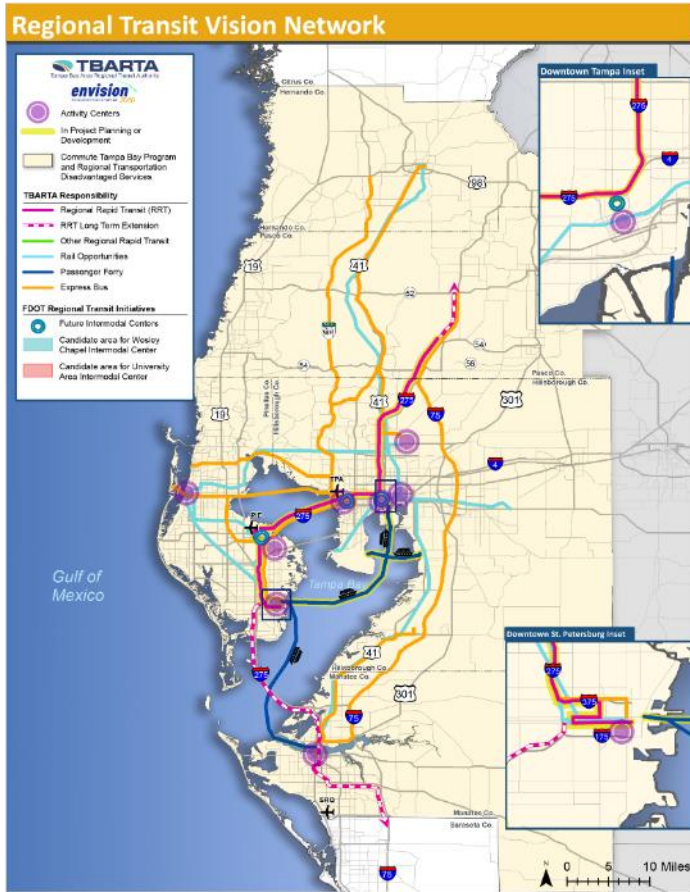
Goals,  
Objectives  
& Policies

Efficient & Accessible Regional Intermodal Transportation Network  
**Goal 1:** Increase community awareness and support to improve and fund public transit meeting the multi-modal mobility needs of the community.  
**Goal 2:** Enhance our efficient, safe, clean, attractive, and interconnected multi-modal transportation systems.  
**Goal 3:** Develop and enhance sustainable transportation facilities at the Port and Airport to meet the demands of travelers, businesses and the community.

Adopted June 2020



# Regional Transit Vision



## Proposed TBARTA Responsibility:

- Regional Rapid Transit
- Intermodal Centers
- Other Regional Rapid Transit
- Rail Transit
- Passenger Ferry
- New Express Bus Service

**envision**  
THE FUTURE OF TRANSIT IN TAMPA BAY 2030

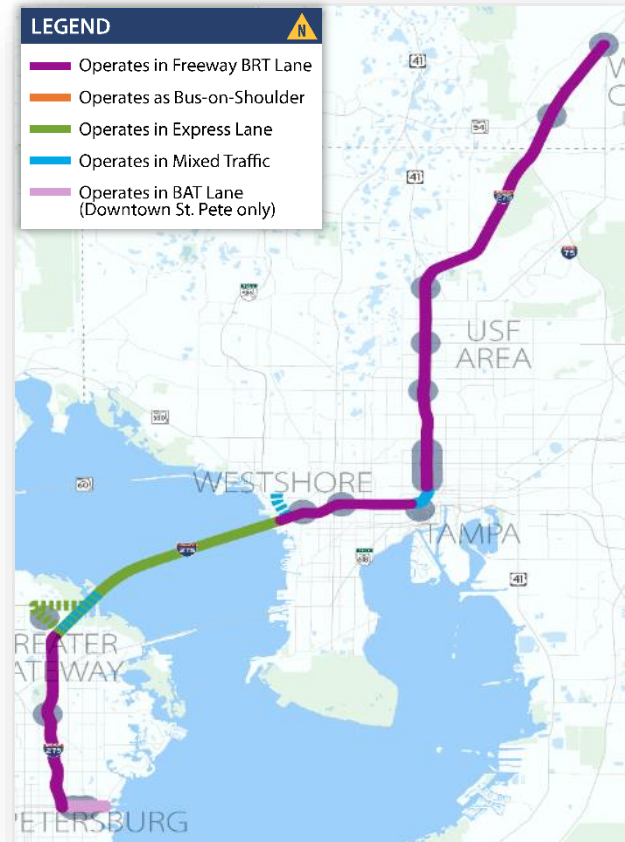


## Regional Rapid Transit (BRT Project)

- RTFP identified Concept, Corridor, Mode
- Transit route along I-275
- Connects Wesley Chapel, USF, Tampa, Westshore, Gateway, St. Petersburg
- Competes effectively for grants



**REGIONAL  
RAPID  
TRANSIT**



# Moving Forward

## Innovative Transit Solutions:

- Autonomous Vehicles
- VTOL / Air Taxis
- Smart City Innovations
- Cable Propelled Transit
- Hyperloop
- Zero-Emissions Transit





**David Green**  
Executive Director





# TAMPA BAY AREA REGIONAL TRANSIT AUTHORITY



David Green

Executive Director



# FLORIDA TRANSPORTATION COMMISSION

FY 2019

## TRANSPORTATION AUTHORITY MONITORING AND OVERSIGHT REPORT

Meeting is being recorded



FLORIDA  
TRANSPORTATION  
COMMISSION

# APPROVAL OF TRANSIT AUTHORITY REPORT

---

THE CHAIR WILL ENTERTAIN A MOTION  
TO ACCEPT THE TRANSIT AUTHORITY  
REPORT AS PRESENTED

Meeting is being recorded



FLORIDA  
TRANSPORTATION  
COMMISSION

# NEW BUSINESS

---

## CHAIRMAN RON HOWSE

Meeting is being recorded



FLORIDA  
TRANSPORTATION  
COMMISSION

# EXECUTIVE DIRECTOR UPDATE

---

RALPH YODER

Meeting is being recorded



FLORIDA  
TRANSPORTATION  
COMMISSION



# OTHER ITEMS OF FTC BUSINESS/DISCUSSION

---

FTC COMMISSIONERS

Meeting is being recorded

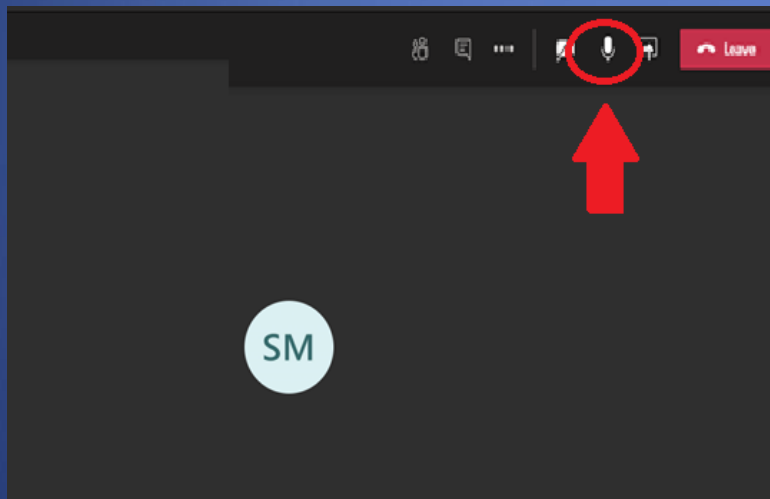


FLORIDA  
TRANSPORTATION  
COMMISSION

# PUBLIC COMMENT

---

THIS IS A PUBLIC MEETING. PLEASE  
UNMUTE YOURSELF TO COMMENT.



If you joined via  
TEAMS

OR

\*6 to unmute from your  
phone



If you called in

Meeting is being recorded



FLORIDA  
TRANSPORTATION  
COMMISSION

# ADJOURN

---

## CHAIRMAN RON HOWSE

Meeting is being recorded



FLORIDA  
TRANSPORTATION  
COMMISSION