



Performance and Production Review of the Florida Department of Transportation

Prepared and presented by the
Florida Transportation Commission

December 3, 2020

Performance and Production Review

- **History behind the performance monitoring measures**
- **Summary of FDOT's Performance and Production**
- **Measurement of FDOT's Delivery Outcomes**
- **Department and District/FTE Presentations**

FTC Performance Monitoring

- **History of the Performance Measures**
 - **1990 Legislation**
 - **Development Process**
 - **Guiding Principles**
 - **2020 Revisions**

Monitoring FDOT's FY 19/20 Production

**496 Construction contracts
valued at \$3.4 Billion**

- **160.8 lane miles of capacity on the State Highway System**
- **1,909.8 lane miles of resurfacing on the SHS**
- **94 bridge repair contracts**
- **22 bridge replacement contracts**

**1,139 Consultant contracts
valued at \$1.0 Billion**

Closed out 314 contracts at \$2.9 Billion

Measurement of FDOT's Delivery Outcomes

FY 19/20 Primary Measures

16 of 17 – 94.1%

Improvement from FY 18/19

FY 18/19 Primary Measures

15 of 17 – 88.2%

The background features a series of concentric circles in light gray, some solid and some dashed, creating a ripple effect. A large blue speech bubble with a pointed bottom is centered on the page.

**Primary Measure
Not Met**

**Public
transit
ridership
growth
rate, as
compared
to the
state's
annual
population
growth**

Objective
**2X average rate
of population
growth**

FY 19/20
-0.65%
(≥3.54%)

FY 18/19
-5.63%
(≥3.48%)

FY 17/18
-7.93%
(≥3.14%)

Fiscal Year 2019-20 marks the final year in which the set of measures included in this report will be used.

**Old System of
Measurement
(Ending Fiscal 2019-20)**



**New Performance
Measures
(Effective Fiscal 2020-21)**

**35 Total
Performance Measures:
17 Primary
18 Secondary**



**15 Total
Performance Measures**

**Secondary Measures
Eliminated**



**Informational
Items Created**

Fiscal Year 2019-20 marks the final year in which the set of measures included in this report will be used.

**Old System of
Measurement
(Ending Fiscal 2019-20)**



**New Performance
Measures
(Effective Fiscal 2020-21)**

**35 Total
Performance Measures:
17 Primary
18 Secondary**



**15 Total
Performance Measures**

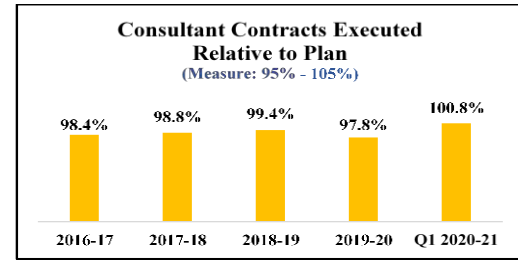
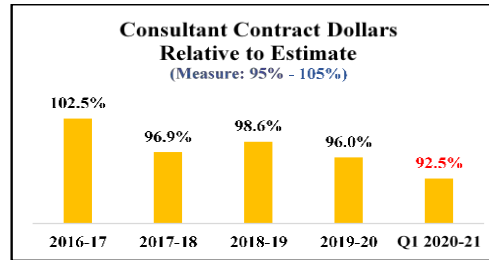
**Secondary Measures
Eliminated**



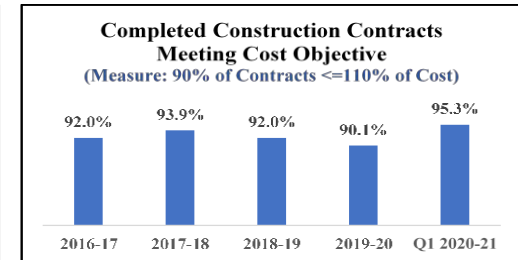
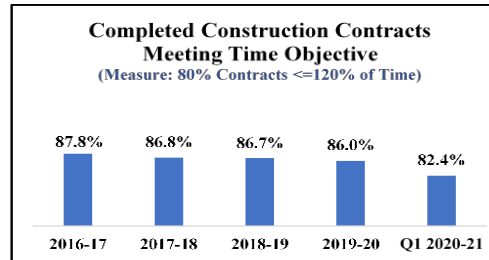
**Informational
Items Created**

Concept of Florida Transportation Commission Dashboard

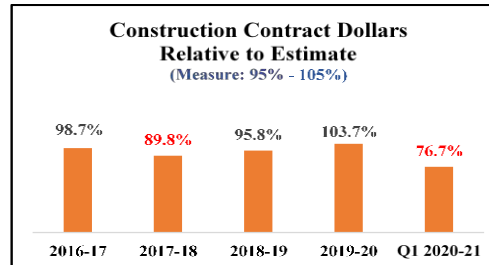
Consultant Trends



Construction Time and Money Trends



Construction Trends





State Transportation Trust Fund

	Forecast		Actual	
	Cash Balance (Millions)	Commitment Balance (Billions)	Cash Balance (Millions)	Commitment Balance (Billions)
July	\$256.5	\$12.79	\$256.2	\$12.51
August	\$290.6	\$13.14	\$265.6	\$12.54
September	\$496.2	\$13.52	\$404.8	\$12.29

(Section 339.135(6)(b) of the Florida Statutes requires a minimum \$50 million actual cash balance quarterly.)



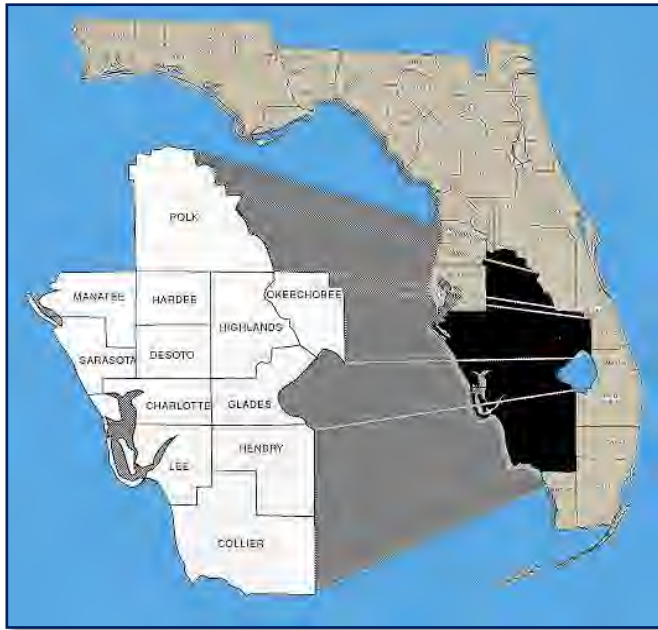
**Response from
FDOT Secretary
Kevin J. Thibault, P.E.**



For More Information:

www.ftc.state.fl.us

(850) 414-4105



District 1

L.K. Nandam, P.E.
District Secretary



DISTRICT 1

Challenges and Opportunities

Challenges

- **Addressing local priorities due to revenue impacts.**
- **Difficulty filling positions due to reduction in allocations.**
- **Resource availability for maintenance due to lack of DC Crews.**

Opportunities

- **Preparing for Technology Change - FRAME projects with Connected Vehicle and Passive Pedestrian Systems.**
- **“Safety by Design” – to improve bicycle/pedestrian safety.**
- **Speed Management - SR 31 innovative design to improve safety.**

Preparing for Technology Change



- US 41 Frame
- I-4 Frame
- Communication backbone through various ATMS
- Autonomous Shuttle Master Plan

Safety by Design

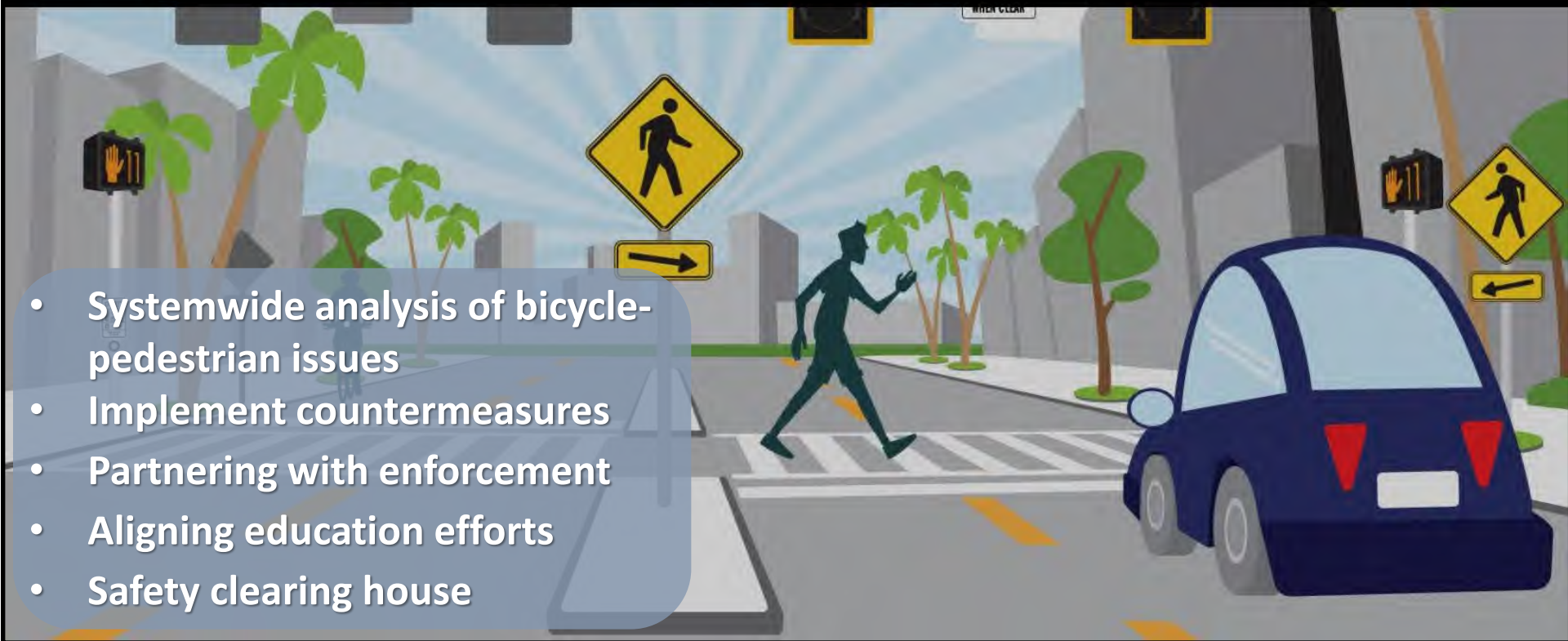


Education • Engineering
Enforcement • Equity



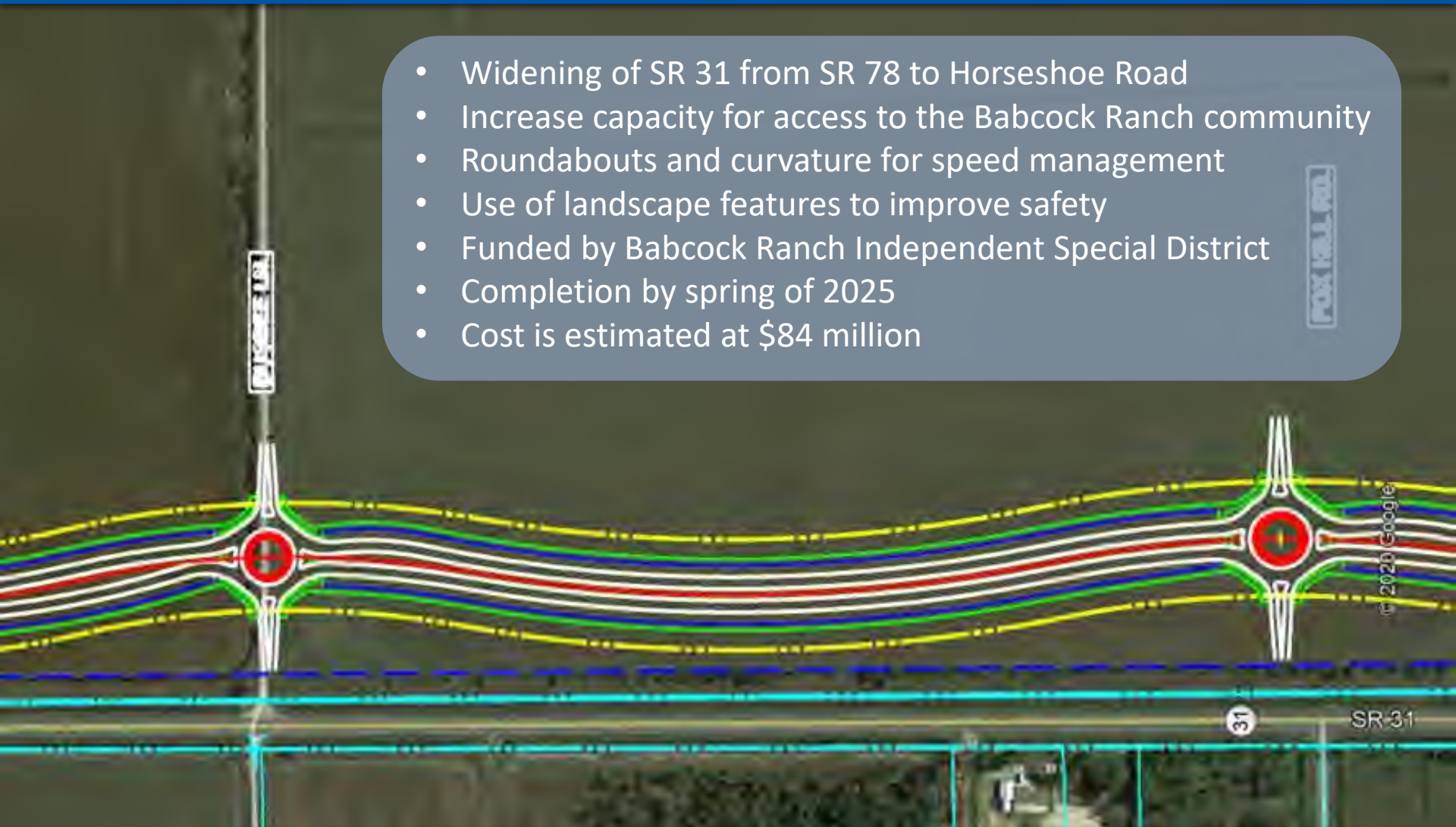
Home Campaigns ▾ Education ▾ Engineering ▾ Community Traffic Safety Teams ▾ Take Our Survey Ask us! ▾ Sign up here for Love to Ride

- Systemwide analysis of bicycle-pedestrian issues
- Implement countermeasures
- Partnering with enforcement
- Aligning education efforts
- Safety clearing house



SR 31 Widening in Lee and Charlotte Counties

- Widening of SR 31 from SR 78 to Horseshoe Road
- Increase capacity for access to the Babcock Ranch community
- Roundabouts and curvature for speed management
- Use of landscape features to improve safety
- Funded by Babcock Ranch Independent Special District
- Completion by spring of 2025
- Cost is estimated at \$84 million



A blue speech bubble graphic with a white outline, pointing downwards. The text "DISTRICT 1" is written in white, bold, sans-serif capital letters inside the bubble.

DISTRICT 1

Recent Successes

- **Southwest Central Florida Connector Task Force final report submitted to the Governor and Legislature.**
- **Innovation, Construction Cost and Time Savings for Three (3) Key Design-Build Projects:**
 - **I-4 at SR 557 - \$70M**
 - **I-75 at Colonial Blvd. - \$53M**
 - **I-75 at US 301 - \$142M**
- **Majority of SR 82 Corridor in Lee, Hendry and Collier Counties completed or under construction.**

I-4 at State Road 557 Interchange



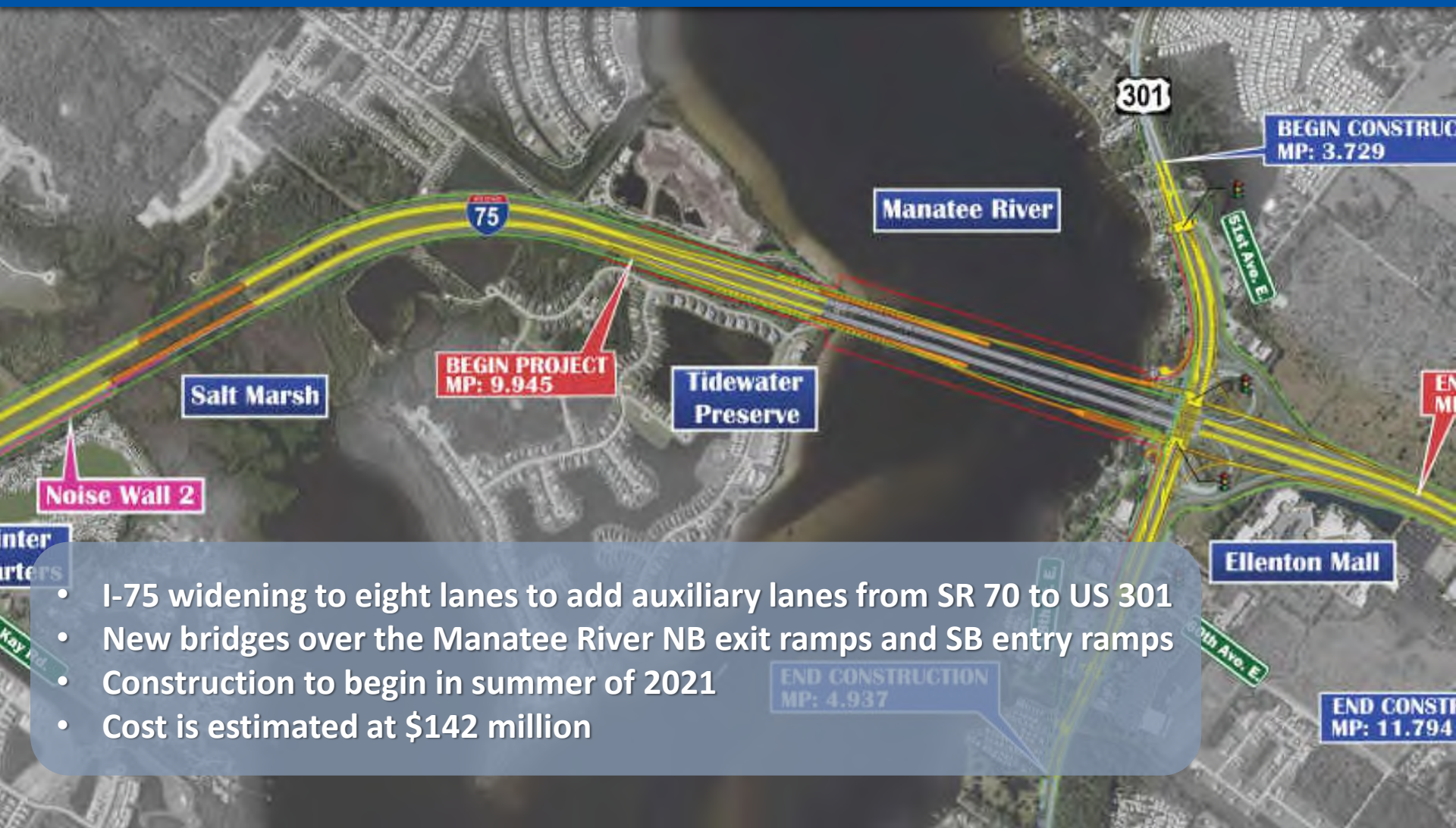
- Reconstruction from a partial cloverleaf to a diamond configuration with roundabouts
- SR 557 widening to four-travel lanes
- Completion by summer of 2023
- Contract awarded at \$70 million

I-75 at Colonial Boulevard Interchange



- Diverging Diamond Interchange at I-75/Colonial Blvd
- Continuous Flow Intersection at Six Mile Cypress Pkwy/Ortiz Avenue
- A Superstreet Intersection at the Colonial Boulevard/Forum Boulevard
- Completion by summer of 2023
- Contract awarded at \$53 million

I-75 at US 301 Interchange



- I-75 widening to eight lanes to add auxiliary lanes from SR 70 to US 301
- New bridges over the Manatee River NB exit ramps and SB entry ramps
- Construction to begin in summer of 2021
- Cost is estimated at \$142 million

AWARDS



Recent Awards for the Continuous Flow Intersection at SR 82 and Gunnery Road in Lee County

- AASHTO Operations Excellence Award- Southern Region
- ASHE National Project of the Year (Over \$20 Million)
- ACEC Grand Award for Engineering Excellence
- Roads and Bridges Magazine Top 10 Project

SR 80 project from Dalton Lane to CR 833 in Hendry County was selected as the #7 Project on the Roads & Bridges' 2020 Top 10 Roads Award.





District 2

Greg Evans, P.E.
District Secretary



DISTRICT 2

Challenges and Opportunities

A.R.T. (Attract, Retain, Train)

- FDOT continues to attract the best people to work at the agency
- Because of its employees, FDOT remains one of the best transportation departments in the country
- To remain there, FDOT is committed to provide various training opportunities and invest in staff by providing opportunities for professional growth

DISTRICT 2

Recent Successes

Interstate 295 Express Lanes

- Managed lanes between Buckman Bridge and I-95 opened Spring 2019
- Managed lanes between State Road 9B and J. Turner Butler Boulevard expected to open Spring 2021
- Addition of a new, general use lane in October 2019 has shown an increase of travel speeds between 25-30 percent during peak hours



DISTRICT 2

Diverging Diamond Interchange – SR 200

- First DDI in Northeast Florida opened in November 2020 at I-95 in Nassau County
- The interchange will improve efficiency and make the intersection safer
- Expected to be completed later this month

Interstate 10 Rest Areas

- Demolition and replacement of I-10 rest areas, just west of I-75, began this past summer
- The \$25.7 million project will include new, larger rest areas, and is expected to be completed in 2022



First Coast Expressway

- **First phase of First Coast Expressway opened in 2019**
- **Second phase, between Blanding Boulevard and County Road 209 in Green Cove Springs, is expected to be completed in 2024**
- **Third phase, from County Road 209 to I-95, will include a new bridge over the St. Johns River, and is expected to begin in 2023**

DISTRICT 2

DISTRICT 2

Operation STRIDE

- **Statewide initiative to enhance railroad safety across the state**
- **District 2 successfully completed 21 Operation STRIDE projects across Northeast Florida by the end of November with expectations that all projects will be completed by Spring 2021**



DISTRICT 2



Baldwin Bypass

- Opened in September
- \$60 million project, which also included dual railroad overpasses, will reduce delays and alleviate traffic congestion on U.S. 301 north of Interstate 10
- Completion is anticipated next year

DISTRICT 2

Challenges and Opportunities



Hurricane Sally and ETA

- District Two quickly mobilized and traveled to Pensacola to aid in recovery efforts after Hurricane Sally. Crews assisted in removing debris, repairing roads, inspecting bridges, and performing underwater bridge evaluations.
- Due to this, District Two was prepared in the event ETA also made landfall in Florida.



District 3

Phillip Gainer, P.E.
District Secretary



DISTRICT 3

Challenges and
Opportunities

Opportunities/Challenges

Fostering Talent

Funding Impacts

Other Significant Events

US 90 (West Cervantes Street) from Dominguez St to A Street



SAFETY IMPROVEMENT PROJECT



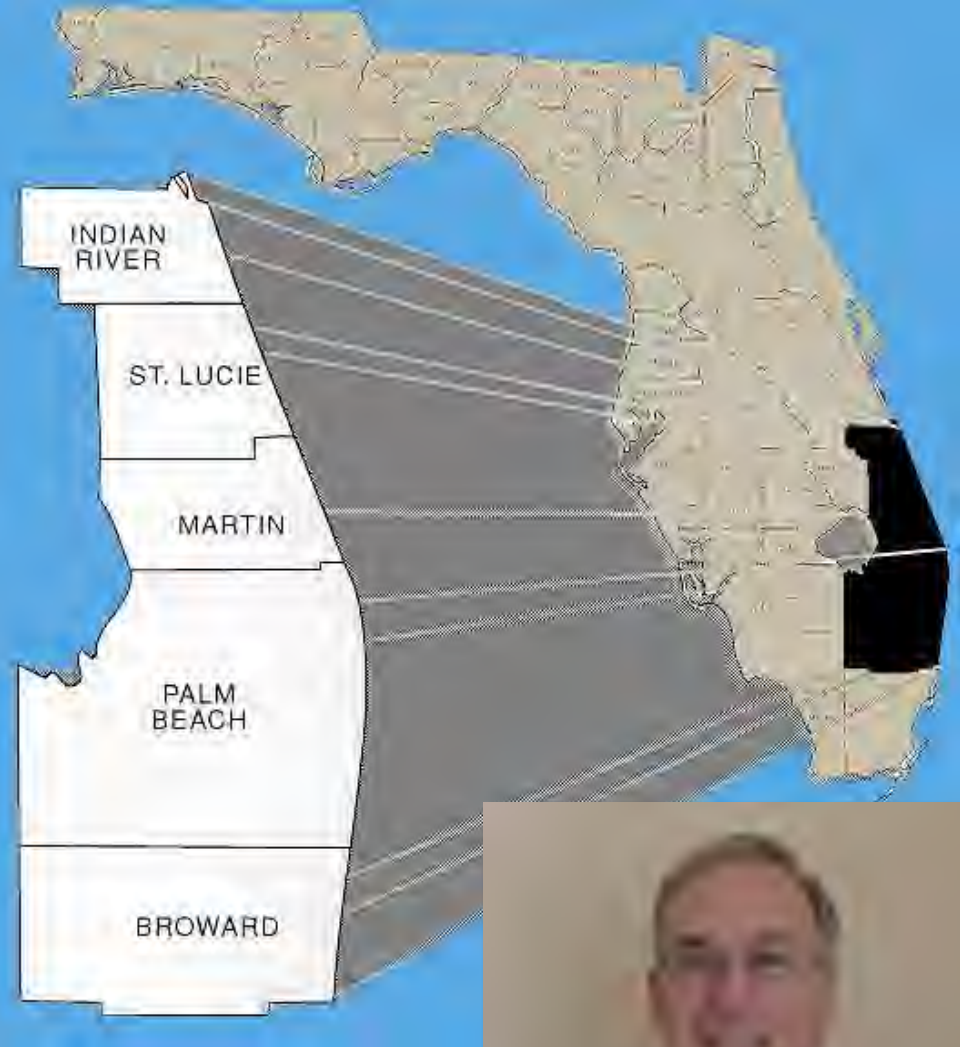
US 98 at 23rd Street Interchange



New Interchange Construction



**Interstate 10
at
Antioch Road**



District 4

Gerry O'Reilly, P.E.
District Secretary



The background of the slide features several thin, curved lines in shades of gray, some solid and some dashed, creating a sense of motion and depth. These lines are primarily located on the left and right sides of the slide.

District Four

Challenges and Opportunities

- Fostering Talent
- Environmental Permits
- Roosevelt Bridge
- Bridge Hits

District Four

Challenges and Opportunities:

Fostering Talent

- High turnover and loss of institutional knowledge over past 5 years (54%)
 - Retired: 37%
 - Private Sector: 22%
 - Non-State Government: 10%
- D4 Experience Levels:
 - 47% of Career Service employees with 0-5 years of FDOT Experience
 - 36% of supervisors with only <10 years of FDOT experience

District Four

Challenges and Opportunities: Environmental Permits

- SR 7 Extension
- SR A1A Sloan's Curve
- U.S. Army Corps of Engineers

District Four

Challenges and
Opportunities:
When you get a
crack in a big
bridge



- Large crack in Roosevelt Bridge
- Bridge closure and major repair needed
- CMGC
- Statewide response

District Four

Challenges and Opportunities: When a truck hits a bridge

- City dump truck goes under bridge – with bed up
- I-95 at 12th Ave South
- Major repair needed
- Asset Maintenance Contract responsiveness
- Beam replacement and repair completed in less than 30 days



District Four

Recent Successes:
Hollywood Blvd.
Complete Streets

- MPO / City vision
- Cost: \$7.6 million
- Completion: Fall 2020





District Four

Recent Successes: Southern Blvd Bridge Replacement

- Bascule Bridge Replacement
- Cost: \$93 Million
- Completion: Summer 2021

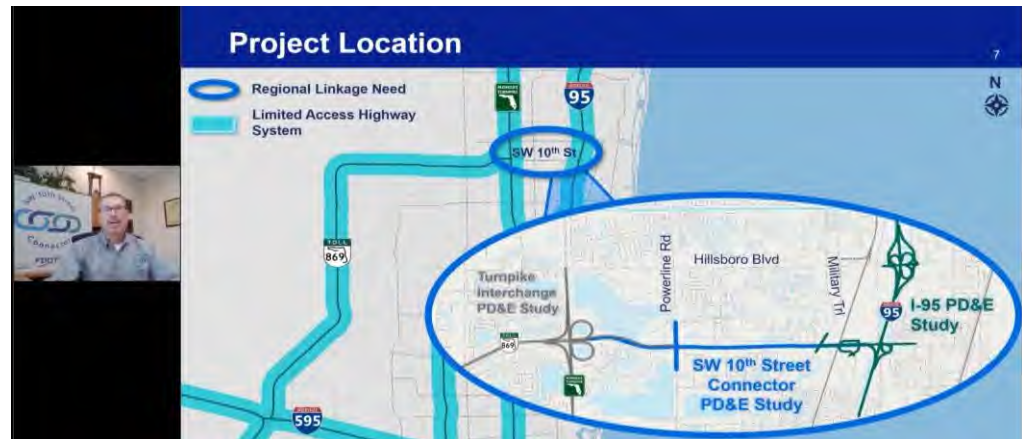




SW 10th Connector Public Engagement

District Four

Recent Successes:
Major Project
Public Engagement
During Pandemic



- 3 Webinars (June/July 2020)
- 9 virtual Public Hearing Sessions over 3 days (Oct 2020)
 - 340 attendees
 - 97% of attendees agreed the session was effective at conveying project information
- 4 In-Person Public Hearing Sessions in 1 day
 - 27 attendees

District Four

Recent
Successes:

Operation
STRIDE



Dynamic Envelopes Installed to Date:

- FDOT District 4: 49 (39% complete)
- Completed by Others:
 - Brightline: 9
 - On-going coordination with municipalities



Statewide Traffic and Railroad Initiative Using Dynamic Envelopes

District Four

Recent
Successes:

District 4
Response



- C.B. Smith Park State testing site
- Food Distribution – City of Hollywood
- Assisted DOH and National Guard with medical screening forms at FLL and PBI
- Assisted DEO with processing unemployment claims



District 5

Jared Perdue, P.E.
District Secretary

District 5 – Diverse Growing Region

**4.1 Million Estimated
Population**



**158 Aviation
Facilities**



**4.5 Million Registered
Vehicles**

**8,591 Lane Miles
of State Hwy**



**3,147,345
Licensed
Drivers**



**500 Miles of
Trails**



**1
Commuter
Rail Line**



**125.9 Million
Vehicle Miles
Traveled Daily**

**75+ Million
Tourists**



**7 Transit
Authorities**



1 Spaceport



**4 Freight
Rail Lines**

1 Seaport





CHALLENGES AND OPPORTUNITIES

FREIGHT MOBILITY OF GOODS AND SERVICES



Leveraging resources through partnerships

440424-1 SR 405 NASA Causeway Bridge



CHALLENGES AND OPPORTUNITIES

CHALLENGES AND OPPORTUNITIES



MOVING THE
NEEDLE ON SAFETY

INSTALL PEDESTRIAN HYBRID BEACONS (PHB'S)

447395-1 SR 500/ORANGE
BLOSSOM TRAIL FROM S. OF
HOLDEN AVE. TO 34TH ST.

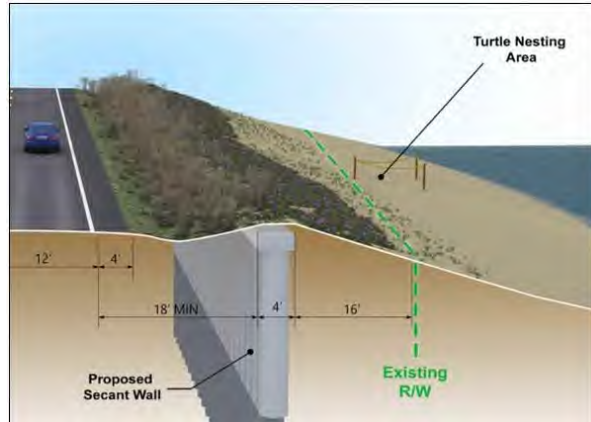


RECENT SUCCESSES

ROUNDAABOUT SAFETY IMPROVEMENTS



437595-1 SR 5 (US 1) AT MATANZAS WOODS PKWY
441210-1 SR 5 (US 1) AT OLD DIXIE HIGHWAY



RESILIENCY

RECENT
SUCCESSSES

440557-X

SR A1A STORM DAMAGE AND EROSION REPAIR



RECENT SUCCESSES

REGIONAL TRAFFIC IMPROVEMENT

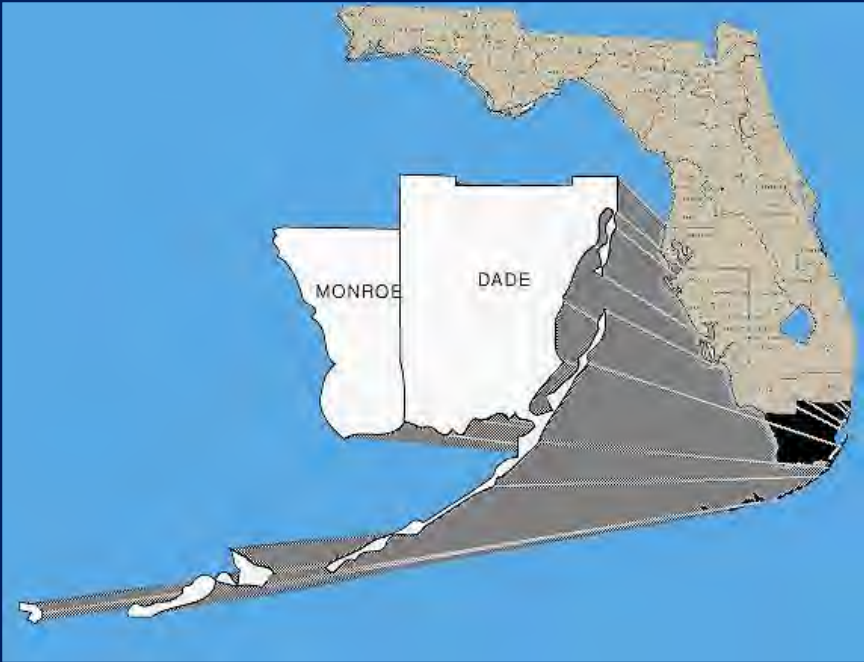
426905-3 I-95 INTERCHANGE AT
ELLIS ROAD/ST. JOHNS HERITAGE
PARKWAY

RECENT SUCCESSES

<https://i4ultimate.com/>



PROGRESS: I-4 ULTIMATE



District 6

Jim Wolfe, P.E.
District Secretary



DISTRICT 6

Challenges and Opportunities

Opportunities

- Miami-Dade SMART Plan
- I-395 Signature Bridge
- SR 826/Palmetto Express

Challenges

- Transit Funding
- Budget Adjustments
- Bridge Replacements in Monroe County



I-395 Signature Bridge



I-395 Construction Activities





I-395 Underdeck Concept

Recent Successes

SR 826/Palmetto Express Lane Northbound Modifications

Completed: November 2020





District 7

David Gwynn, P.E.
District Secretary



DISTRICT 7

Challenges and Opportunities














Opportunities

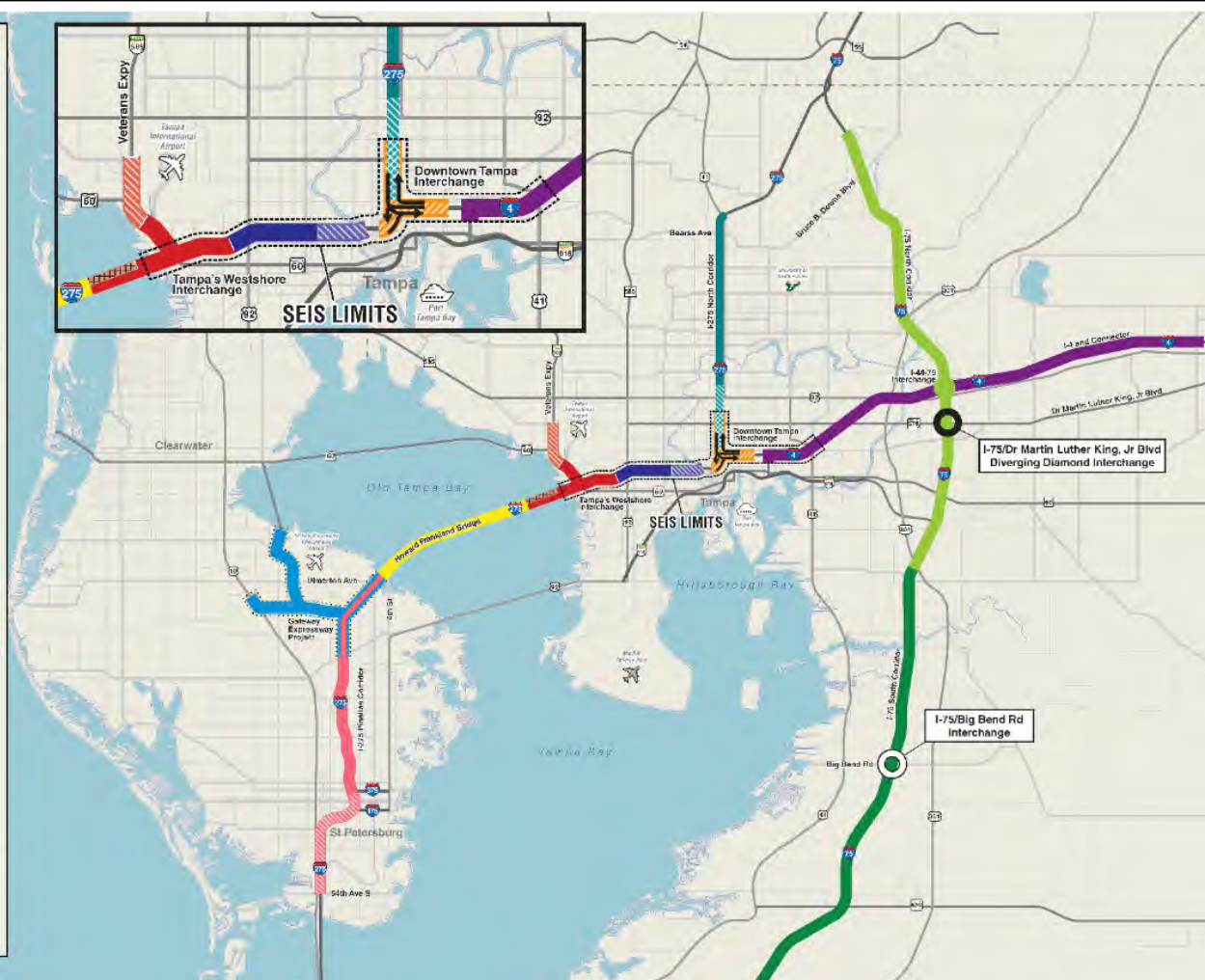
- **Accelerated 22 construction projects due to less vehicles on roadways**
- **Two BUILD Grants received in our region**
- **Complete Streets Speed Management Projects**
- **Transit**

Challenges

- **Revenue reductions – Tampa Bay Next**
- **Safety – reducing fatalities**
- **Keeping pace with growth in Development**
- **Salary and Benefit Shortage**



-  **Gateway Expressway**
(FPIDs 433880-1-52-01, 424501-52-01)
-  **I-275 Pinellas Corridor**
Phase I (FPID 424501-5-52-01)
Phase II (FPID 424501-7-52-01)
-  **Howard Frankland Bridge**
(FPIDs 427904-2-52-01, 424504-4-52-01)
-  **Tampa's Westshore Interchange**
Westshore Interchange Core (FPID 433536-7-52-01)
Causeway Seawall & Trail (FPID 447534-1-52-01)
Veterans Connection (FPID 447107-1-52-01)
I-275 Mainline (FPID 434045-2-52-01)
I-275 Downtown Connection (FPID 434045-3-52-01)
-  **Downtown Tampa Interchange**
 Southbound I-275 to Eastbound I-4 (FPID 445057-1-52-01)
 Westbound I-4 to Northbound I-275 (FPID 445059-1-52-01)
Westbound I-4 to Southbound I-275 (FPID 445058-2-52-01)
-  **I-275 North Corridor**
Phase I (FPIDs 443770-1-52-01, 431821-2-52-01)
Future Phases (FPIDs 431821-3-52-01, 431821-4-52-01)
-  **I-4 Corridor** (FPID 431746-3)
-  **I-75 Corridor**
North (FPID 419235-6)
South (FPID 419235-5)
-  **Supplemental Environmental Impact Statement (SEIS)** (FPID 258337-2)
-  **I-75/Dr Martin Luther King, Jr Blvd Interchange**
(FPID 429251-1-52-01)
-  **I-75/Big Bend Rd Interchange**
(FPID 424513-3-52-01)



DISTRICT 7 – TBNext System Map

DISTRICT 7 – Tampa Interstate Study SEIS Approved

- **September 15: SEIS approved by the Federal Highway Administration**
 - Fully reconstruct Tampa's Westshore Interchange with general purpose and express lanes
 - Add express lanes along I-275 corridor with new express lane ramp connections
 - Operational improvements to the Downtown Tampa Interchange
- Project now eligible to move into design and construction
- ROW acquisition ongoing



DISTRICT 7 – Howard Frankland Bridge

Project Activities	Start	Completion
NEPA Approval	10/13/2016	5/4/2018
Concept Development	10/13/2016	11/1/2017
Concept Design & RFP Development	11/1/2017	12/3/2018
Design	4/1/2020	8/31/2021
Design & Construction	9/23/2020	11/15/2024




Cost Estimate: \$865 Million

Construction is underway

Project was FDOT D7's largest letting



DISTRICT 7 – Gateway Expressway



DISTRICT 7 – US 98 & Trilby Roundabout



DISTRICT 7 – I-275 Operational Improvements



DISTRICT 7 – Pinellas Bayway Structure E



DISTRICT 7 – I-75 at SR 56 DDI

I-75 looking north at I-75 / SR 56 interchange



Looking west on SR 56 at I-75 interchange ramps



Florida's Turnpike EV Charging Stations

New FP&L Fast-Charging EV Stations:

- Added 20 new charging Stations
- Compatible with all types of EVs
- Can fill a battery in less than 30 minutes



Service Plaza Enhancements

Relax & Refresh

- Promotes safe travel
- Expands seating options to encourage outdoor dining
- New food service kiosk ordering
- Fun shareable moments for social media
- Increases awareness of Pet Parks
- Okahumpka complete and Turkey Lake coming soon

#TravelintheTurnpike



Customer Service Statistics

Customer Call Wait Time

14min, 50 sec

June 2018

40 sec

Sept 2019

2 min, 53 sec

Sept 2020

COVID-19 Impact
& Reduced Call
Center Seating

1 min, 8 sec

Oct 2020

Active SunPass Accounts

8.2 Million

Sept 2019

10.0 Million

Sept. 2020




Customer Satisfaction (0 to 5)

4.65

June 2019

4.65

Sept. 2020



2.1 MILLION

TOLL-BY-PLATE invoices mailed each month



130,000

SunPass transponders sold each month

SunPass Interoperability

EZPass

25 M accounts
41 M transponders
4 B annual transactions

↑ **Total 19 states** ↓

SunPass

10 M accounts
12 M transponders
1 B annual transactions



Building on Past Accomplishments...

...Providing a Financial Engine for Tomorrow

Florida's Turnpike				
Year	Interchanges	Centerline Miles	Lane Miles	% Change (Since 1990)
1990	62	343	1443	-
2000	106	401	1701	18%
2020	144	498	2433	69%

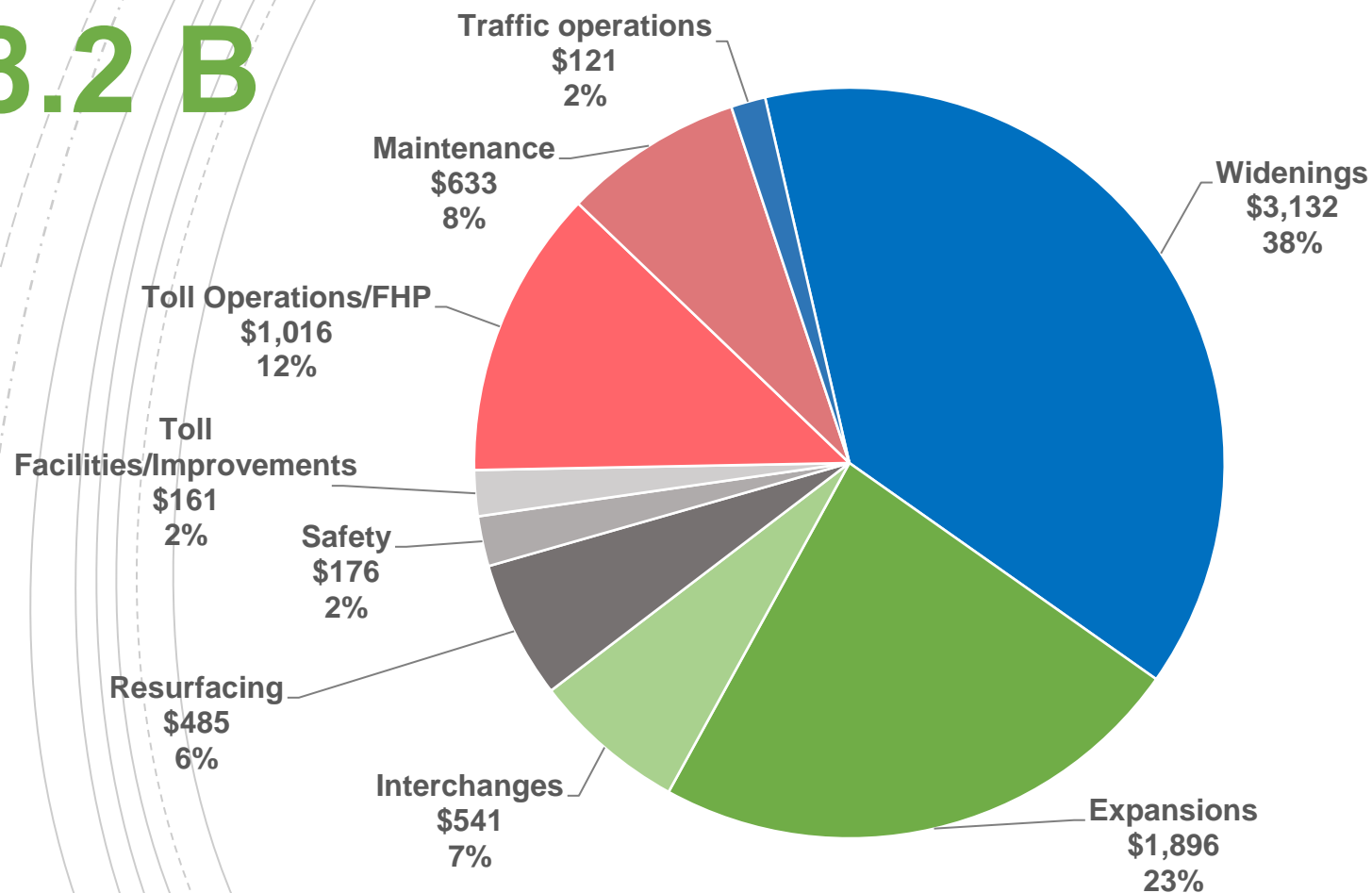
Year	Turnpike Work Program as Percent of FDOT
1990	9%
2000	9%
2020	17%

- Pledge of System (Statewide) Revenues
- Diverse Revenues (recession hedge)
- Affordable Toll Rates
- Lowest O&M costs / High Operating Margin
- Invest More in Transportation:
 - \$8.2 B current Tentative Work Program
 - \$1 B invested annually in capital projects

Tentative Work Program (\$M)

Current year Plus 5-Year Work Program (FY 2021 - FY 2026)

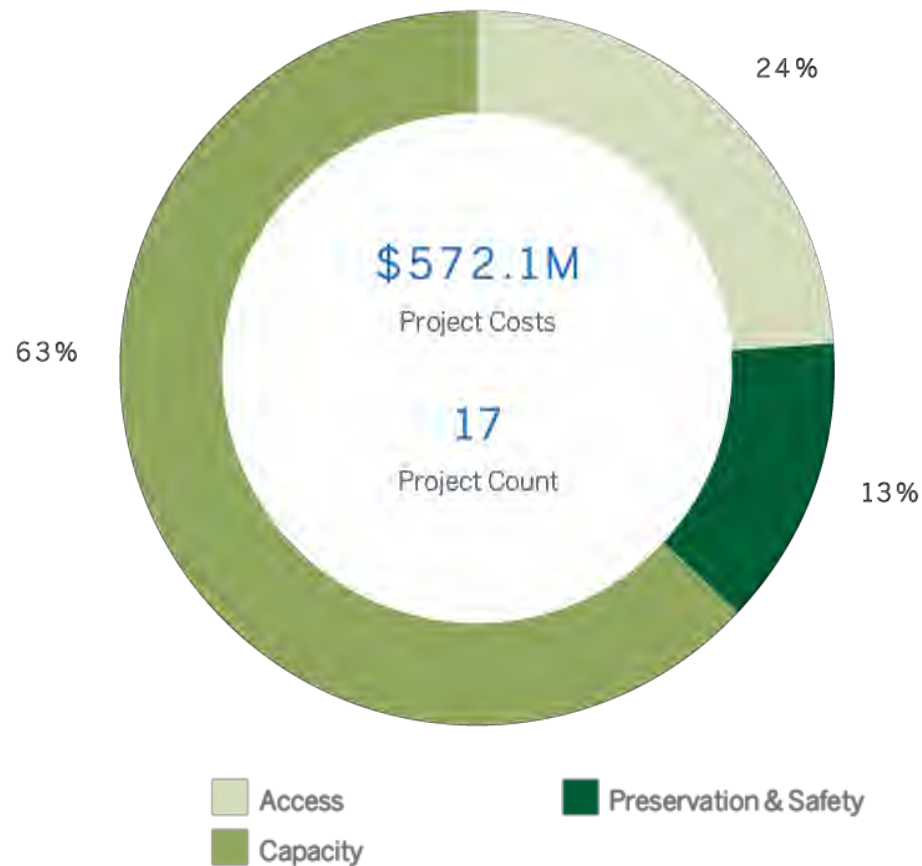
\$8.2 B



Construction Contracts Completed

Final Accepted and Passed

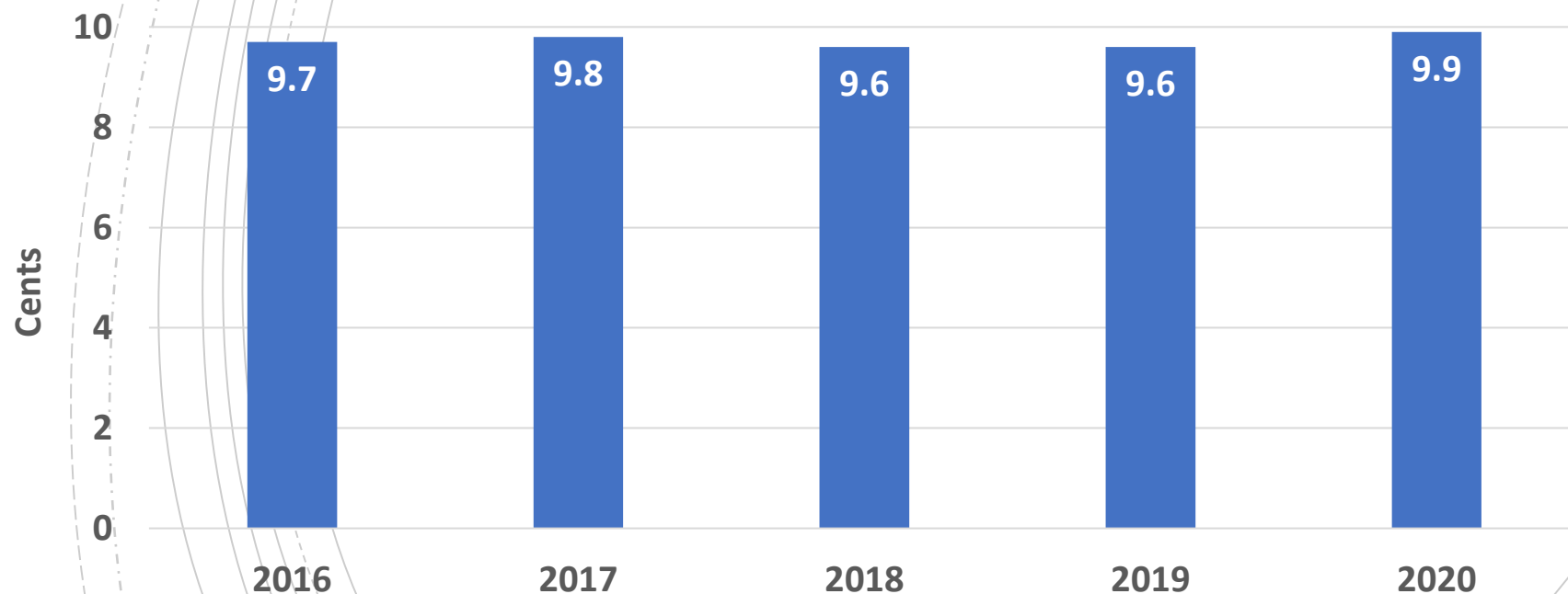
Year-To-Date



Affordability Index

Affordability Index is a measure of toll revenue to annual vehicle miles traveled.

Fiscal Years 2016 - 2020



Florida's Turnpike Enterprise Performance Dashboard

