

# **REVIEW OF FDOT's TENTATIVE WORK PROGRAM**

**FYs 2021/22 THROUGH 2025/26**

---

**March 1, 2021**



Meeting is being recorded



# Welcome & Call To Order

---

**Chairman Ron Howse**



Meeting is being recorded




# **FDOT Agency Update**

---

**Secretary Kevin J. Thibault**



Meeting is being recorded



# **REVIEW OF FDOT's TENTATIVE WORK PROGRAM**

**FYs 2021/22 THROUGH 2025/26**

---

## **Staff Analysis**





# **Commission Review of the Tentative Work Program (TWP)**

---

◆ **Specifically, the FTC is required to evaluate the TWP for:**

- ✓ **Financial soundness**
- ✓ **Stability**
- ✓ **Production Capacity**
- ✓ **Accomplishments/compliance with program objectives**
- ✓ **Compliance with Local Comprehensive Plans**
- ✓ **Coordination with MPOs**
- ✓ **Compliance with all other applicable laws**



# What is the Tentative Work Program?

---

- ◆ **A 5-year listing of transportation projects planned for each fiscal year which is developed by the central office based on the district work programs – s. 339.135(c), F.S.**
- ◆ **Bottom-Up process**
  - ✓ Projects identified and prioritized in coordination with MPOs, local governments, and modal partners
- ◆ **Department identifies needs-based projects such as resurfacing, bridge repair, public transit projects, etc.**
- ◆ **After adjustments based on appropriations act, the TWP is adopted on July 1**



# State Policy Framework

---

- ◆ **Mission, Goals and Objectives (334.046, F.S.)**
- ◆ **Florida Transportation Plan (339.155, F.S.)**
- ◆ **Prevailing principles to guide investments**
  - ✓ Preserving existing infrastructure
  - ✓ Enhancing Florida's economic competitiveness
  - ✓ Improving travel choices to enhance mobility
  - ✓ Expanding state's role as hub for trade and investment
- ◆ **Work Program, Budgeting and Financial Planning (339.135, F.S.)**



# Financial Assumptions of the TWP

---

- ◆ **Motor Fuel Taxes, Aviation Fuel Tax, Motor Vehicle License Tag Fees based on REC forecast of December 2020**
- ◆ **DOC Stamp Funds based on REC of December 2020**
- ◆ **Federal Aid Funding based on the FAST Act (2019 to 2020) – extended an additional year through September 30, 2021**
- ◆ **Annual transfers from STTF to ROW Acquisition and Bridge Construction TF totaling \$620.8M for debt service**
- ◆ **\$745M of GARVEE Bonds**
- ◆ **AC Program conversions totaling nearly \$5.1B**
- ◆ **Over \$1.5B in Public Private Partnership Obligations**



# Financial Soundness of the TWP

---

- ◆ **Must include balanced 36-month cash forecast and 5-year finance plan**
- ◆ **Maintain cash balance of not less than \$50M or 5% of STTF outstanding obligations at the close of each quarter**
- ◆ **Turnpike TF must maintain cash reserve of no less than 5% of unpaid contractual obligations**
- ◆ **Maximum of \$10B of outstanding bonds to fund Turnpike projects**



# Stability of Project Schedules

---

- ◆ **86.6% of project phases with no change or advanced to an earlier year (85.7% last year)**
- ◆ **10.2% were deferred to a later year or moved out**
- ◆ **2.9% were deleted**
- ◆ **Excluding external influences, 90.6% of project phases did not change or were advanced to earlier year**
- ◆ **District/Turnpike/Rail stability ranged from 50.0% to 95.7%**



# **In Depth Review**

---

## **Tentative Work Program by the Numbers**



Meeting is being recorded

# **STATEWIDE**

## **Five Year Work Program - \$46.2B**

---

---

<b>Stand Alone Safety</b>	<b>\$749.1 M</b>
<b>Resurfacing</b>	<b>\$5.8 B</b>
<b>Bridge Repair &amp; Replacement</b>	<b>\$1.6 B</b>
<b>State Highway System &amp; Other Roads Construction</b>	<b>\$14.3 B</b>
<b>Right of Way Land</b>	<b>\$1.7 B</b>
<b>Product Support Consultants</b>	<b>\$6.6 B</b>
<b>Operations &amp; Maintenance Consultants/Contracts</b>	<b>\$5.8 B</b>
<b>Freight, Logistics &amp; Passenger Operations</b>	<b>\$5.3 B</b>
<b>Operating Budget</b>	<b>\$4.2 B</b>

---

### **Lane Miles**

**Lanes Added – 682**

**Lanes Improved – 13,044**

### **Bridges**

**Repaired - 240**

**Replaced - 73**





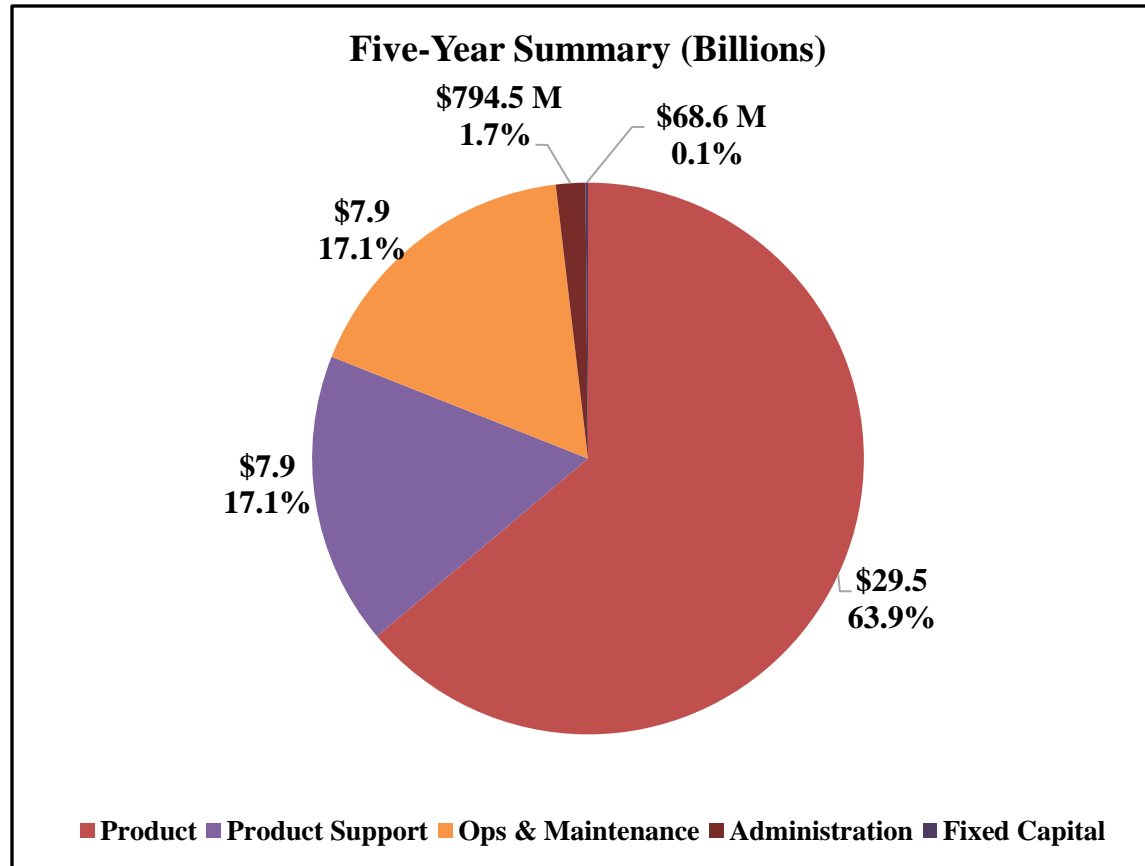
# General Overview of the TWP

---

- ◆ **The TWP consists of:**
  - **244 fund codes**
  - **6,915 projects**
  - **14,152 project phases**

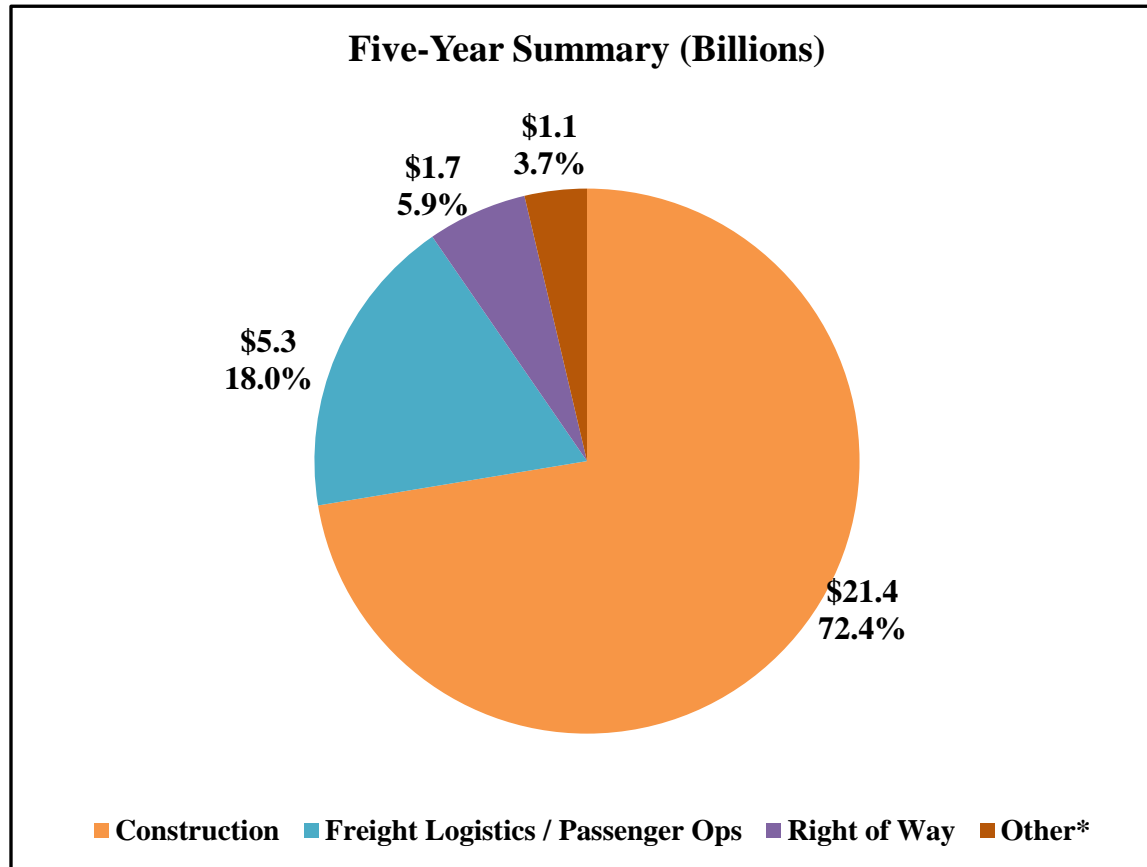


# Total Work Program: \$46.2 Billion

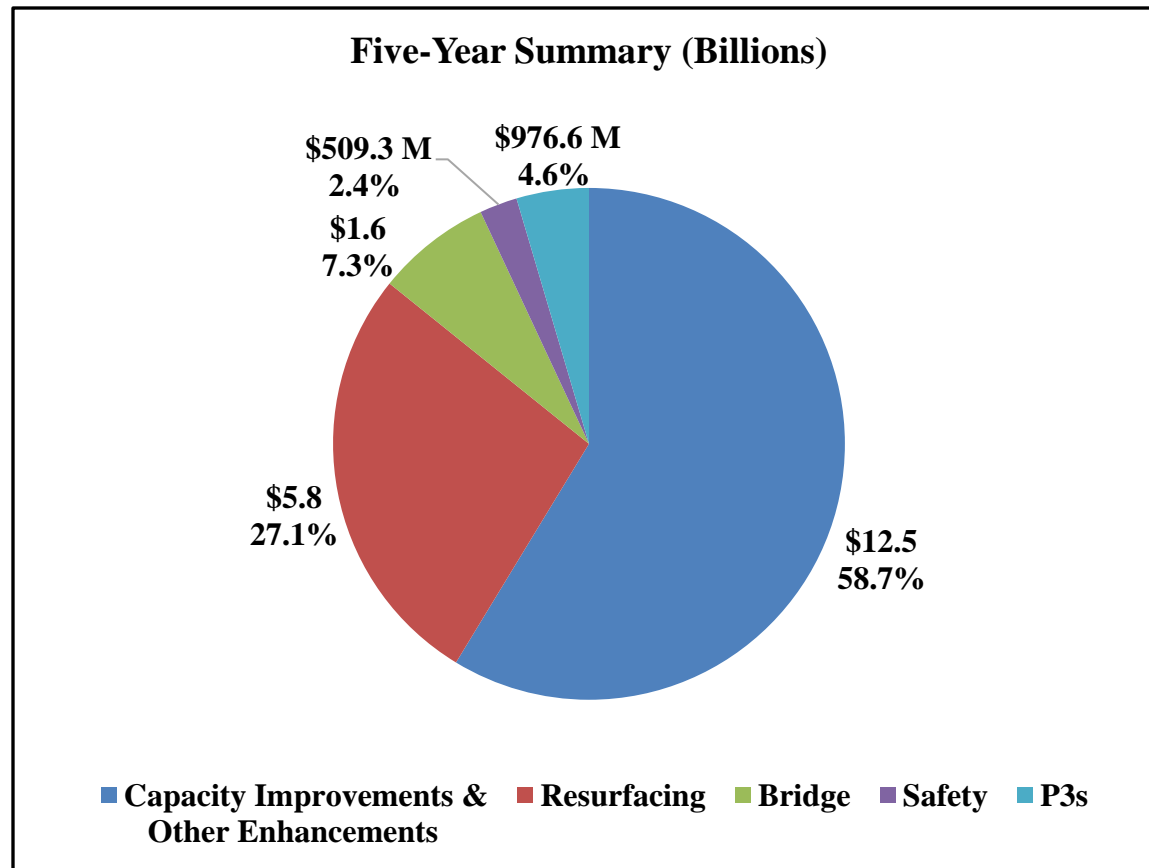


# Product: \$29.5 Billion

---

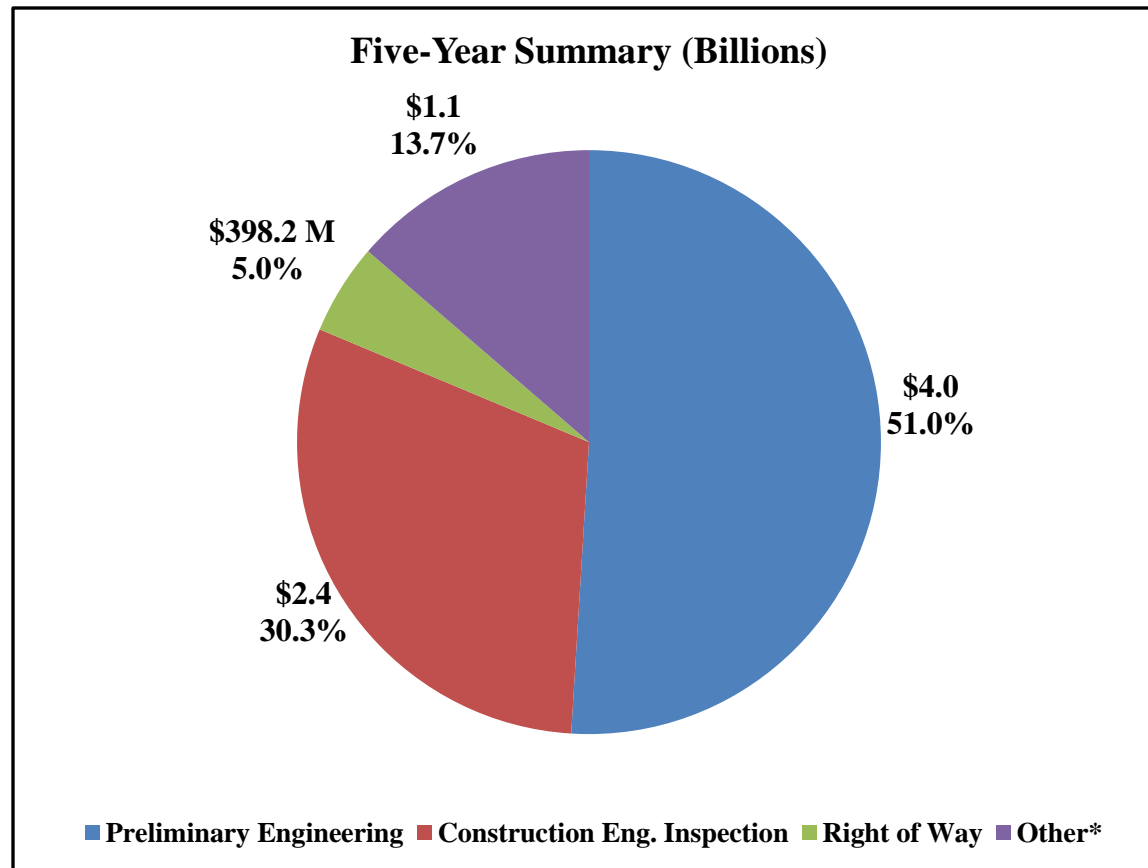


# Construction: \$21.4 Billion



# Product Support: \$7.9 Billion

---



# Transportation Regional Incentive Program (TRIP)

---

- ◆ Provides funds to improve regionally significant transportation facilities
- ◆ TRIP projects must:
  - ✓ Support facilities that serve national, statewide or regional functions
  - ✓ Be identified in capital improvement element of comprehensive plans
  - ✓ Be consistent with SIS Plan
  - ✓ Have a commitment for local, regional or private match
- ◆ \$448.7 million allocated
  - ✓ Includes \$60M annually to Rail Enterprise



# County Transportation Programs

---

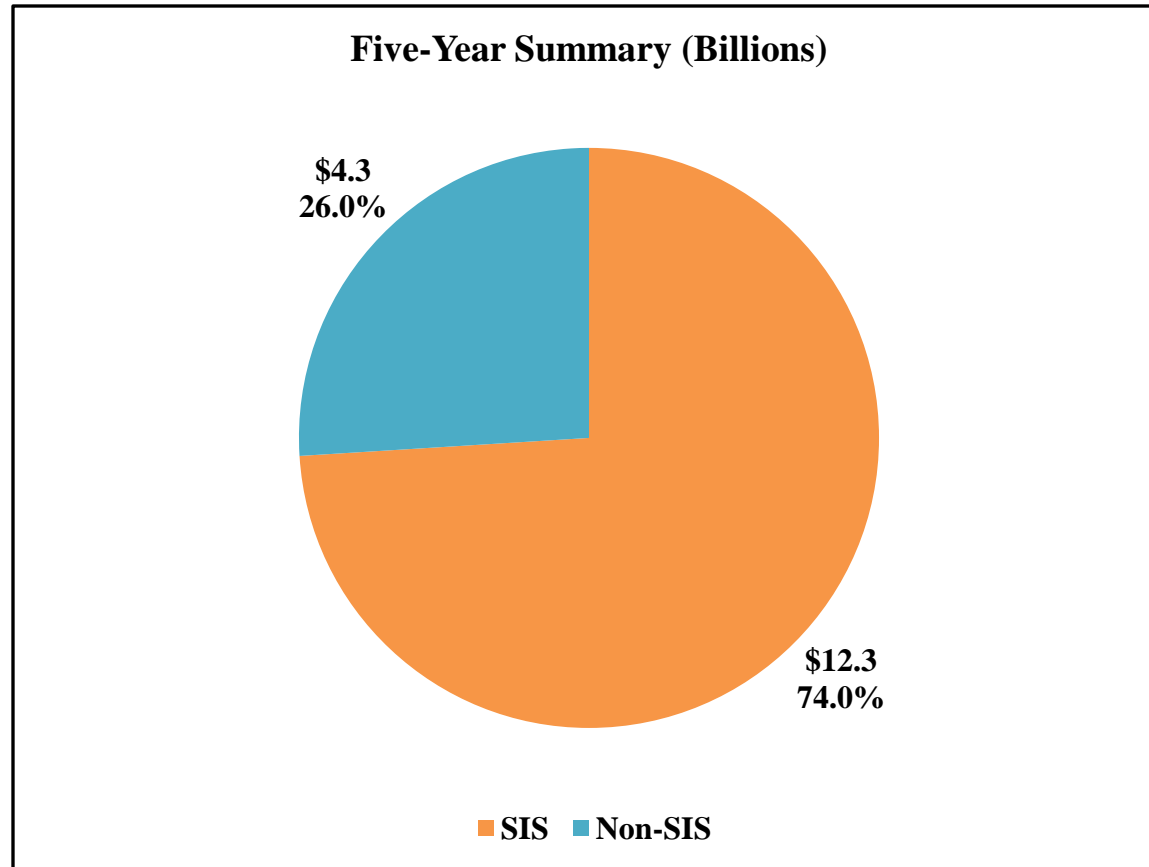
- ◆ **County Incentive Grant Program (CIGP)**  
**\$191.5 million this TWP (\$211.6 million last TWP)**
- ◆ **Small County Outreach Program (SCOP)**  
**\$430.0 million this TWP (\$401.4 million last TWP)**
- ◆ **Small County Road Assistance Program (SCRAP)**  
**\$176.2 million this TWP (\$175.9 last TWP)**



# Annual SIS Assessment

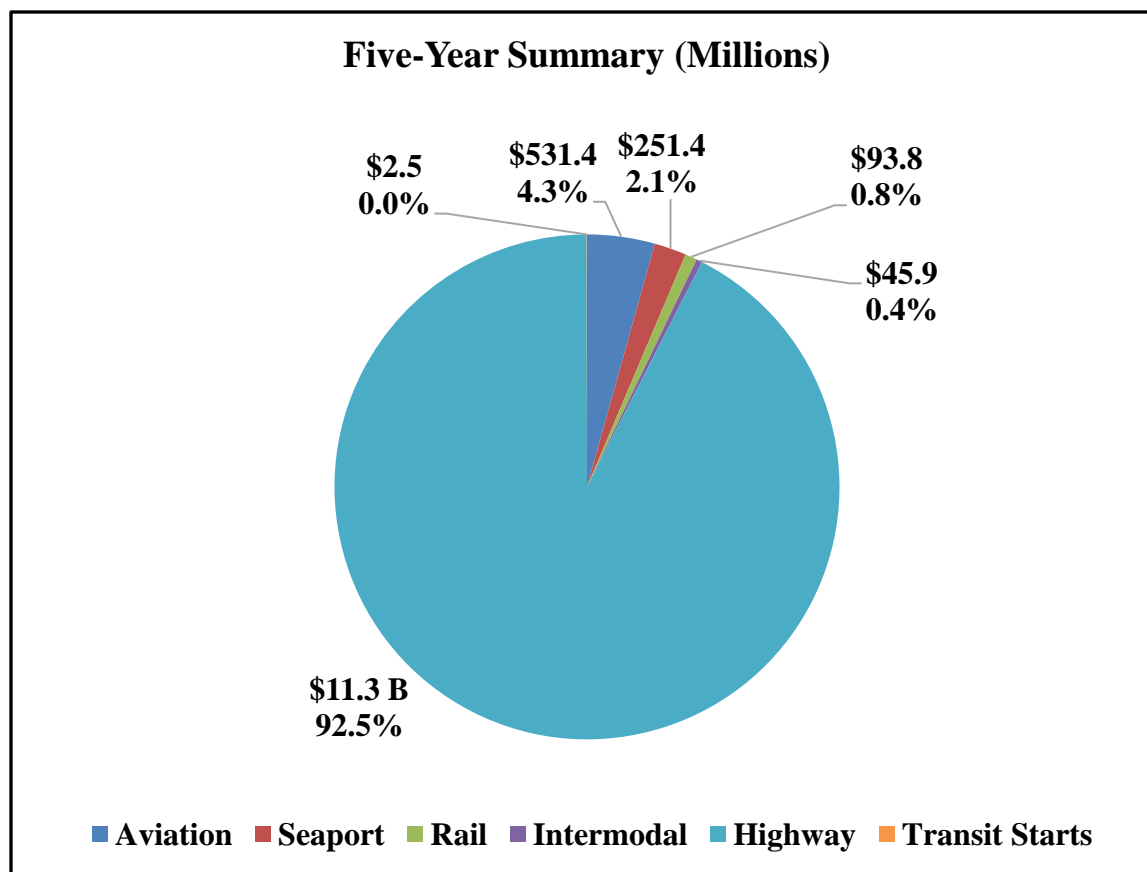
## Total Capacity Improvements: \$16.6 B

---





# SIS Capacity Improvements: \$12.3 B



# Comprehensive Plans Compliance

---

- ◆ **Department of Economic Opportunity confirmed the TWP was consistent with local comprehensive plans by letter dated February 8, 2021.**



# MPO Coordination

---

- ◆ Districts reviewed and acknowledged all comments and requests for reconsideration
- ◆ 22 project changes after public hearings



# Compliance with Laws and Policies

---

- ◆ **The Tentative Work Program for FYs 2021/22 – 2025/26 was developed in compliance with applicable laws and Departmental policies.**





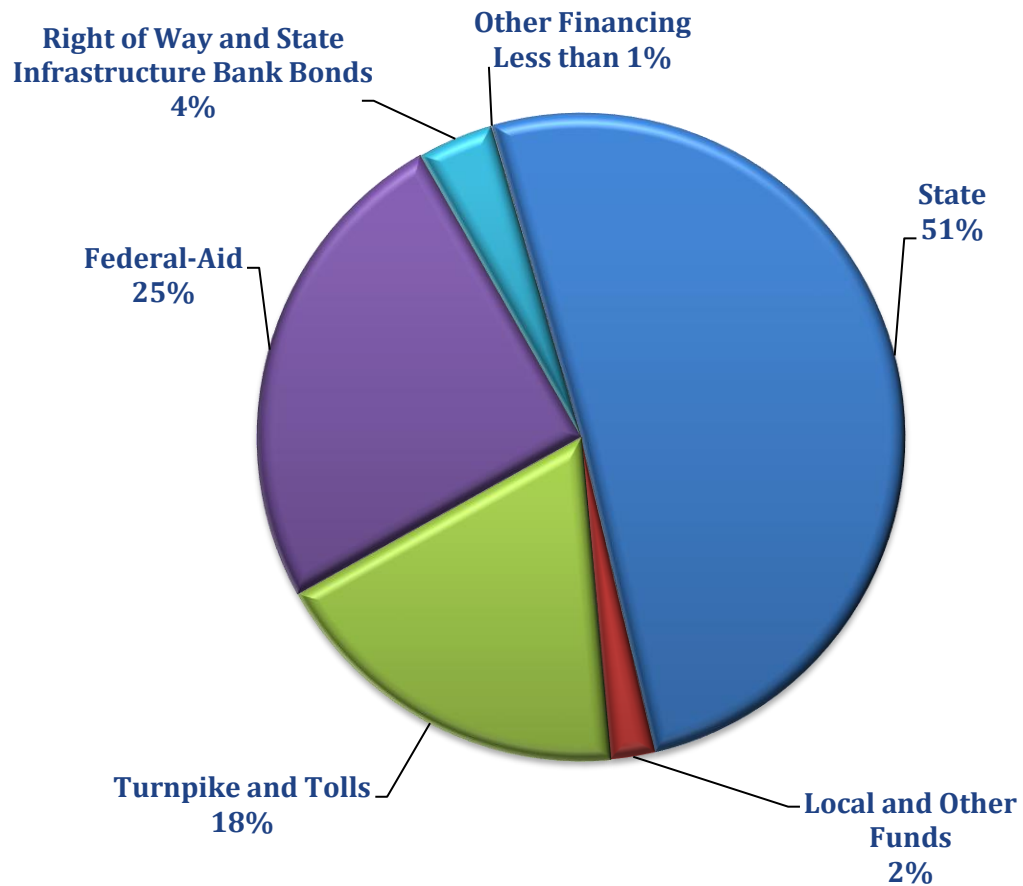
Florida Department of  
**TRANSPORTATION**

# **FLORIDA TRANSPORTATION COMMISSION**

## **SECRETARY'S OVERVIEW OF THE TENTATIVE WORK PROGRAM REVIEW MARCH 1, 2021**

**Kevin J. Thibault, P.E.**  
**Secretary**

# FUNDING BY SOURCE





# 2020 REC PROJECTIONS

## Revenue Estimating Conference Impacts: Aug. 2020 - Dec. 2020 (\$ in millions)

Description	FY 2021	FY 2022	FY 2023	FY 2024	FY 2025	FY 2026	Total
August Transportation REC	(432.2)	(273.8)	(197.7)	(187.6)	(198.9)	(195.6)	<b>(1,485.8)</b>
August GR REC (Doc Stamps)	1.6	25.1	25.0	25.7	25.1	23.9	<b>126.3</b>
December Transportation REC	(14.1)	(20.2)	4.0	21.6	44.0	47.0	<b>82.3</b>
December GR REC (Doc Stamps)	45.5	27.9	29.2	29.8	30.5	17.2	<b>180.1</b>
<b>Total Cash Impact</b>	<b>(399.2)</b>	<b>(241.0)</b>	<b>(139.5)</b>	<b>(110.5)</b>	<b>(99.4)</b>	<b>(107.5)</b>	<b>(1,097.1)</b>

- Actual revenues for the Turnpike and department-owned toll facilities are significantly lower than prior projections and projections are being reduced.



# FLORIDA LEADS BUDGET PROPOSAL

**\$10.4 billion budget**

**\$9.47 billion for the State  
Transportation Work Program**

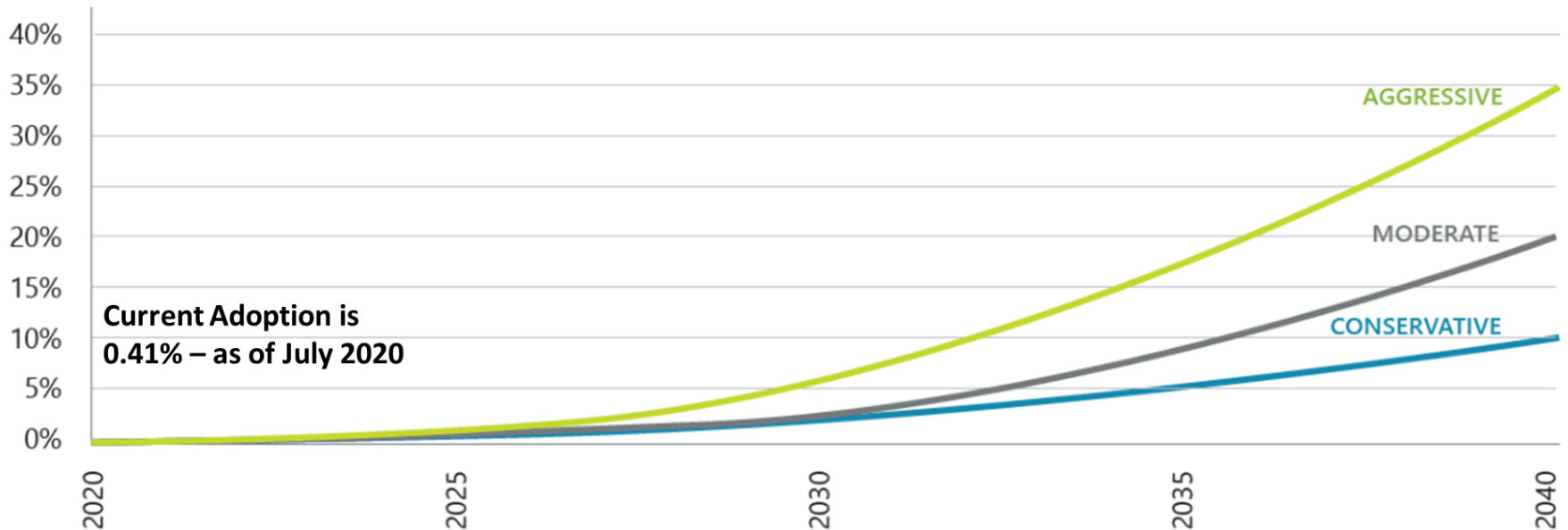
- Infrastructure Capacity
- New Highway Construction
- Bridge Repairs
- Seaport
- Aviation
- Transit Program Improvements
- Safety Initiatives



**\$50 million for the Economic Development  
Transportation Fund, also known as the *Road Fund***



## Projected Electric Vehicle Adoption Rate in Florida





Florida Department of  
**TRANSPORTATION**

**Thank you**  
**Questions?**



# **Florida Transportation Commission's Review Tentative Work Program FYs 2022 to 2026**

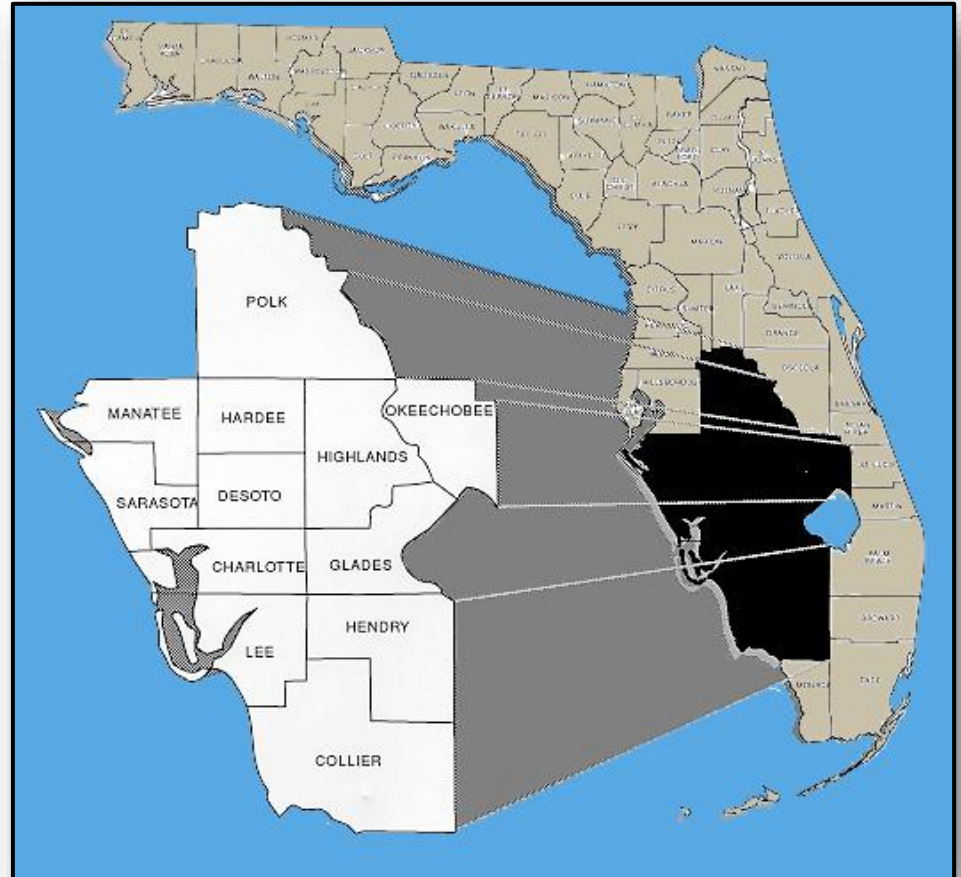
---

**District, Turnpike, Rail presentations**

# DISTRICT 1 - PROGRAM REVIEW



**L. K. Nandam, P.E.**



# DISTRICT 1

## Five Year Work Program - \$3.32B

---

Percent of Statewide Program – 7.1%

---

Stand Alone Safety	\$89.6 M
Resurfacing	\$918.3 M
Bridge Repair & Replacement	\$125.7 M
State Highway System & Other Roads Construction	\$828.9 M
Right of Way Land	\$121.2 M
Product Support Consultants	\$480.5 M
Operations & Maintenance Consultants/Contracts	\$440.9 M
Freight, Logistics & Passenger Operations	\$296.7 M

---

### **Lane Miles**

**Lanes Added – 58**

**Lanes Improved – 2,045**

### **Bridges**

**Repaired - 35**

**Replaced - 7**



# DISTRICT 1 - PROGRAM STABILITY

[Print Entire Package](#)

**FLORIDA DEPARTMENT OF TRANSPORTATION**  
**Stability Report for Florida Transportation Commission**  
***VARIANCE SUMMARY BETWEEN Tentative AND Tentative***  
**District 01**  
**Highways & Bridges and FLP Combined - Excludes Boxes**

**FY: 2022 - 2025**

	<b>4 COMMON YEARS</b>		<b>RESULTS WITHOUT EXTERNAL INFLUENCES</b>	
Category	Count	Percent	Count	Percent
Advances	10	4.07%	10	4.07%
Defers	27	10.98%	27	10.98%
Deletions	10	4.07%	7	2.85%
Moved Out	9	3.66%	9	3.66%
No Changes	190	77.24%	193	78.46%
<b>Totals</b>	<b>246</b>	<b>100.00%</b>	<b>246</b>	<b>100.00%</b>
<b>External Influences</b>			<b>3</b>	<b>1.22%</b>

# **DISTRICT 1**

## **MPO/COUNTY CORRESPONDENCE**

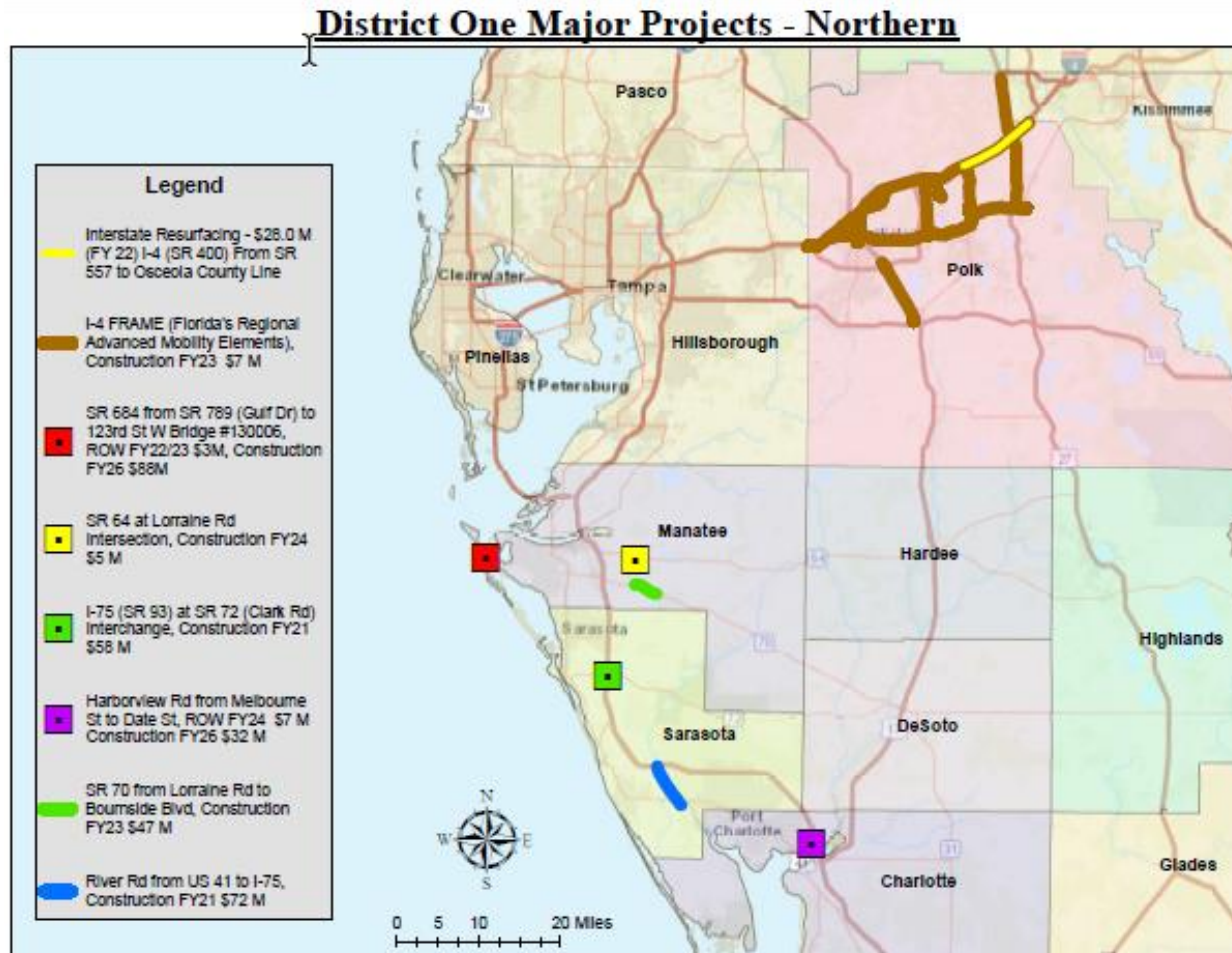
---

### **Tentative FY2022 – FY2026**

- ◆ ePublic Hearing, Face-to-Face, and Virtual meetings  
1/11/2021 – 1/15/2021
  - ✓ Objections – received none
  - ✓ Comments – in review

# DISTRICT 1

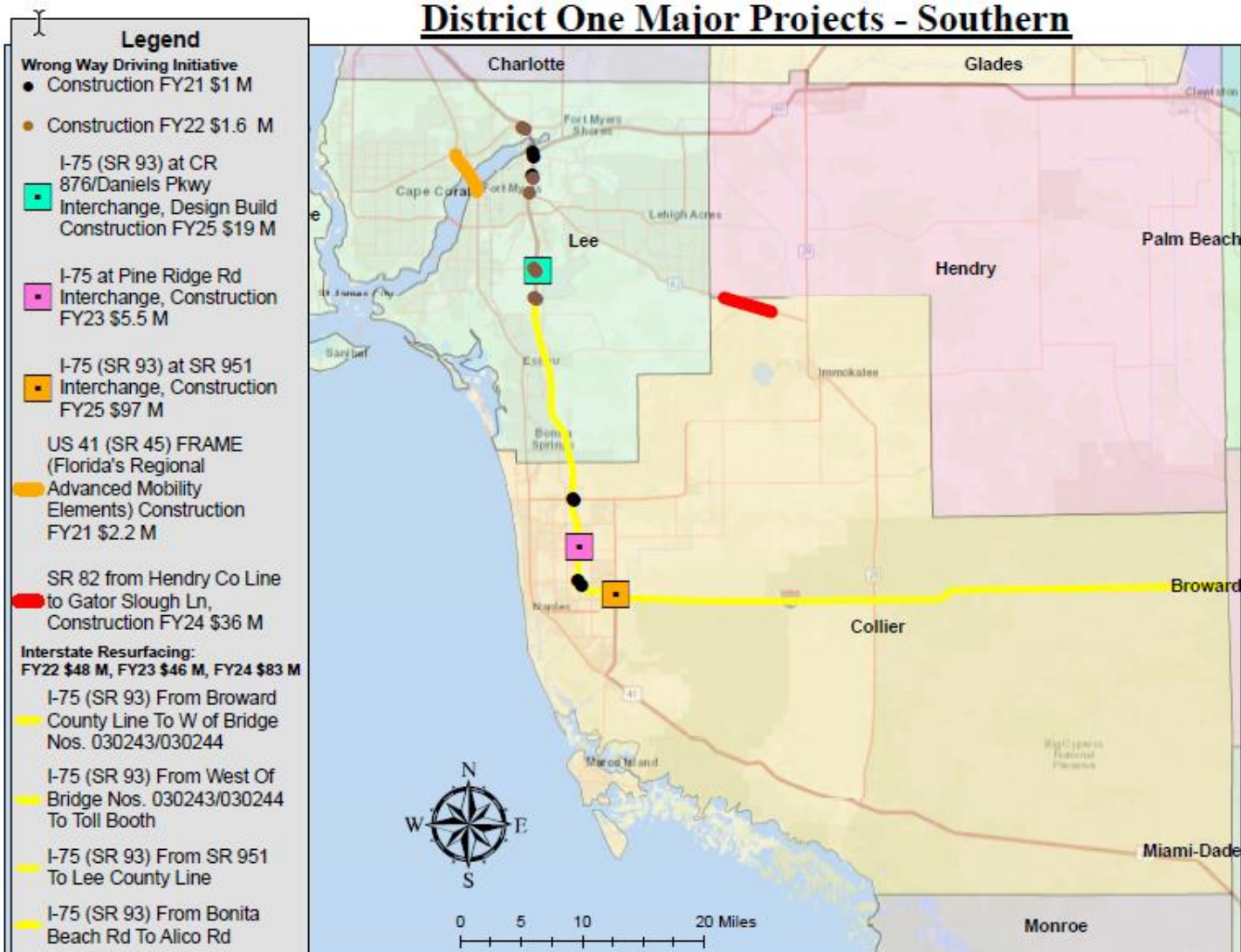
## HIGHLIGHTS OF TWP MAJOR PROJECTS





# DISTRICT 1

## HIGHLIGHTS OF TWP MAJOR PROJECTS



# DISTRICT 1 – ACCOMPLISHMENTS/OPPORTUNITIES

---

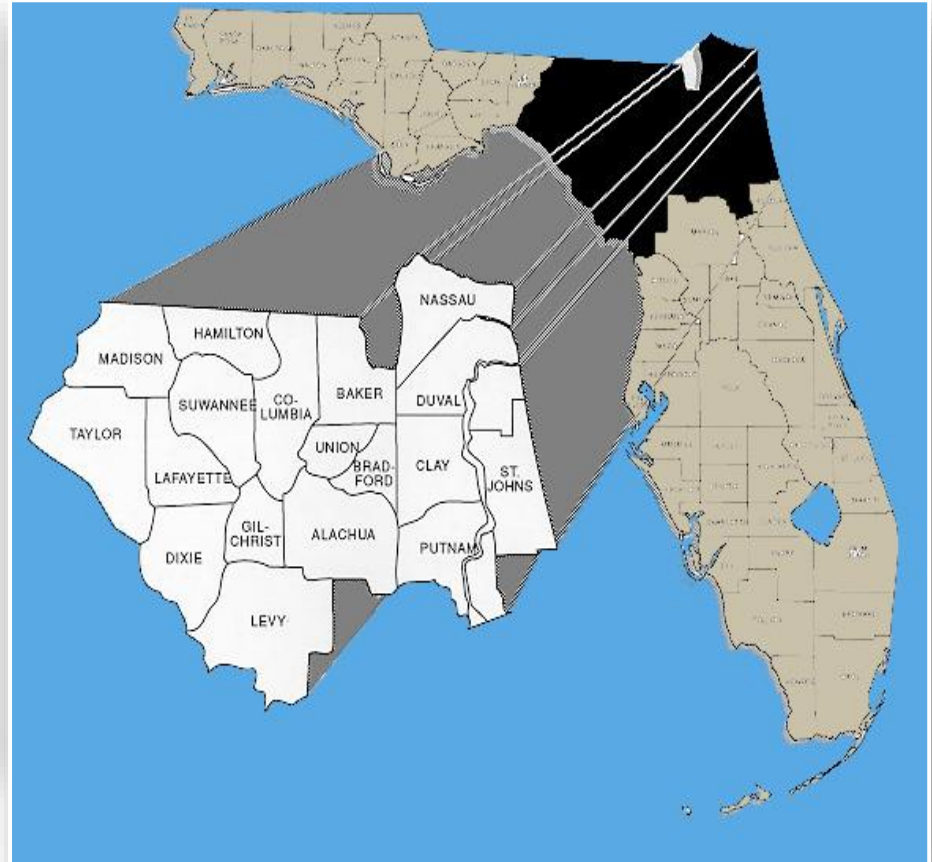
## Recent Awards:

- ◆ SR 80 from Indian Hills Drive to CR 833
  - No. 7 in Road and Bridges Magazine Annual Top Ten Roads for 2020
  
- ◆ SR 82 from Lee Blvd. to Shawnee Rd. (includes Florida's first Continuous Flow Intersection (CFI) (Multiple Award Winner)
  - Southern Association of State Highway and Transportation Officials (SASHTO) – Operations Excellence Award (Medium Category)
  - American Society of Highway Engineers (ASHE) – National Project of the Year (Over \$20 Million)
  - American Council of Engineering Companies (ACEC) – Grand Award for Engineering Excellence
  
- ◆ US 441 from South of NE 304<sup>th</sup> St. to the Osceola County Line
  - Project featured in Roads and Bridges Magazine (July/August 2020 Issue)

# DISTRICT 2 - PROGRAM REVIEW



**Greg Evans, P.E.**



# **DISTRICT 2**

## **Five Year Work Program - \$4.76B**

---

Percent of Statewide Program – 10.3%

---

Stand Alone Safety	\$59.3 M
Resurfacing	\$1.06 B
Bridge Repair & Replacement	\$240.5 M
State Highway System & Other Roads Construction	\$1.78 B
Right of Way Land	\$93.0 M
Product Support Consultants	\$660.2 M
Operations & Maintenance Consultants/Contracts	\$559.8 M
Freight, Logistics & Passenger Operations	\$301.0 M

---

### **Lane Miles**

**Lanes Added – 163**

**Lanes Improved – 2,533**

### **Bridges**

**Repaired - 36**

**Replaced - 17**



# DISTRICT 2 - PROGRAM STABILITY

**FLORIDA DEPARTMENT OF TRANSPORTATION**  
**Stability Report for Florida Transportation Commission**  
***VARLANCE SUMMARY BETWEEN Tentative AND Tentative***  
**District 02**  
Highways & Bridges and FLP Combined - Excludes Boxes

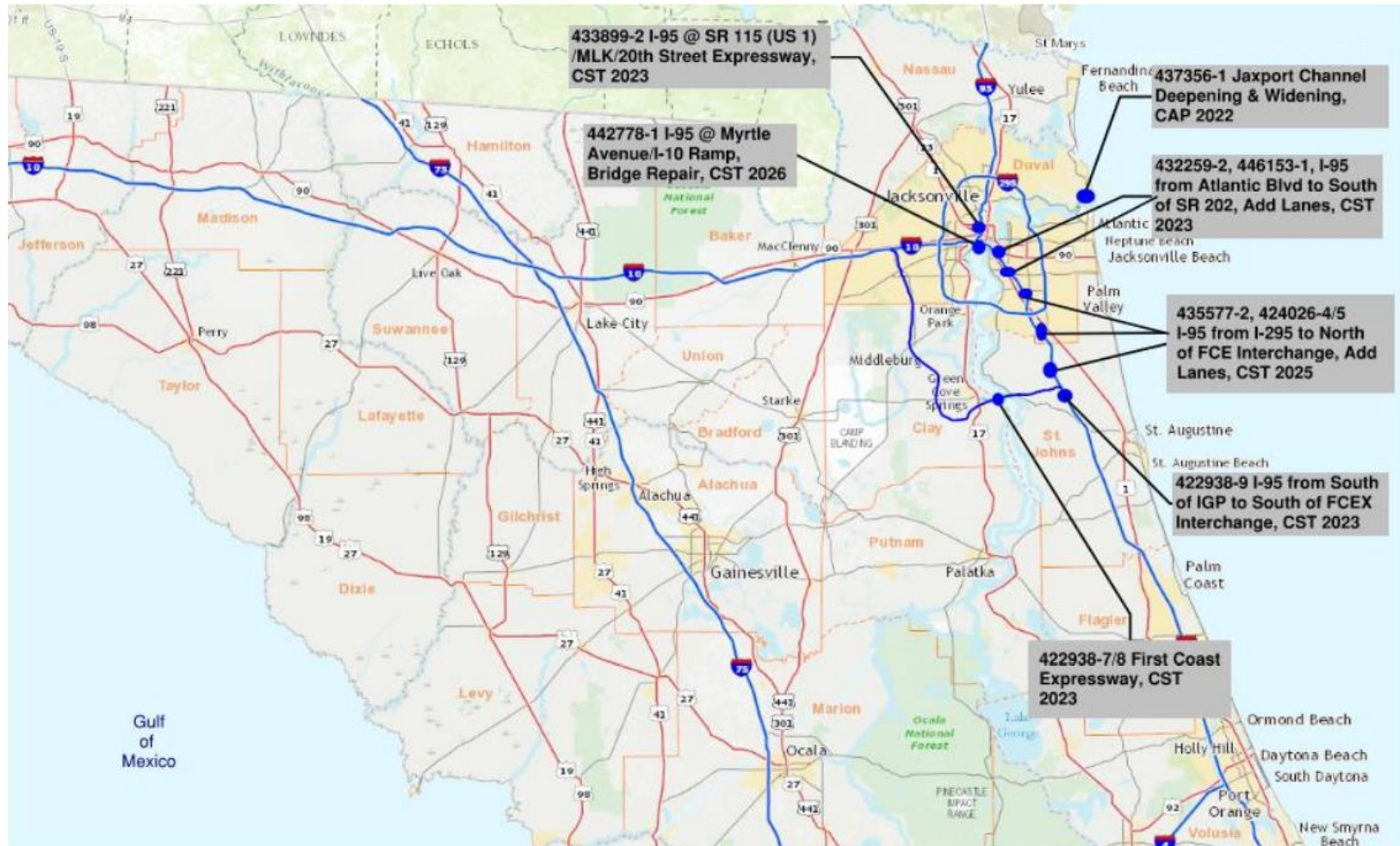
FY: 2022 - 2025

Category	4 COMMON YEARS		RESULTS WITHOUT EXTERNAL INFLUENCES	
	Count	Percent	Count	Percent
Advances	11	4.14%	11	4.14%
Defers	19	7.14%	14	5.26%
Deletions	1	0.38%	0	0.00%
Moved Out	12	4.51%	5	1.88%
No Changes	223	83.83%	236	88.72%
<b>Totals</b>	<b>266</b>	<b>100.00%</b>	<b>266</b>	<b>100.00%</b>
External Influences			13	4.89%



# DISTRICT 2

## HIGHLIGHTS OF TWP MAJOR PROJECTS

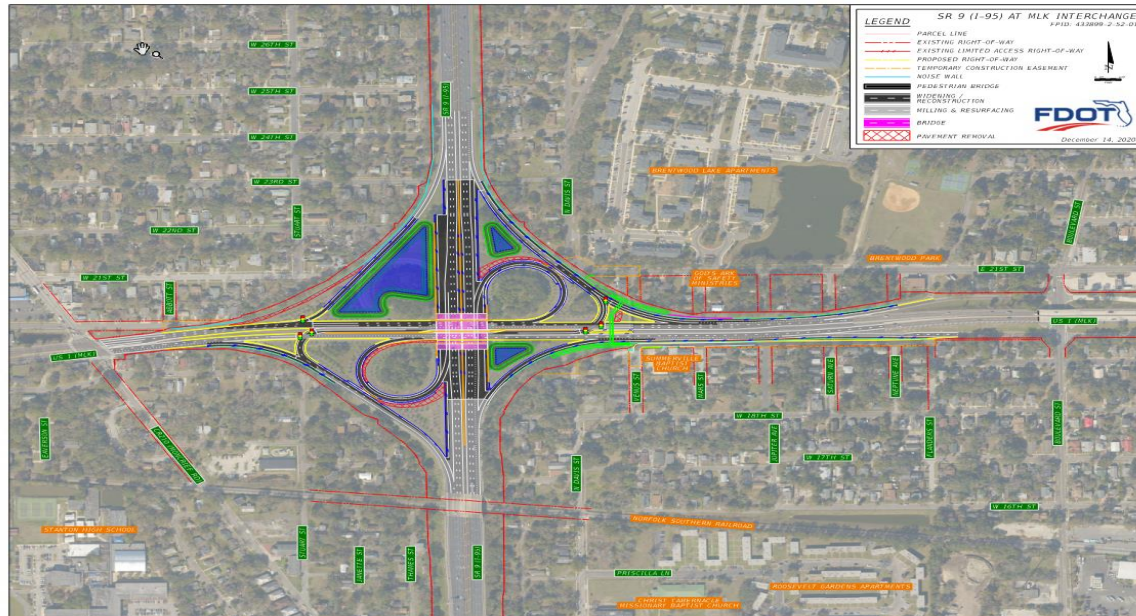


# DISTRICT 2


## HIGHLIGHTS OF TWP MAJOR PROJECTS

**I-95 @ SR115(US1)/ML King/20<sup>th</sup> Street  
Interchange Add Lanes**

**CST, \$43.2M, FY2023 Let**



**Pedestrian Bridge**

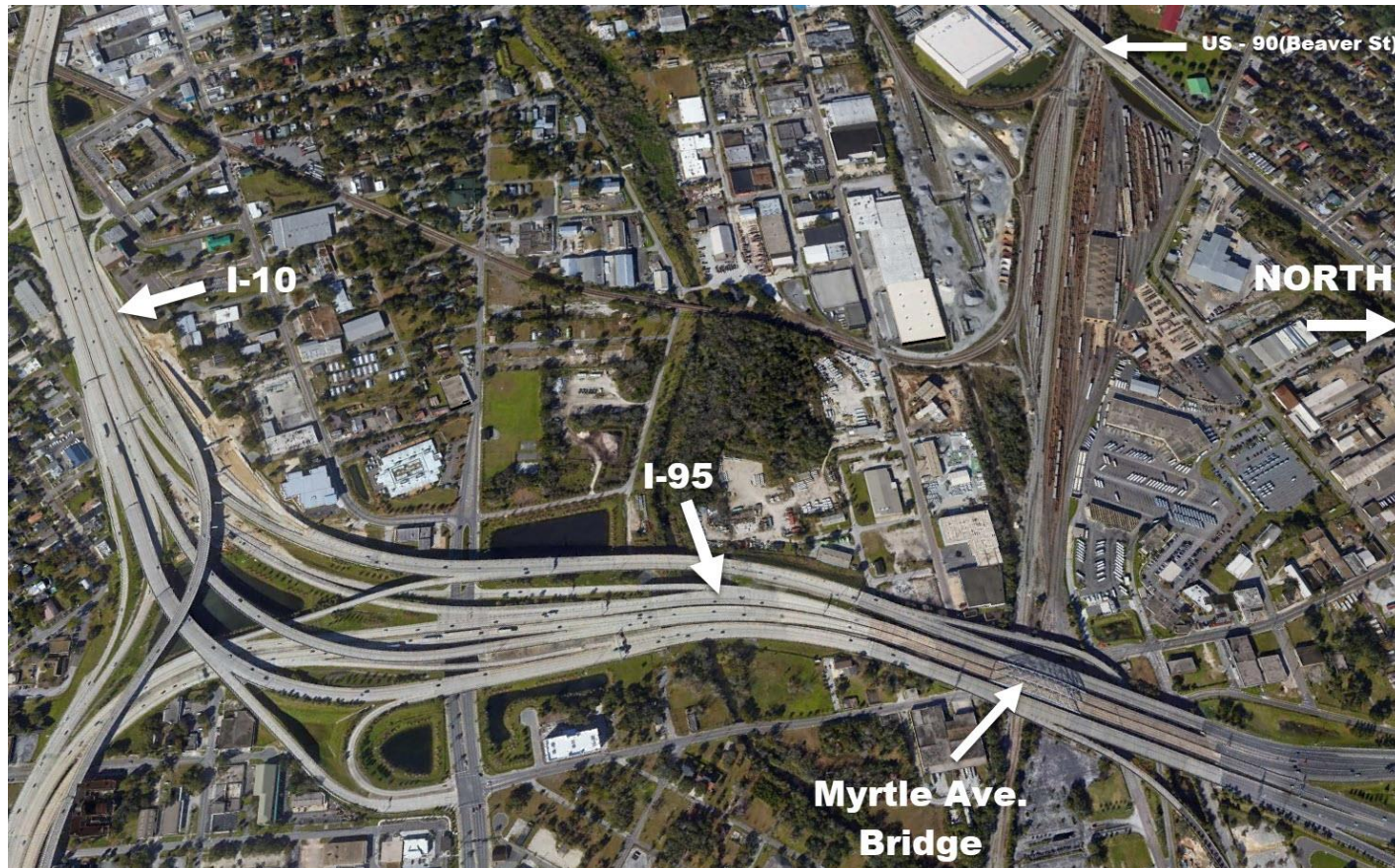




# DISTRICT 2

## HIGHLIGHTS OF TWP MAJOR PROJECTS

**I-95 Myrtle Avenue/I-95/I-10 Ramp Bridge 720163**  
**CST, \$140.8M, FY2026 Let**





# DISTRICT 2

## HIGHLIGHTS OF TWP MAJOR PROJECTS

### I-95 Corridor Improvements



**I-95 from SR202(JTB) to Atlantic Blvd**  
**Add Lanes & Reconstruct**  
CST, \$284.4M, FY2023 Let

**I-95 from Baymeadows Road to S. of SR 202 (JTB)**  
**Add Lanes & Reconstruct**  
CST, \$39.1M, FY2023 Let

**I-95 from I-295 to SR152 (Baymeadows Rd)**  
**Add Lanes & Reconstruct**  
CST, \$106.8M, FY2025 Let

**I-95 from St Johns C/L to I-295**  
**Add Lanes & Reconstruct**  
CST, \$117.6M, FY2025 Let

**I-95 from North of FCE Interchange**  
**to the Duval C/L**  
**Add Lanes & Reconstruct**  
CST, \$182.2M, FY2025 Let

# DISTRICT 2


## HIGHLIGHTS OF TWP MAJOR PROJECTS

### Operational Efficiencies

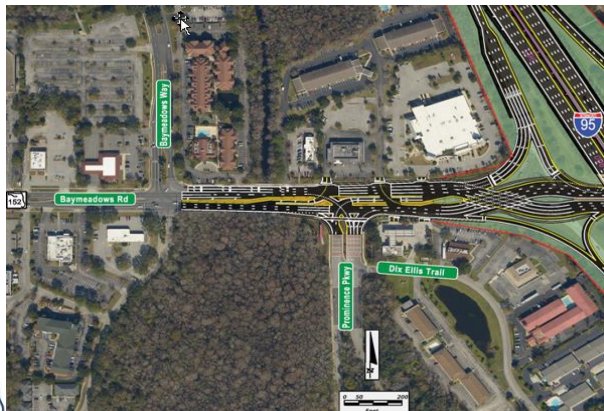
SR202 (JTB) @ Belfort DDI



SR115 (Southside Blvd)  
New Signalized Intersections



SR152 (Baymeadows Rd DDI and  
Arterial Modifications



New Signalized Intersection, NB I-95 Off  
Ramp



# DISTRICT 2

## HIGHLIGHTS OF TWP MAJOR PROJECTS



**SR23(First Coast Expressway)  
from East of CR16A Spur to  
East of CR209  
New Road Construction**

**CST, \$392.0M, FY2023 Let**



**SR23(First Coast Expressway)  
from I-95 to East of CR16A  
Spur  
New Road Construction**

**CST, \$346.4M, FY2023 Let**

**I-95 from South of International  
Golf Parkway to South of SR23  
Interchange  
Add Lanes & Reconstruct**

**CST, \$109.0M, FY2023 Let**





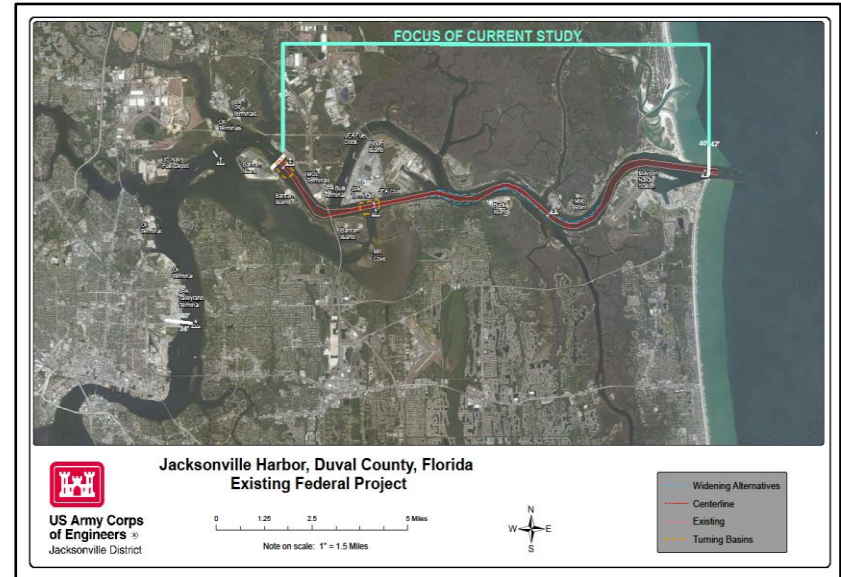
# DISTRICT 2

## HIGHLIGHTS OF TWP MAJOR PROJECTS

### JAXPORT

Channel Deepening & Widening

CST, \$24.7M FY2022



# DISTRICT 2

## HIGHLIGHTS OF TWP MAJOR PROJECTS

---

### ◆ Planned PD&E

- I-295 Corridor (Duval County)
  - I-295(SR9A) @ I-10 Interchange – FY2022
  - I-295(SR9A) from N. of New Kings Rd to S. of the I-95 North Interchange – FY2023
  - I-295(SR9A) from N. of Collins Rd Interchange to N. of Commonwealth – FY2024
  - I-295(SR9A) From N. of Commonwealth to N. of New Kings Road (Duval Co) - FY2025
  
- I-10 Corridor (Duval County)
  - I-10(SR8) from US301 to SR 23 – FY2024
  - I-10(SR8) from SR23 to I-295 – FY2025

# DISTRICT 2 – ACCOMPLISHMENTS/OPPORTUNITIES

---

## ❖ Accomplishments

- First Coast Express
- Managed Express Lanes
- ITS & Road Ranger Deployment
- Accurate Projections of Resurfacing Needs
- P.E. Trainee Experience in Pandemic

## ❖ Opportunities

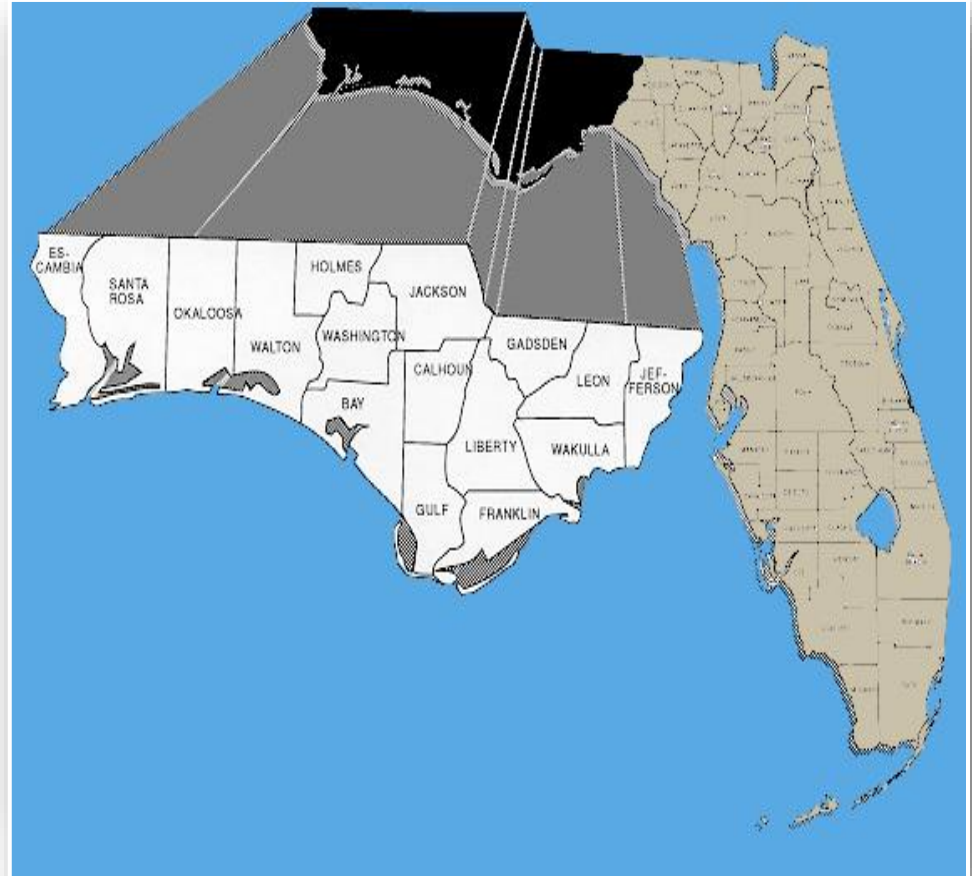
- High Vacancy Rate
- Accountability Methods in Teleworking
- FY '23 Letting, \$1.3B Three Major D/B
- Mental Wellness

# DISTRICT 3 - PROGRAM REVIEW

---



**Phillip Gainer, P.E.**



# **DISTRICT 3**

## **Five Year Work Program - \$3.19B**

---

Percent of Statewide Program – 6.9%

---

Stand Alone Safety	\$45.6 M
Resurfacing	\$864.4 M
Bridge Repair & Replacement	\$420.1 M
State Highway System & Other Roads Construction	\$546.6 M
Right of Way Land	\$164.9 M
Product Support Consultants	\$553.8 M
Operations & Maintenance Consultants/Contracts	\$471.3 M
Freight, Logistics & Passenger Operations	\$122.9 M

---

### **Lane Miles**

**Lanes Added – 32**

**Lanes Improved – 2,062**

### **Bridges**

**Repaired - 14**

**Replaced - 34**





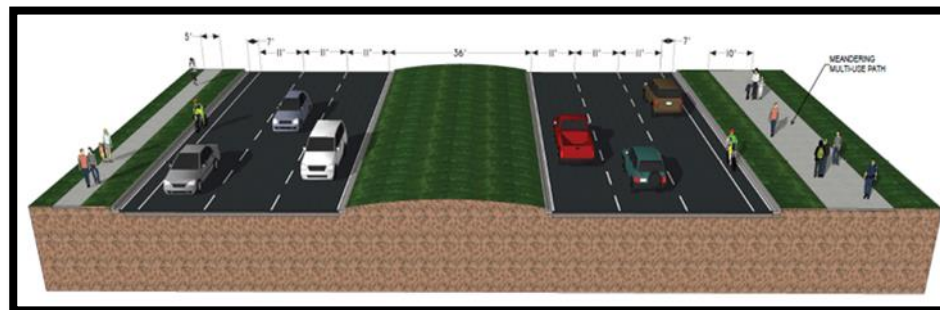
# DISTRICT 3 - PROGRAM STABILITY

**FLORIDA DEPARTMENT OF TRANSPORTATION**  
**Stability Report for Florida Transportation Commission**  
***VARIANCE SUMMARY BETWEEN Tentative AND Tentative***  
**District 03**  
Highways & Bridges and FLP Combined - Excludes Boxes

**FY: 2022 - 2025**

	<b>4 COMMON YEARS</b>		<b>RESULTS WITHOUT EXTERNAL INFLUENCES</b>	
Category	Count	Percent	Count	Percent
Advances	12	4.71%	12	4.71%
Defers	4	1.57%	4	1.57%
Deletions	4	1.57%	1	0.39%
Moved Out	3	1.18%	3	1.18%
No Changes	232	90.98%	235	92.16%
<b>Totals</b>	<b>255</b>	<b>100.00%</b>	<b>255</b>	<b>100.00%</b>
<b>External Influences</b>			<b>3</b>	<b>1.18%</b>

# SR 263 (Capital Circle) from CR 2203 (Springhill Road) to SR 371 (Orange Avenue) 415782-9

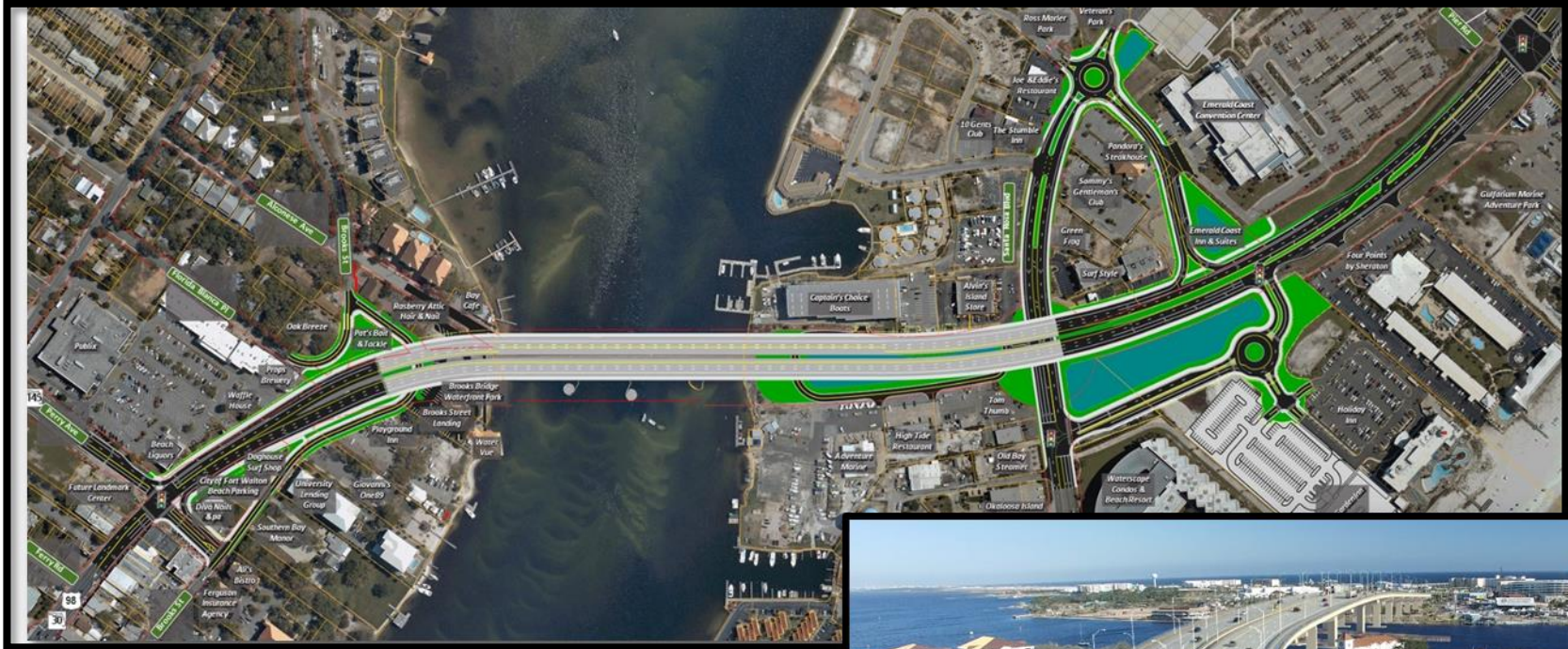


**Add Lanes and  
Reconstruct**

**Tallahassee**



# SR 30 (US 98) Brooks Bridge 415474-2



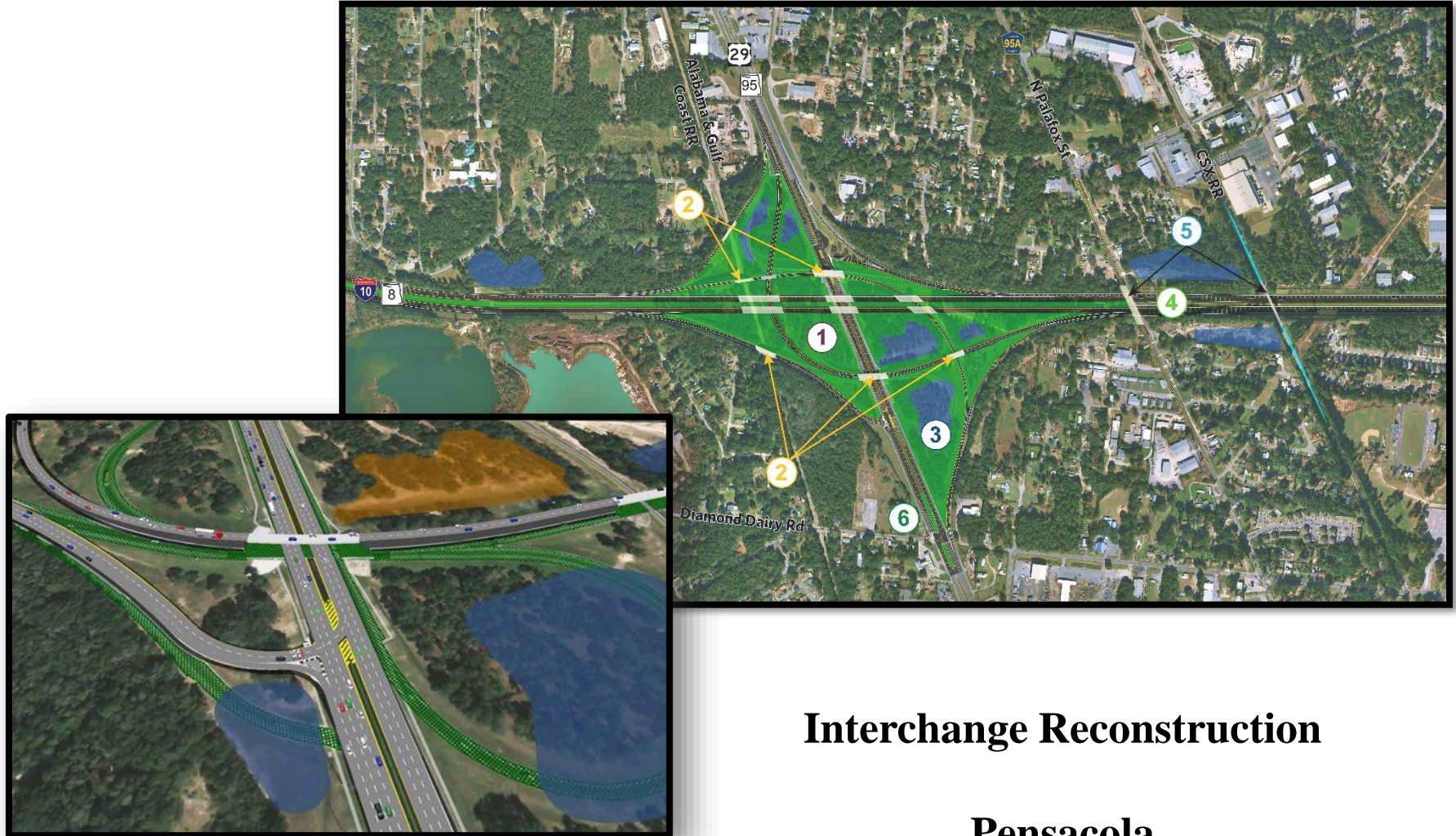
**Bridge Replacement  
Fort Walton Beach**

**Design-Build**





# I-10 Interchange at SR 95 (US 29) 222476-1



**Interchange Reconstruction**

**Pensacola**

# **DISTRICT 3 – ACCOMPLISHMENTS / OPPORTUNITIES**

---

## **Accomplishments –**

- ◆ Adaptable Workforce
- ◆ Partnerships

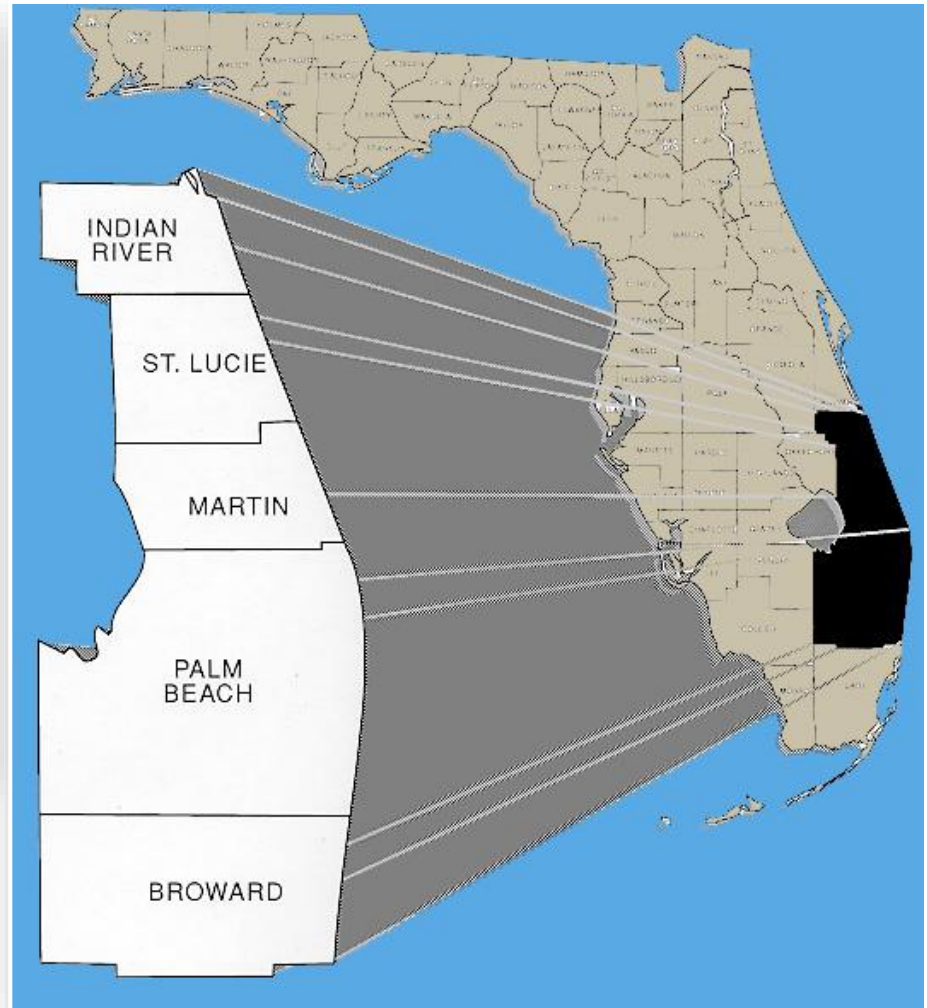
## **Opportunities –**

- ◆ Permits
- ◆ Local Programs
- ◆ Funding

# DISTRICT 4 - PROGRAM REVIEW



**Gerry O'Reilly, P.E.**





# **DISTRICT 4**

## **Five Year Work Program - \$5.31B**

---

Percent of Statewide Program – 11.5%

---

Stand Alone Safety	\$75.6 M
Resurfacing	\$633.0 M
Bridge Repair & Replacement	\$259.8 M
State Highway System & Other Roads Construction	\$2.14 B
Right of Way Land	\$230.0 M
Product Support Consultants	\$771.5 M
Operations & Maintenance Consultants/Contracts	\$661.6 M
Freight, Logistics & Passenger Operations	\$536.1 M

---

### **Lane Miles**

**Lanes Added – 69**

**Lanes Improved – 1,391**

### **Bridges**

**Repaired - 24**

**Replaced - 4**



# DISTRICT 4 - PROGRAM STABILITY

[Print Entire Package](#)

**FLORIDA DEPARTMENT OF TRANSPORTATION**  
**Stability Report for Florida Transportation Commission**  
***VARIANCE SUMMARY BETWEEN Tentative AND Tentative***  
**District 04**  
Highways & Bridges and FLP Combined - Excludes Boxes

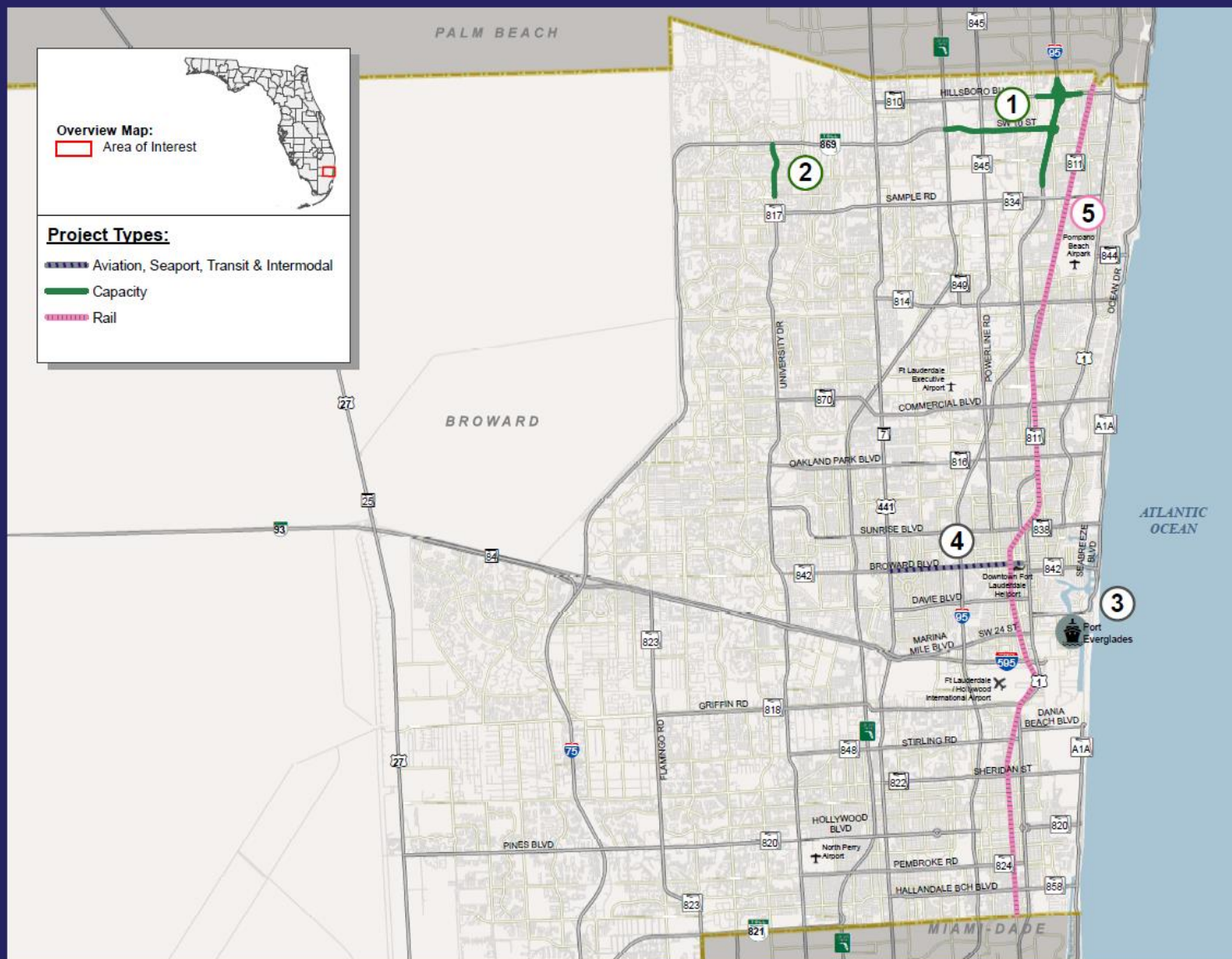
**FY: 2022 - 2025**

Category	4 COMMON YEARS		RESULTS WITHOUT EXTERNAL INFLUENCES	
	Count	Percent	Count	Percent
Advances	9	3.50%	9	3.50%
Defers	20	7.78%	17	6.61%
Deletions	19	7.39%	3	1.17%
Moved Out	4	1.56%	4	1.56%
No Changes	205	79.77%	224	87.16%
<b>Totals</b>	<b>257</b>	<b>100.00%</b>	<b>257</b>	<b>100.00%</b>
<b>External Influences</b>			<b>19</b>	<b>7.39%</b>



# DISTRICT 4

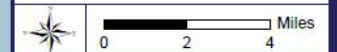
## HIGHLIGHTS OF TWP MAJOR PROJECTS



### DISTRICT 4 TRANSPORTATION IMPROVEMENTS

State of Florida  
Department of Transportation **FDOT**

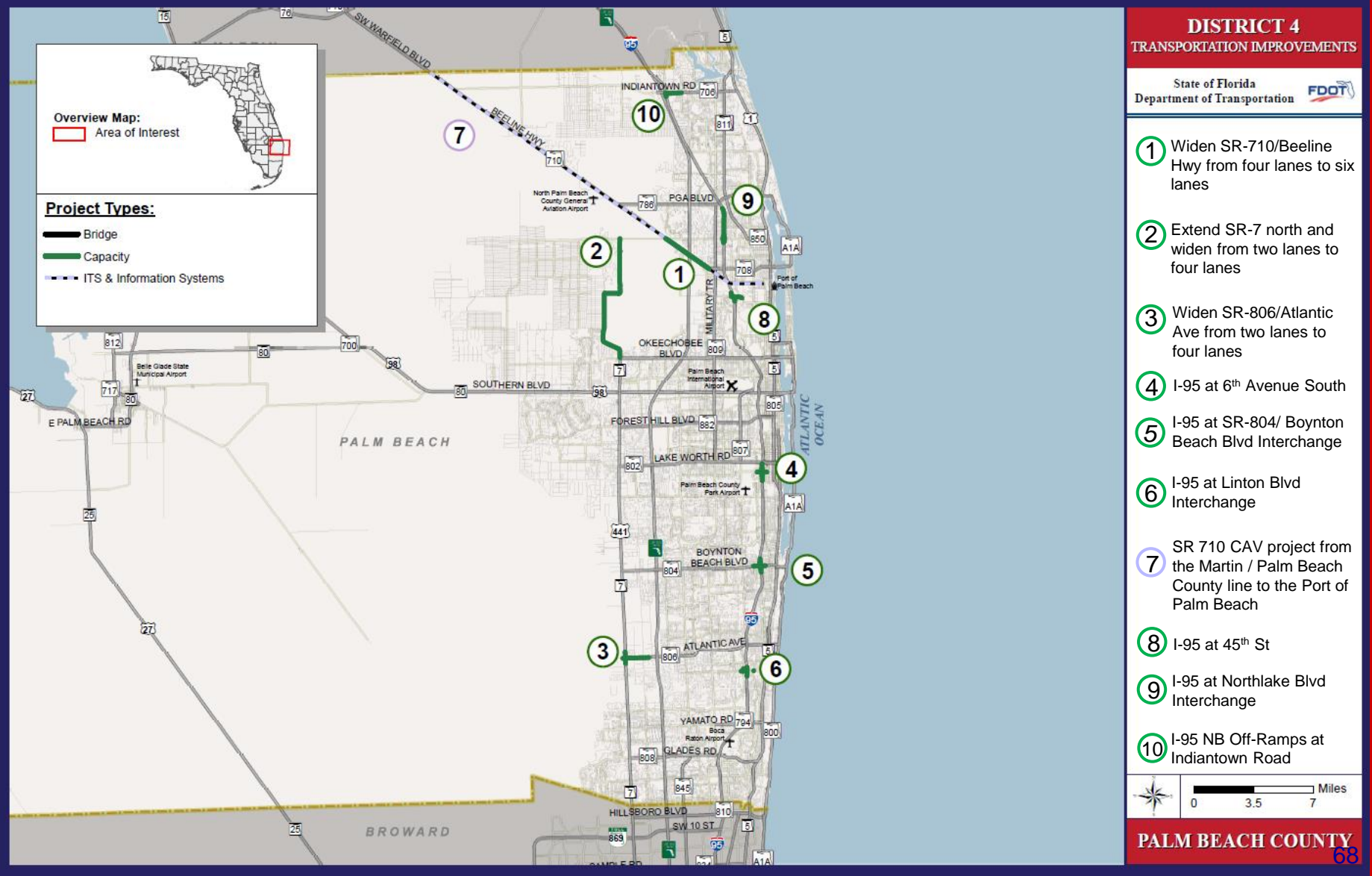
- ① SW 10th St Connector (I-95 Interchange and SR-869/SW 10<sup>th</sup> St capacity improvements)
- ② Widen University Dr from four lanes to six lanes
- ③ Port Everglades modifications for larger ships
- ④ Broward Blvd premium transit study
- ⑤ Broward Commuter Rail



**BROWARD COUNTY**

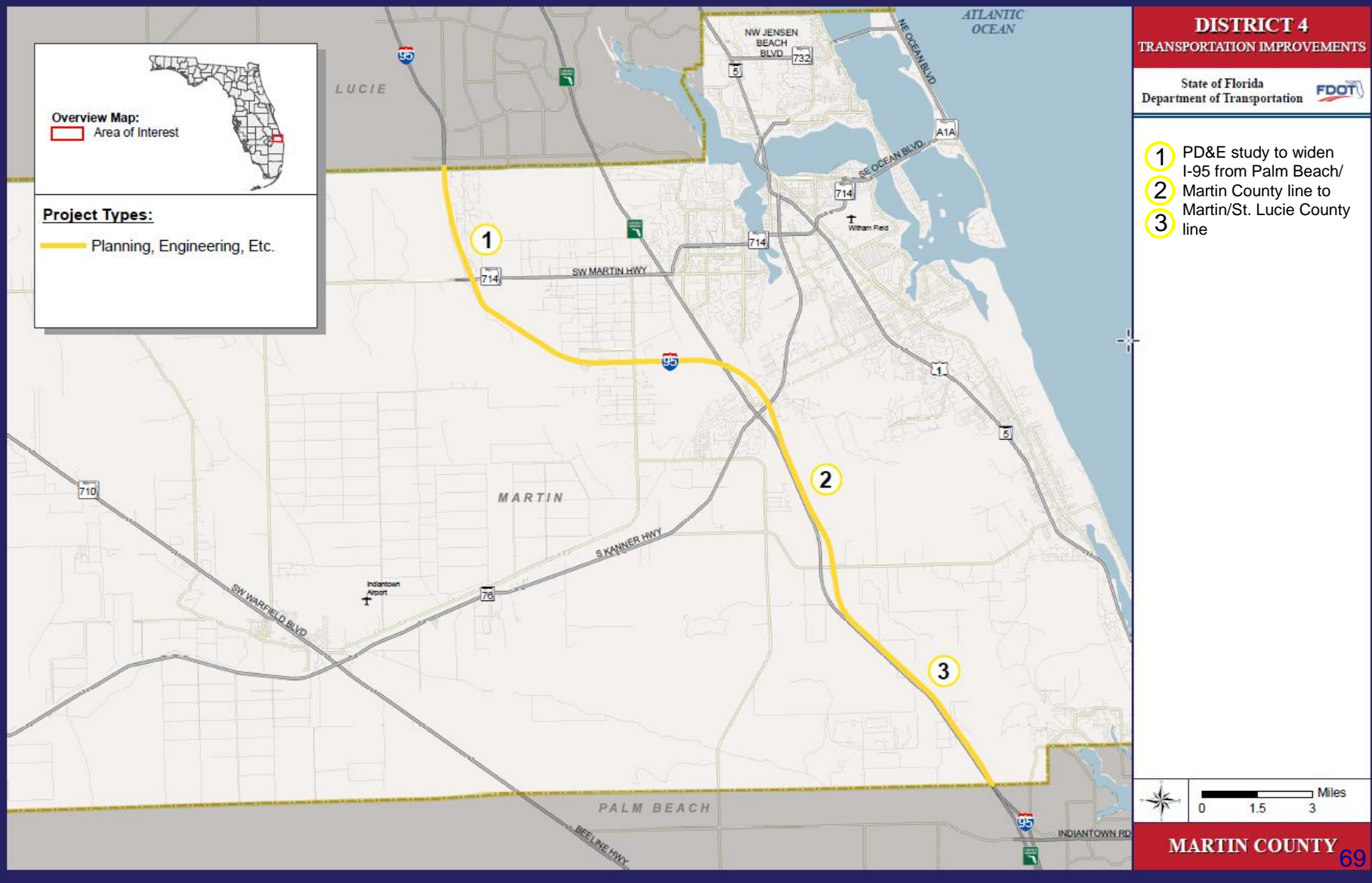
# DISTRICT 4

## HIGHLIGHTS OF TWP MAJOR PROJECTS



# DISTRICT 4

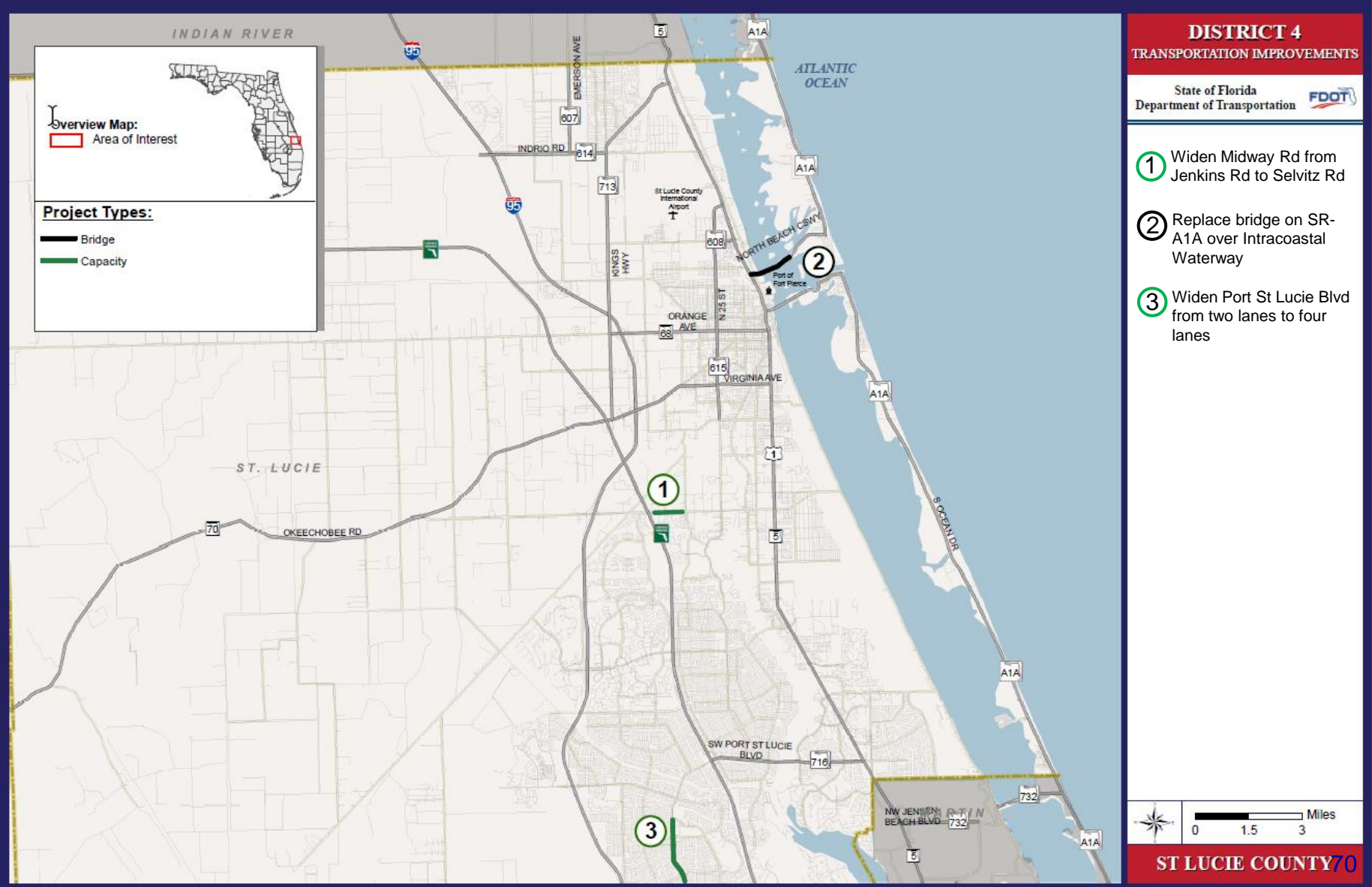
## HIGHLIGHTS OF TWP MAJOR PROJECTS





# DISTRICT 4

## HIGHLIGHTS OF TWP MAJOR PROJECTS





# DISTRICT 4 – ACCOMPLISHMENTS/ OPPORTUNITIES

---

## Challenges:

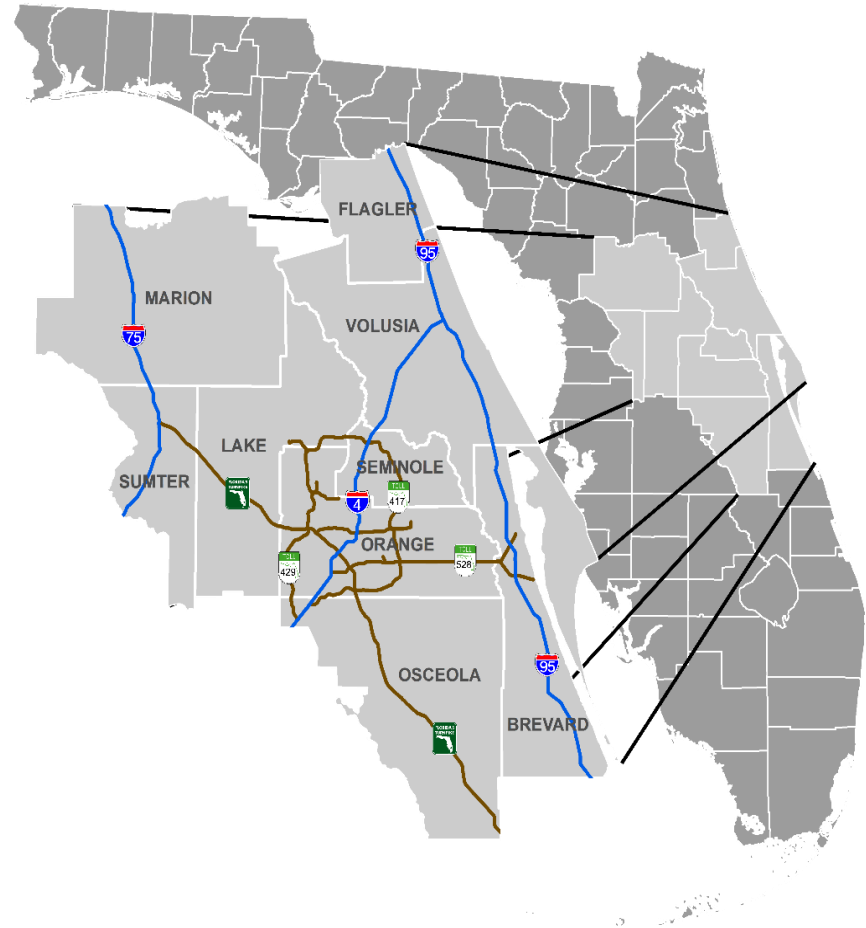
- I-95 Express
  - From SR-870/ Commercial Blvd to SR-808/ Glades Road
- Passenger Rail in South Florida – Mobility
  - Commuter Rail on the FEC Corridor
  - Light Rail on Broward Blvd
- SR-7 Extension Status
- SW 10<sup>TH</sup> Street

# DISTRICT 5 - PROGRAM REVIEW

---



**Jared W. Perdue, P.E.**  
**District 5 Secretary**



# **DISTRICT 5**

## **Five Year Work Program - \$4.93B**

---

Percent of Statewide Program – 10.7%

---

Stand Alone Safety	\$106.4 M
Resurfacing	\$768.5 M
Bridge Repair & Replacement	\$242.2 M
State Highway System & Other Roads Construction	\$1.26 B
Right of Way Land	\$431.3 M
Product Support Consultants	\$700.1 M
Operations & Maintenance Consultants/Contracts	\$701.8 M
Freight, Logistics & Passenger Operations	\$716.4 M

---

### **Lane Miles**

**Lanes Added – 29**

**Lanes Improved – 1,613**

### **Bridges**

**Repaired - 13**

**Replaced - 6**





# DISTRICT 5 - PROGRAM STABILITY

**FLORIDA DEPARTMENT OF TRANSPORTATION**  
**Stability Report for Florida Transportation Commission**  
***VARIANCE SUMMARY BETWEEN Tentative AND Tentative***  
**District 05**  
Highways & Bridges and FLP Combined - Excludes Boxes

**FY: 2022 - 2025**

	4 COMMON YEARS		RESULTS WITHOUT EXTERNAL INFLUENCES	
Category	Count	Percent	Count	Percent
Advances	4	1.87%	4	1.87%
Defers	17	7.94%	8	3.74%
Deletions	3	1.40%	0	0.00%
Moved Out	2	0.93%	0	0.00%
No Changes	188	87.85%	202	94.39%
<b>Totals</b>	<b>214</b>	<b>100.00%</b>	<b>214</b>	<b>100.00%</b>
<b>External Influences</b>			<b>14</b>	<b>6.54%</b>

# DISTRICT 5

## HIGHLIGHTS OF TWP MAJOR PROJECTS

### 435859-3 SR 50

FROM THE HERNANDO /  
SUMTER COUNTY LINE TO E  
OF CR 478A  
PH 52 (FY 22) \$27.1M

### 435859-4 SR 50

FROM E OF CR 478A TO E  
OF THE SUMTER / LAKE  
COUNTY LINE

### 435859-5 SR 50

FROM E OF THE SUMTER /  
LAKE COUNTY LINE TO  
CR 33



# DISTRICT 5

## HIGHLIGHTS OF TWP MAJOR PROJECTS

**447395-1**

SR 500/US 441 Orange Blossom Trail from S of Holden Ave to 34th St.

**PH 52 (FY 22)**

**\$5.8M**





# DISTRICT 5

## HIGHLIGHTS OF TWP MAJOR PROJECTS

441113-1

I-4 (SR 400) AT DARYL  
CARTER PARKWAY  
INTERCHANGE

PH 52 (FY 22)  
\$51.7M



444315-1

I-4 AT SAND LAKE RD  
INTERCHANGE FROM E OF  
SR 528 TO W OF SR 435

PH 52 (FY 22)  
\$154.5M



# DISTRICT 5

## HIGHLIGHTS OF TWP MAJOR PROJECTS

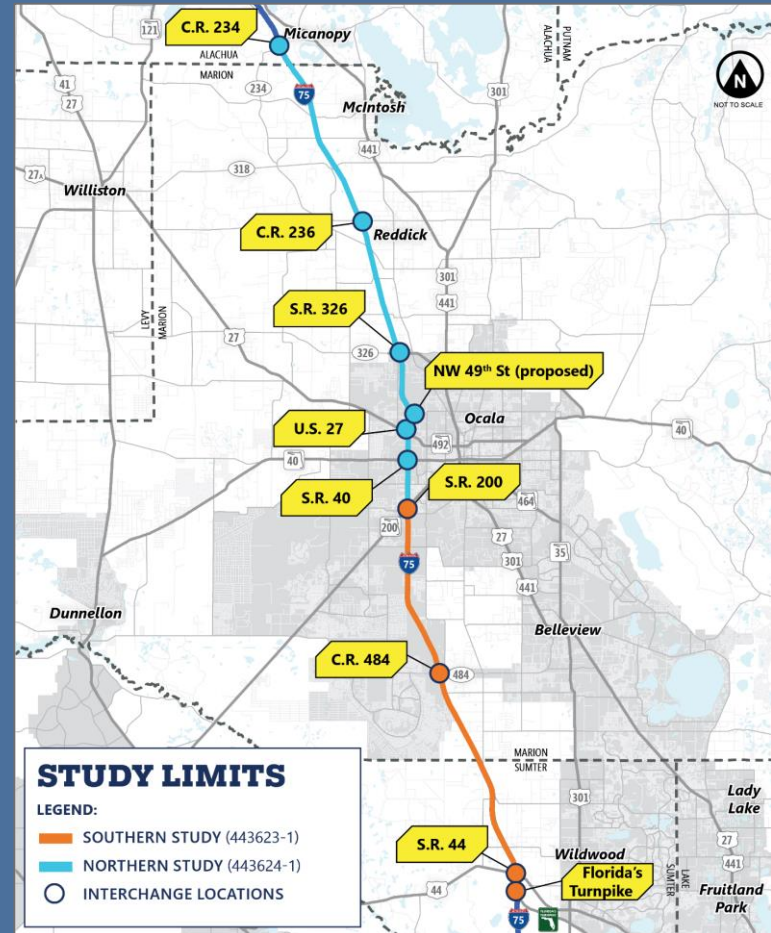
### I-75 PD&E MASTER PLAN

443624-1

I-75 (SR 93) FROM SR 200 TO  
CR 234  
NORTHERN STUDY

443623-1

I-75 (SR 9) FROM TURNPIKE  
(SR 91) TO SR 200  
SOUTHERN STUDY



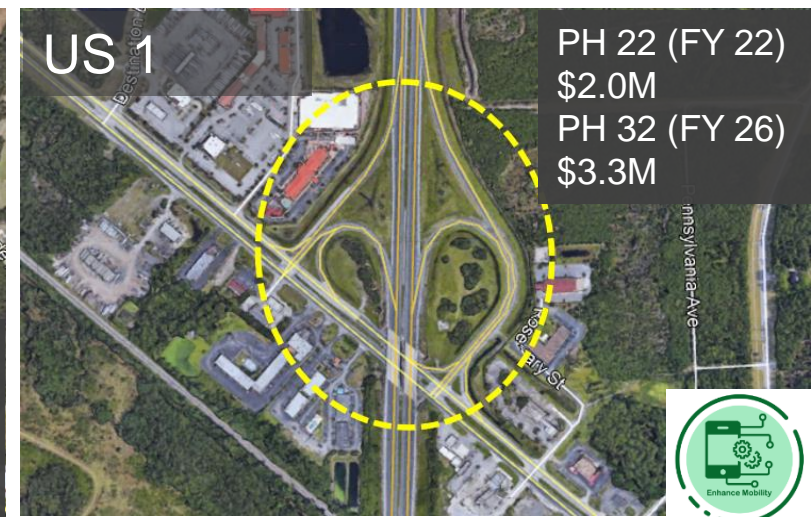
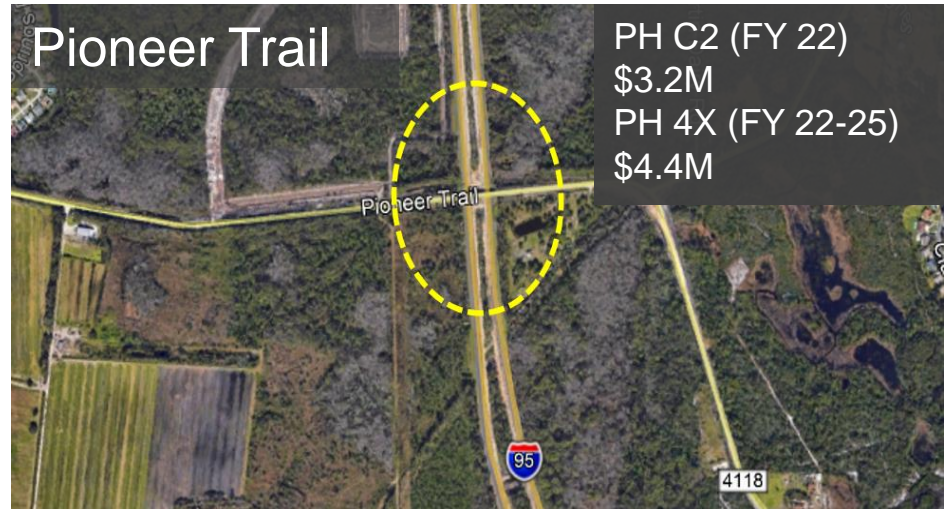


# DISTRICT 5

## HIGHLIGHTS OF TWP MAJOR PROJECTS

### I-95 (SR 9) Interchanges

- Pioneer Trail (436292-1)
- LPGA Blvd (448456-1)
- US 1 (419772-2)








# DISTRICT 5

## HIGHLIGHTS OF TWP MAJOR PROJECTS

**407402-3 SR 528**  
E of SR 524 to E of SR 3  
PH 4X (FY 24-28) \$9.1M

**407402-4 SR 528**  
E of SR 3 to Port Canaveral  
PH 4X (FY 24-27) \$2.5M

**444787-1 SR 401**  
Bridge Replacement  
PH 22 (FY 21) \$2.0M


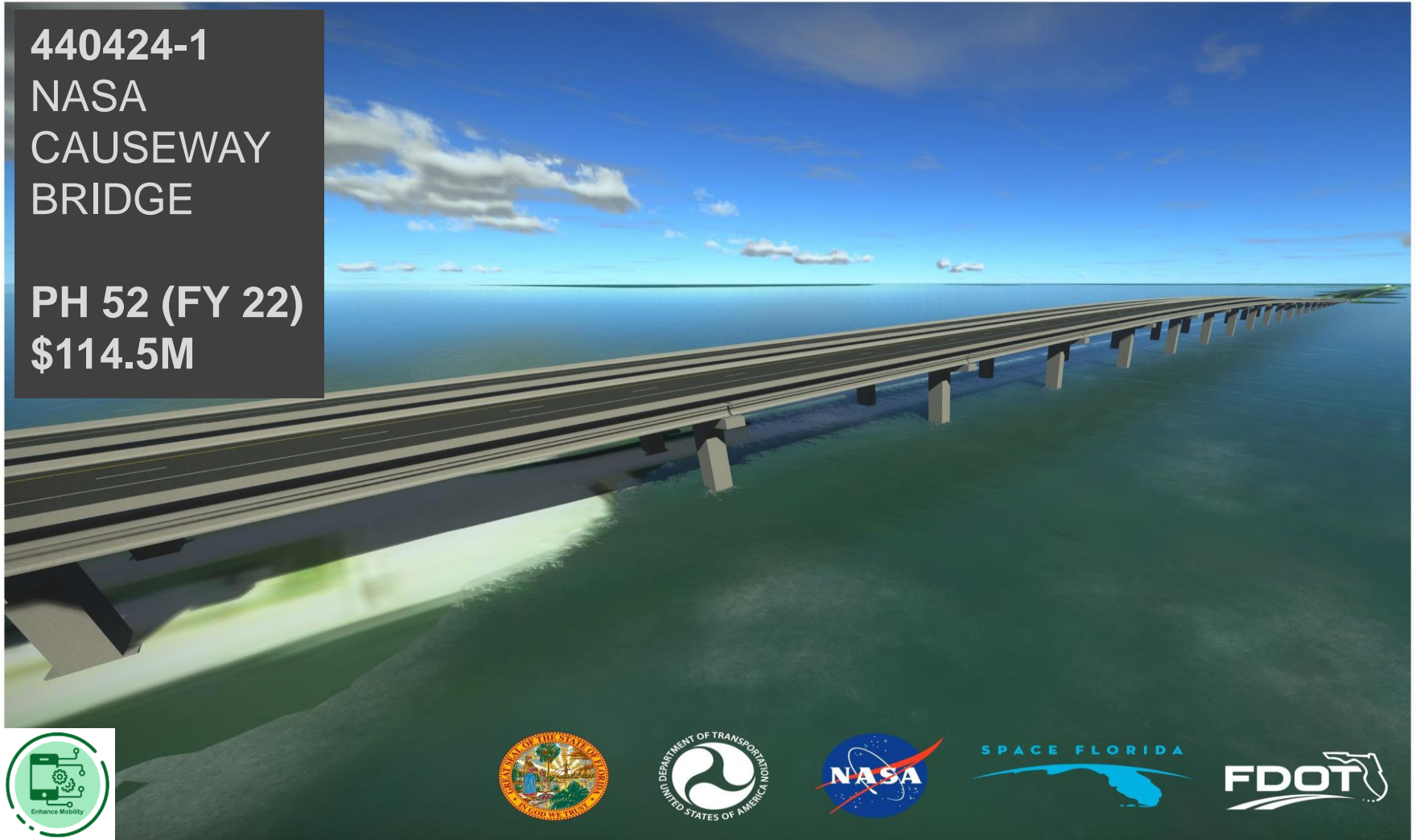


# DISTRICT 5

## HIGHLIGHTS OF TWP MAJOR PROJECTS

440424-1  
NASA  
CAUSEWAY  
BRIDGE


PH 52 (FY 22)  
\$114.5M





# DISTRICT 5


242715-2 I-95 Widening and I-4  
Systems Interchange Reconstruction  
(Volusia County)



426905-3 I-95 New Interchange at St.  
Johns Heritage Parkway SE  
(Brevard County)




440557-5, 6 & 7 SR A1A Flagler  
Beach Reconstruction  
(Flagler County)






# DISTRICT 5


238275-2 & 3 Wekiva 3A & 3B  
US 441 & SR 46  
(Lake County)



407143-4, 5 & 6 Widen and  
Reconstruct SR 482 (Sand Lake Rd)  
I-Drive to CR 423 (JYP)  
(Orange County)




239496-3 SR 423 (JYP) Widening  
SR 50 to Shader Rd  
(Orange County)





# DISTRICT 5

I-4 General Use Lanes (GUL)



# DISTRICT 5

*Streamlining  
Delivery*



*Freight  
Mobility*



*Community  
Focused*



*Central Florida:  
“...adding a  
1,000 residents  
per week ... for  
the last 60  
years.”*

*Talent  
Development*



*Diversifying  
Investments*



*Vital Few*

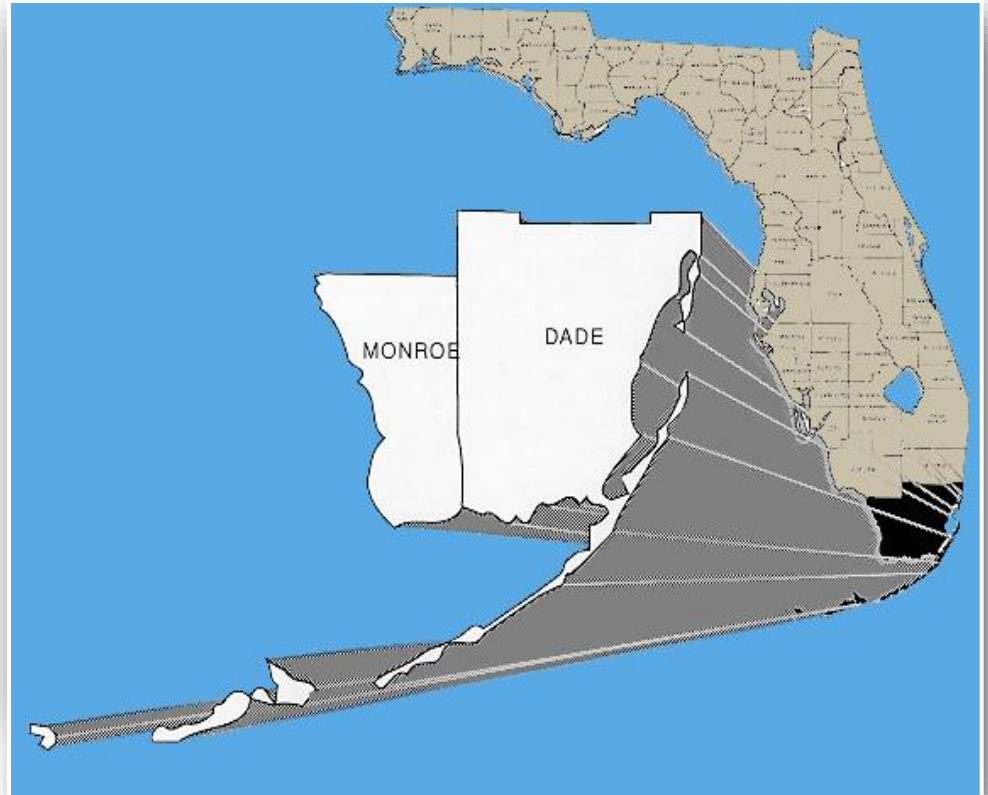


# DISTRICT 6 - PROGRAM REVIEW

---



**James Wolfe, P.E.**





# **DISTRICT 6**

## **Five Year Work Program - \$3.20B**

---

Percent of Statewide Program – 6.9%

---

Stand Alone Safety	\$59.2 M
Resurfacing	\$313.7 M
Bridge Repair & Replacement	\$76.2 M
State Highway System & Other Roads Construction	\$1.09 B
Right of Way Land	\$145.5 M
Product Support Consultants	\$479.3 M
Operations & Maintenance Consultants/Contracts	\$604.7 M
Freight, Logistics & Passenger Operations	\$430.5 M

---

### **Lane Miles**

**Lanes Added – 57**

**Lanes Improved – 574**

### **Bridges**

**Repaired - 25**

**Replaced - 2**



# DISTRICT 6 - PROGRAM STABILITY

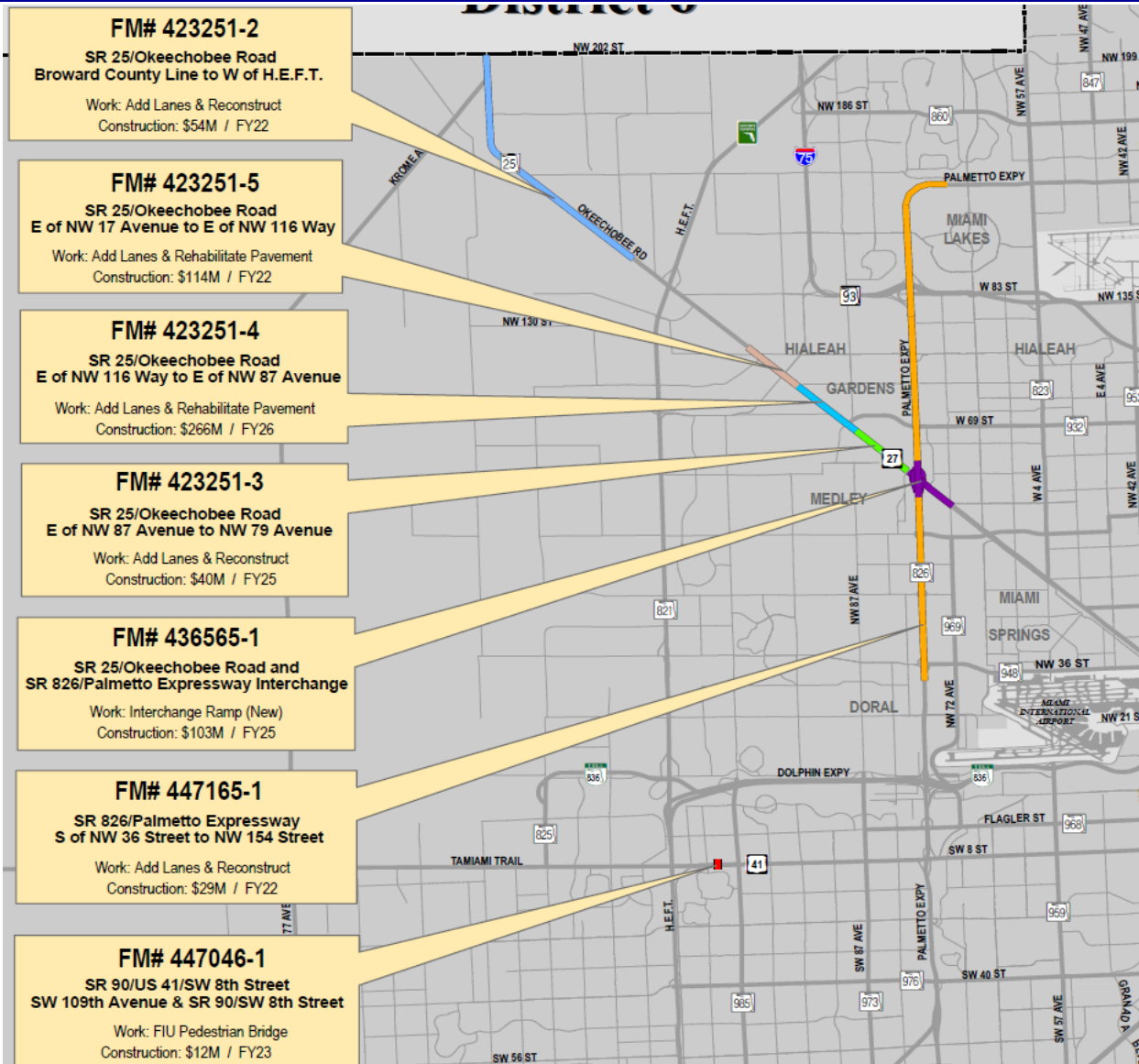
**FLORIDA DEPARTMENT OF TRANSPORTATION**  
**Stability Report for Florida Transportation Commission**  
***VARIANCE SUMMARY BETWEEN Tentative AND Tentative***  
**District 06**  
**Highways & Bridges and FLP Combined - Excludes Boxes**

**FY: 2022 - 2025**

Category	4 COMMON YEARS		RESULTS WITHOUT EXTERNAL INFLUENCES	
	Count	Percent	Count	Percent
Advances	2	1.18%	2	1.18%
Defers	9	5.33%	6	3.55%
Deletions	3	1.78%	0	0.00%
Moved Out	5	2.96%	5	2.96%
No Changes	150	88.76%	156	92.31%
<b>Totals</b>	<b>169</b>	<b>100.00%</b>	<b>169</b>	<b>100.00%</b>
<b>External Influences</b>			<b>6</b>	<b>3.55%</b>

# DISTRICT 6

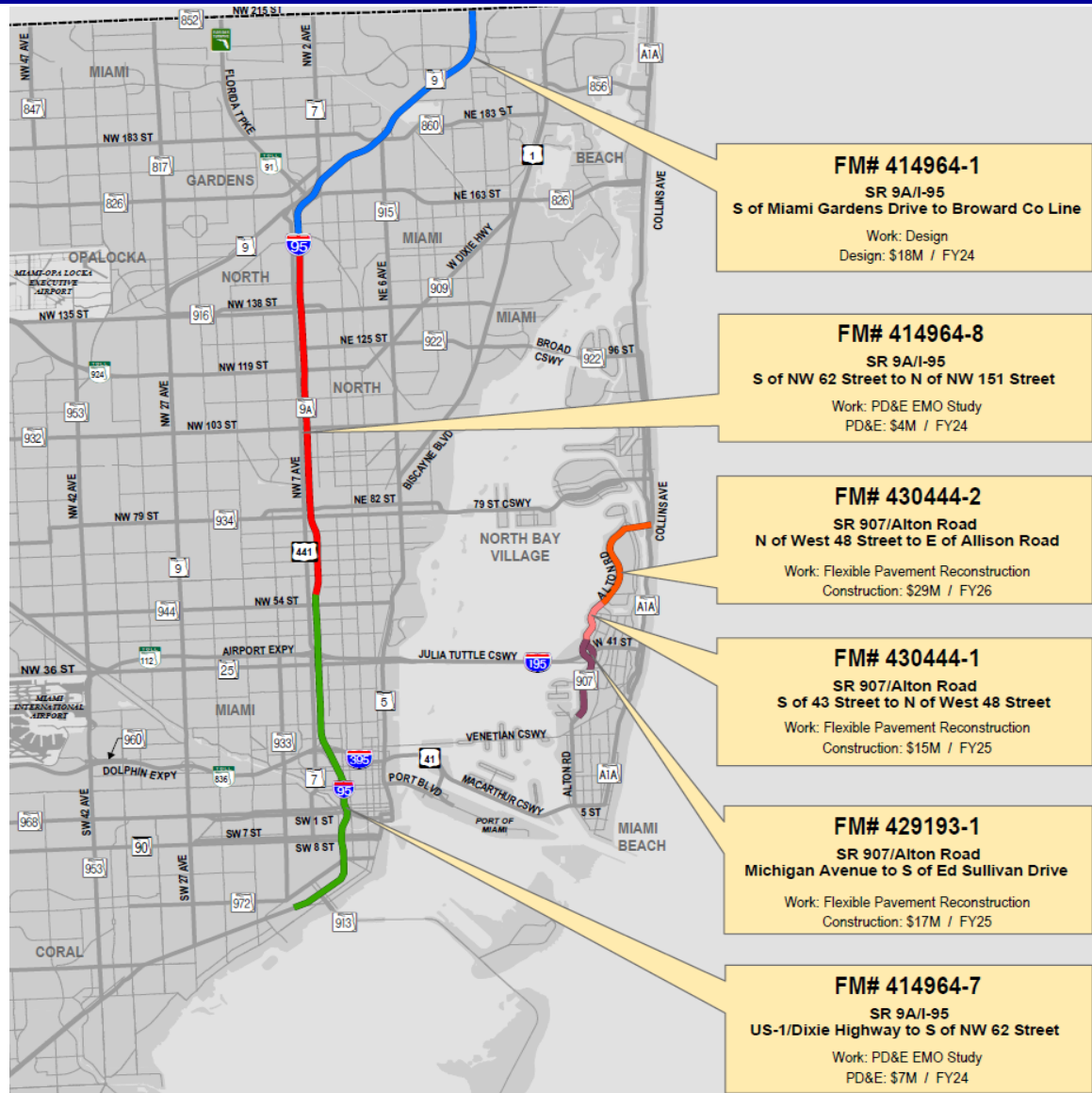
## HIGHLIGHTS OF TWP MAJOR PROJECTS





# DISTRICT 6

## HIGHLIGHTS OF TWP MAJOR PROJECTS



# DISTRICT 6

## HIGHLIGHTS OF TWP MAJOR PROJECTS

### Strategic Miami Area Rapid Transit (SMART) Plan



# DISTRICT 6 – ACCOMPLISHMENTS/OPPORTUNITIES

---

## Accomplishments

- ◆ I-395 Signature Bridge
- ◆ Palmetto Expressway
- ◆ Tamiami Trail

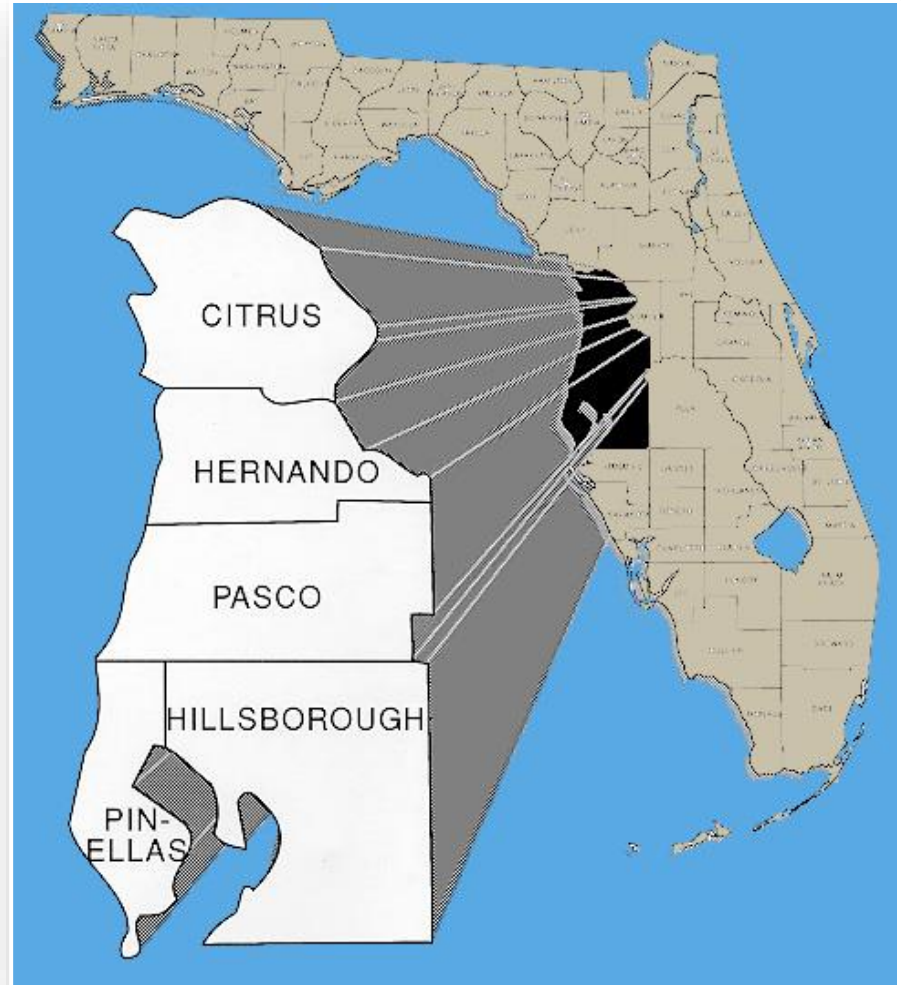
## Opportunities

- ◆ Miami-Dade SMART Plan
  - ✓ Transit Funding
- ◆ Bridges in Monroe County
- ◆ Major Highway Project Funding

# DISTRICT 7 - PROGRAM REVIEW



**David Gwynn, P.E.**



# **DISTRICT 7**

## **Five Year Work Program - \$3.39B**

---

Percent of Statewide Program – 7.3%

---

Stand Alone Safety	\$61.2 M
Resurfacing	\$552.5 M
Bridge Repair & Replacement	\$77.8 M
State Highway System & Other Roads Construction	\$960.9 M
Right of Way Land	\$212.9 M
Product Support Consultants	\$614.5 M
Operations & Maintenance Consultants/Contracts	\$433.7 M
Freight, Logistics & Passenger Operations	\$478.8 M

---

### **Lane Miles**

**Lanes Added – 35**

**Lanes Improved – 1,076**

### **Bridges**

**Repaired - 68**

**Replaced - 3**



# DISTRICT 7 - PROGRAM STABILITY

**FLORIDA DEPARTMENT OF TRANSPORTATION**  
**Stability Report for Florida Transportation Commission**  
***VARIANCE SUMMARY BETWEEN Tentative AND Tentative***  
**District 07**  
**Highways & Bridges and FLP Combined - Excludes Boxes**

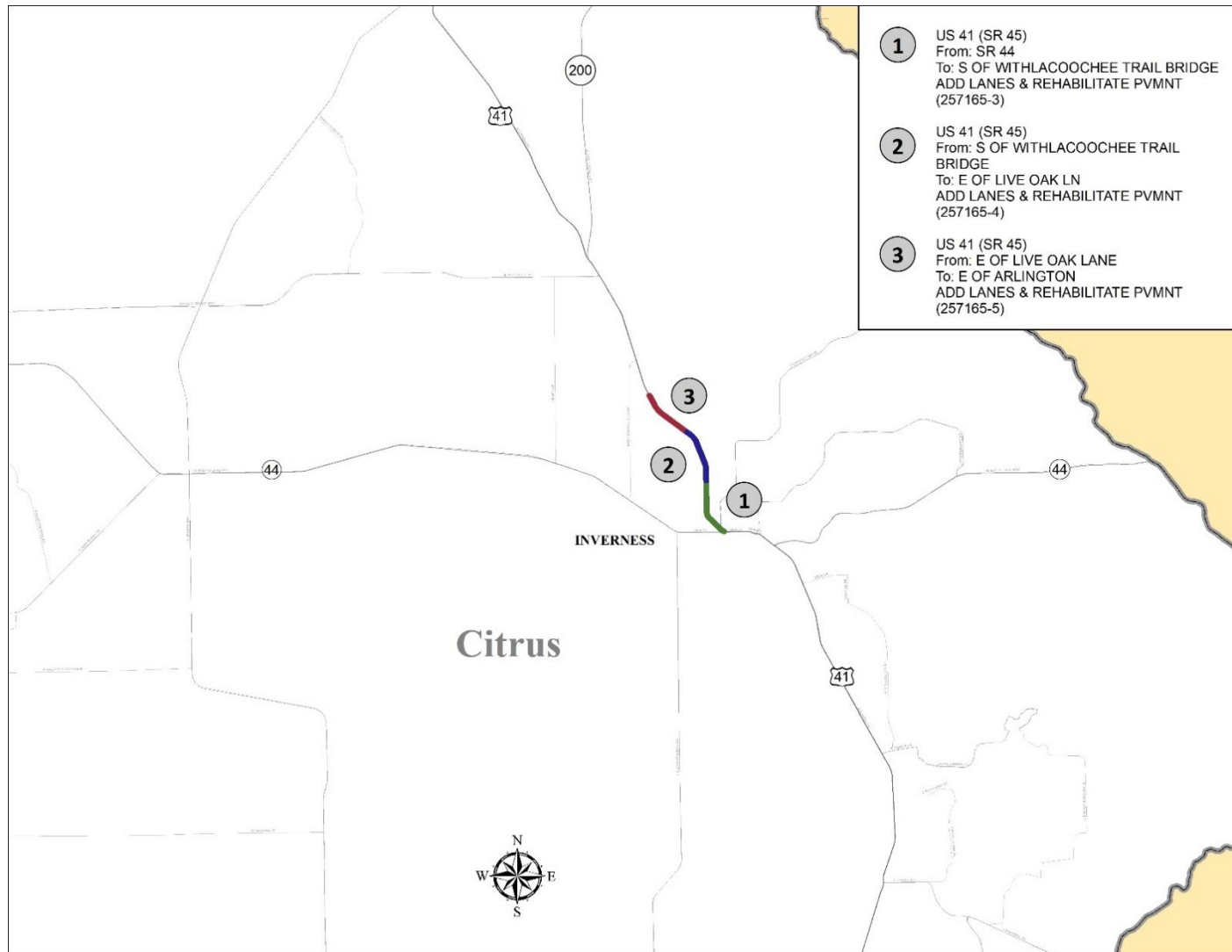
FY: 2022 - 2025

Category	4 COMMON YEARS		RESULTS WITHOUT EXTERNAL INFLUENCES	
	Count	Percent	Count	Percent
Advances	8	3.64%	8	3.64%
Defers	8	3.64%	5	2.27%
Deletions	3	1.36%	0	0.00%
Moved Out	4	1.82%	2	0.91%
No Changes	197	89.55%	205	93.18%
<b>Totals</b>	<b>220</b>	<b>100.00%</b>	<b>220</b>	<b>100.00%</b>
External Influences			8	3.64%



# DISTRICT 7

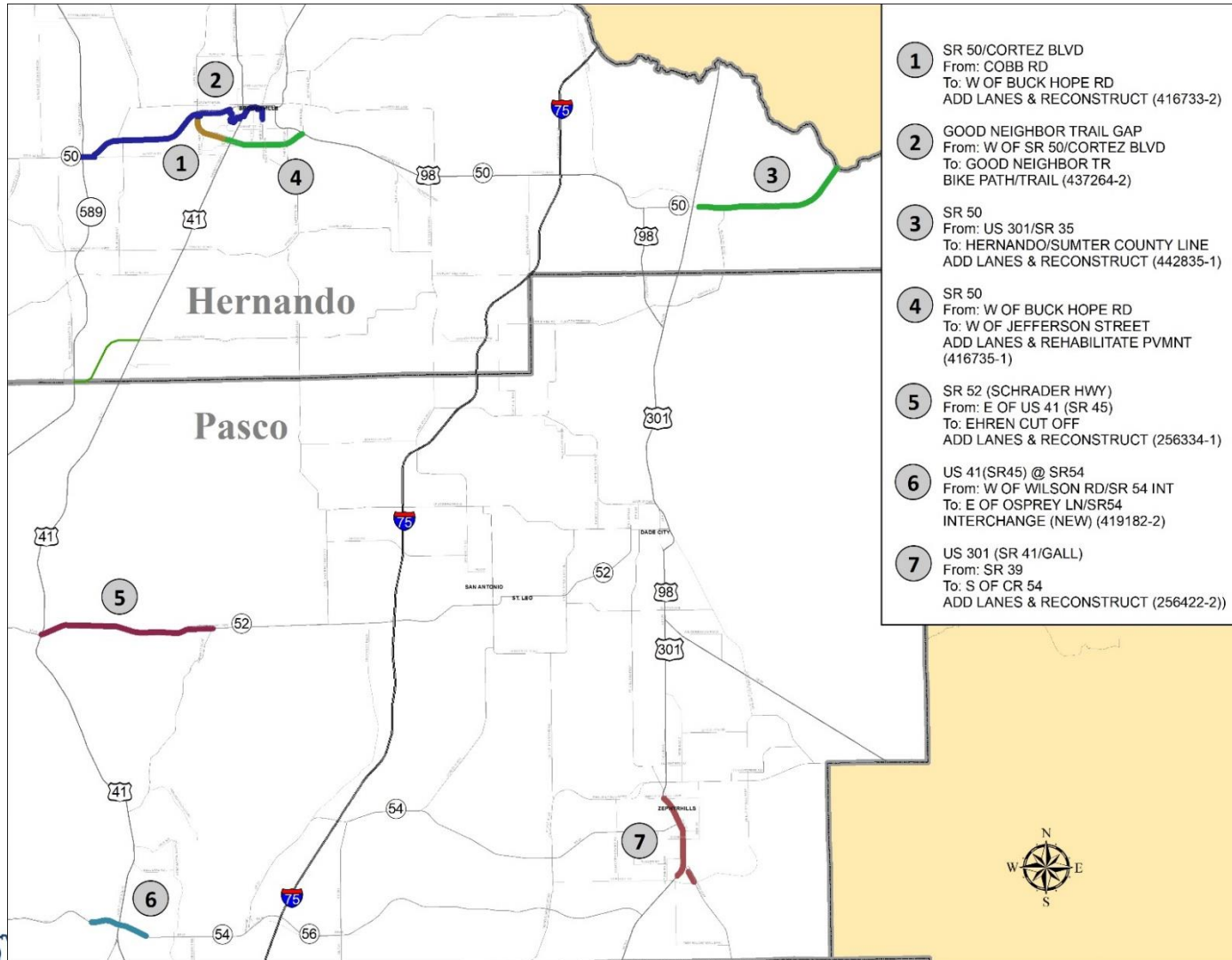
## HIGHLIGHTS OF TWP MAJOR PROJECTS



Citrus  
County

# DISTRICT 7

## HIGHLIGHTS OF TWP MAJOR PROJECTS



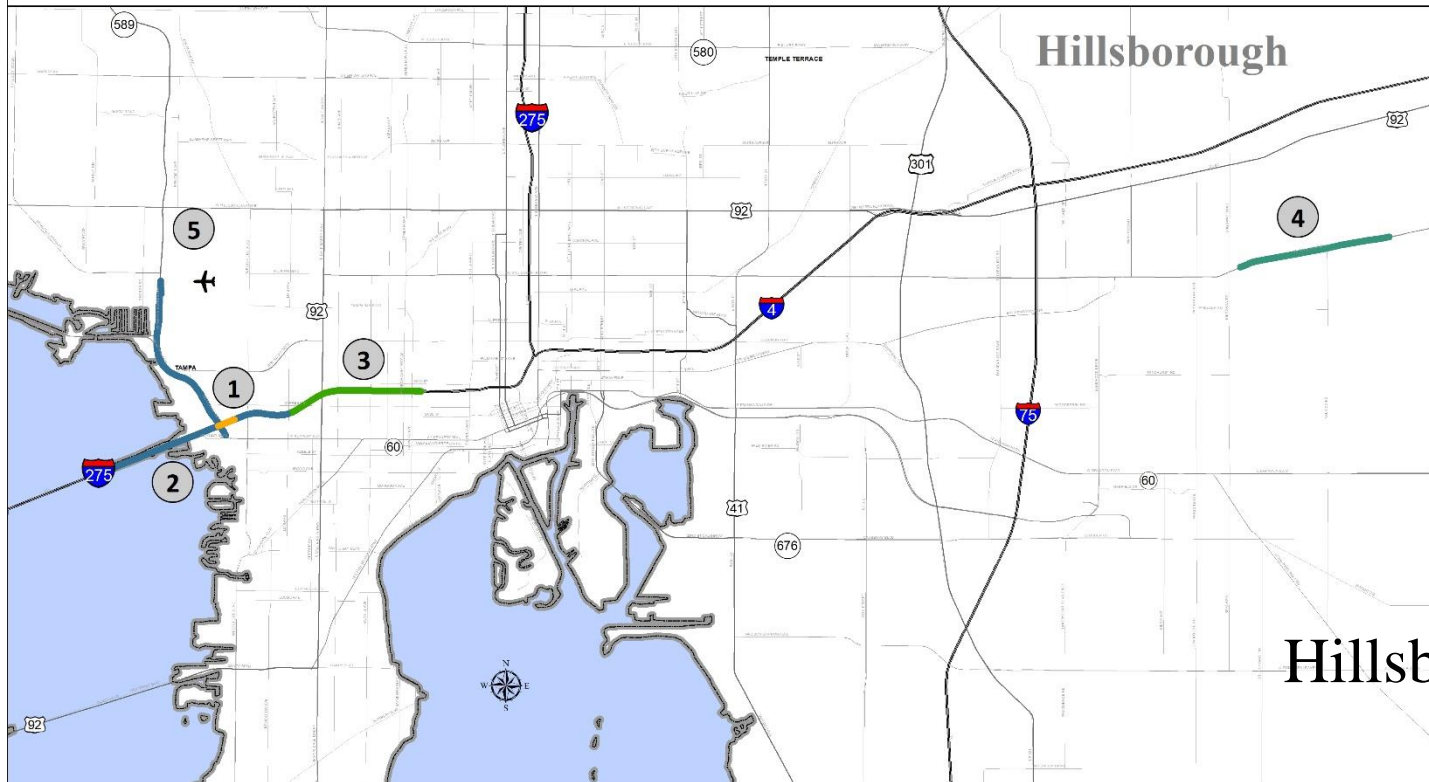
Hernando  
County

Pasco  
County

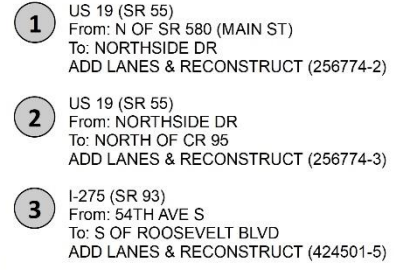
# DISTRICT 7

## HIGHLIGHTS OF TWP MAJOR PROJECTS

- |   |  |
|---|--|
| <p><b>1</b> I-275 (SR 93)/SR 60 INTERCHANGE<br/>INTERCHANGE - ADD LANES (412531-2)<br/>Tampa Bay Next Section 4 ROW</p>   | <p><b>4</b> SR 574 (MLK BLVD)<br/>From: EAST OF KINGSWAY RD<br/>To: EAST OF MCINTOSH RD<br/>ADD LANES &amp; RECONSTRUCT (255893-4)</p> |
| <p><b>2</b> I-275/SR 93 From S OF SR 60 To S OF LOIS<br/>SR 60 From S OF I-275 To N OF MEMORIAL<br/>ADD LANES &amp; RECONSTRUCT (433535-7)<br/>Tampa Bay Next Section 4 CST</p> | <p><b>5</b> TAMPA INTERNATIONAL AIRPORT - PHASE 2 AND<br/>3 MASTER PLAN PROJECTS<br/>AVIATION CAPACITY PROJECT (438753-1)</p>          |
| <p><b>3</b> I-275 (SR 93)<br/>From: S OF LOIS AVE<br/>To: E OF HILLSBOROUGH RIVER<br/>ADD LANES &amp; REHABILITATE PVMNT (434045-2)<br/>Tampa Bay Next Section 5</p>            |  |



## HIGHLIGHTS OF TWP MAJOR PROJECTS



# DISTRICT 7 – Accomplishments/Opportunities

---

## ✓ Accomplishments

- Howard Frankland Bridge (D/B CST to be completed 11/2024)
- The Gateway Expressway Project (First managed lane project in the Tampa Bay Region, nearing completion)
- Accelerated 22 construction projects due to less vehicles on roadways
- Two BUILD grants received in our region
- Complete Streets projects

## ✓ Opportunities

- Revenue Reductions
- TBNext Project Deferrals
- Safety
- Keeping pace with growth in Development
- Salary and Benefit Shortage

# TURNPIKE ENTERPRISE PROGRAM REVIEW

---



**Nicola Liquori,  
Executive Director**





# TURNPIKE ENTERPRISE

## Five Year Work Program - \$7.59M

---

Percent of Statewide Program – 16.4%

---

Resurfacing	\$315.3 M
Bridge Repair & Replacement	\$28.5 M
State Highway System & Other Roads Construction	\$3.87 B
Right of Way Land	\$270.6 M
Product Support Consultants	\$1.39 B
<u>Operations &amp; Maintenance Consultants/Contracts</u>	<u>\$1.71 B</u>

### Lane Miles

**Lanes Added – 239**

**Lanes Improved – 963**

### Bridges

**Repaired - 25**

**Replaced - 0**

# TURNPIKE ENTERPRISE PROGRAM STABILITY

**FLORIDA DEPARTMENT OF TRANSPORTATION**  
**Stability Report for Florida Transportation Commission**  
***VARIANCE SUMMARY BETWEEN Tentative AND Tentative***  
**Turnpike Enterprise**  
**Highways & Bridges and FLP Combined - Excludes Boxes**

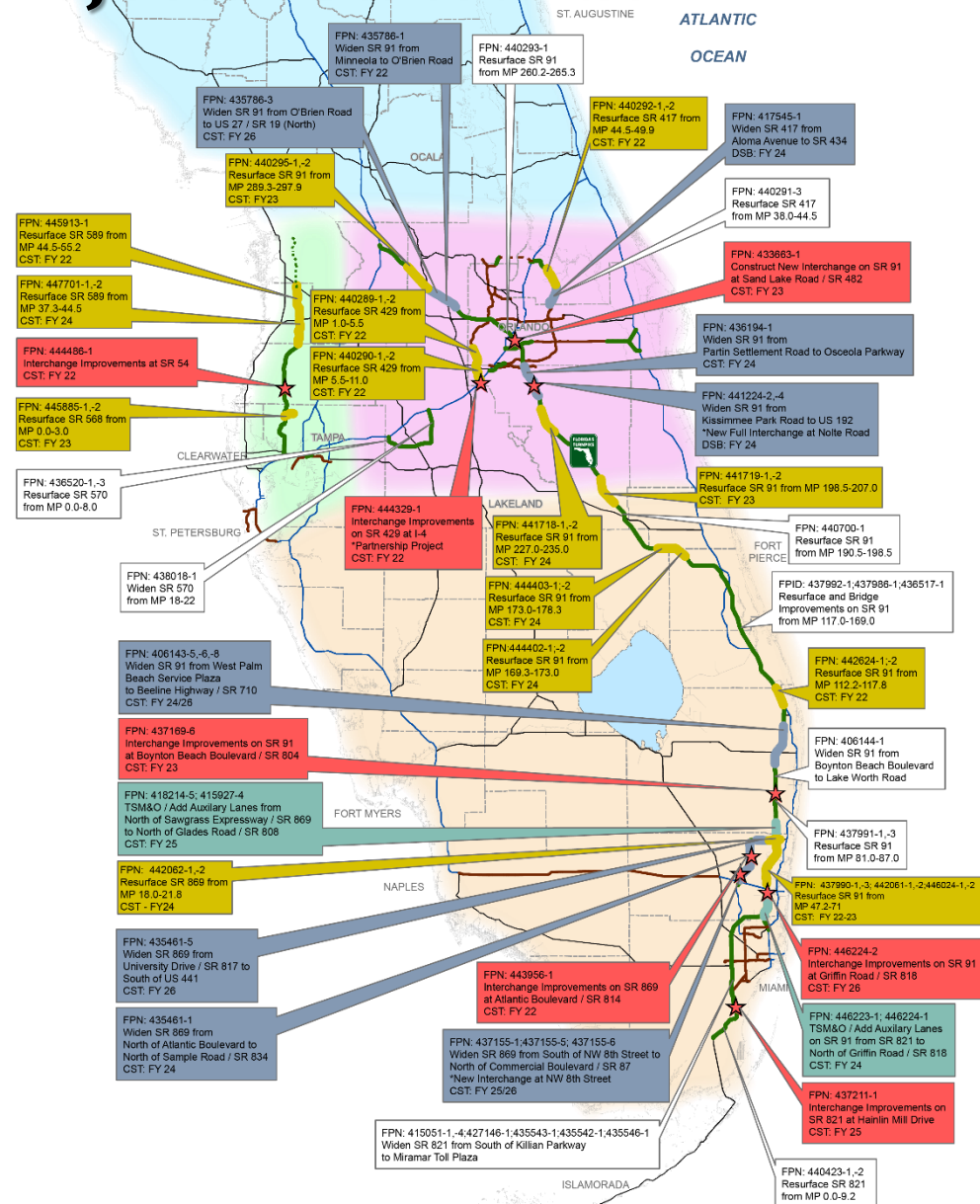
**FY: 2022 - 2025**

Category	4 COMMON YEARS		RESULTS WITHOUT EXTERNAL INFLUENCES	
	Count	Percent	Count	Percent
Advances	3	3.70%	3	3.70%
Defers	24	29.63%	24	29.63%
Deletions	6	7.41%	6	7.41%
Moved Out	8	9.88%	8	9.88%
No Changes	40	49.38%	40	49.38%
<b>Totals</b>	<b>81</b>	<b>100.00%</b>	<b>81</b>	<b>100.00%</b>
<b>External Influences</b>			<b>0</b>	<b>0.00%</b>

# Major Projects - Statewide

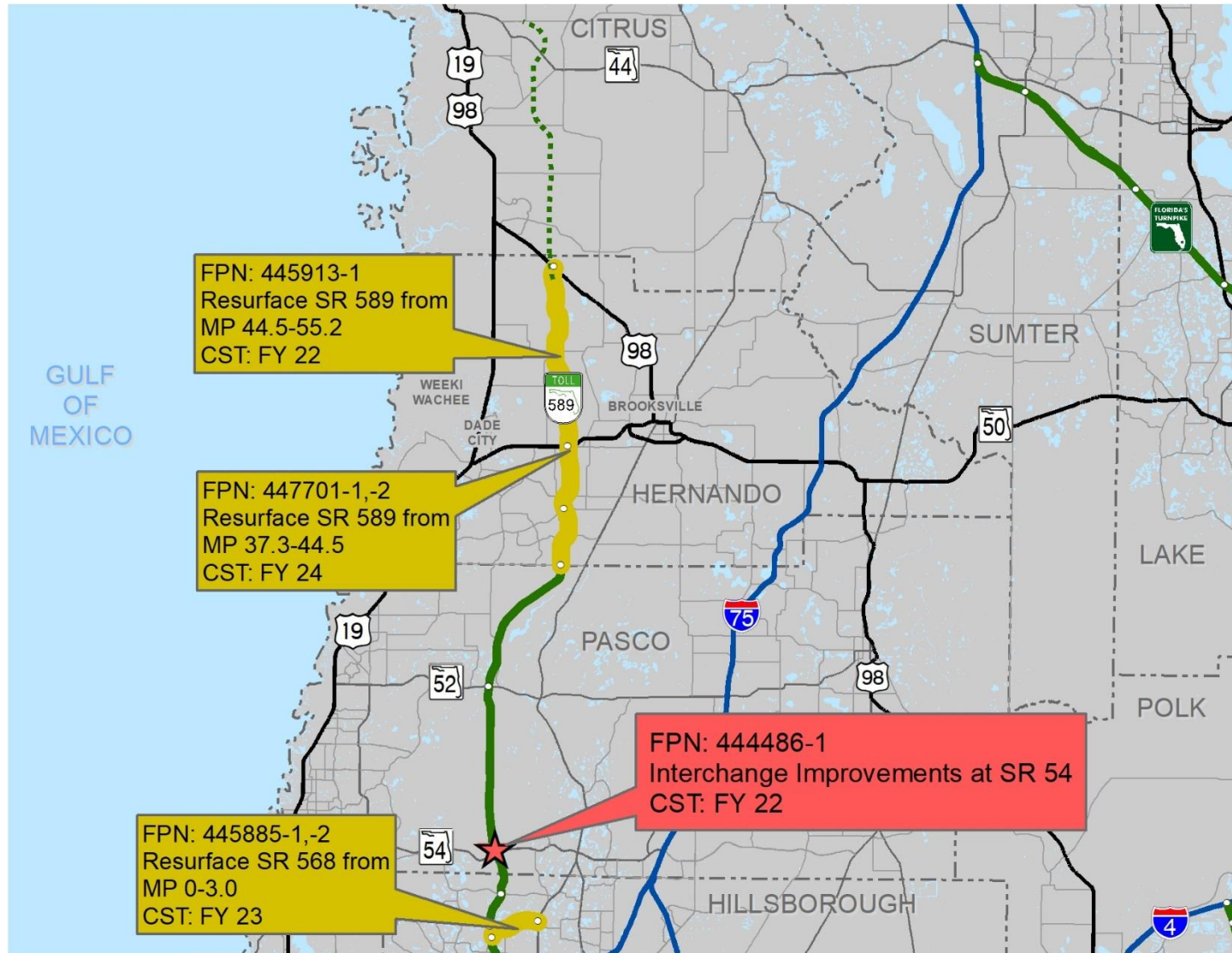
## LEGEND

- Existing
- Resurfacing
- Widenings
- Adding Auxiliary Lanes
- ★ Interchange Improvements



# Major Projects

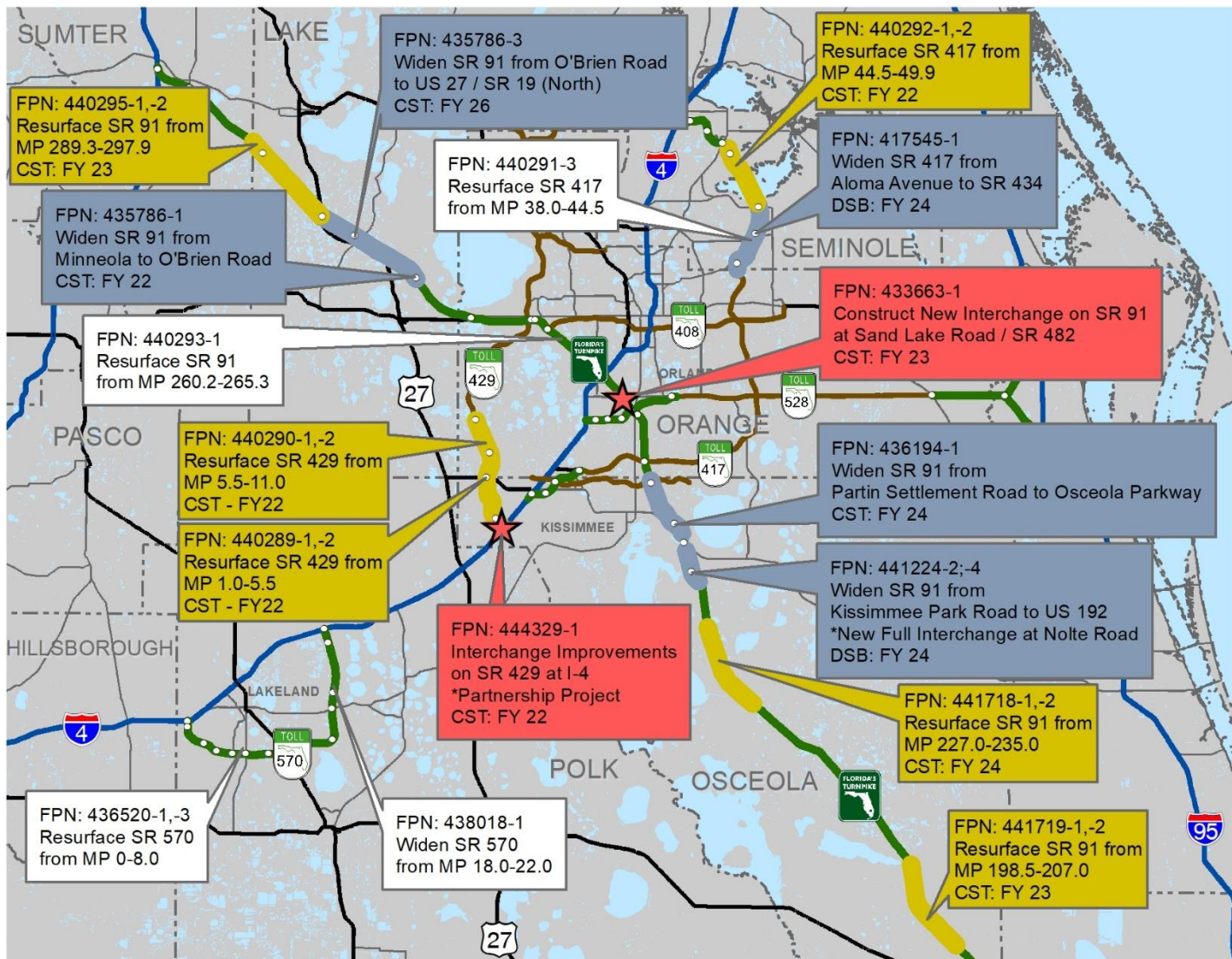
## West Florida





# Major Projects

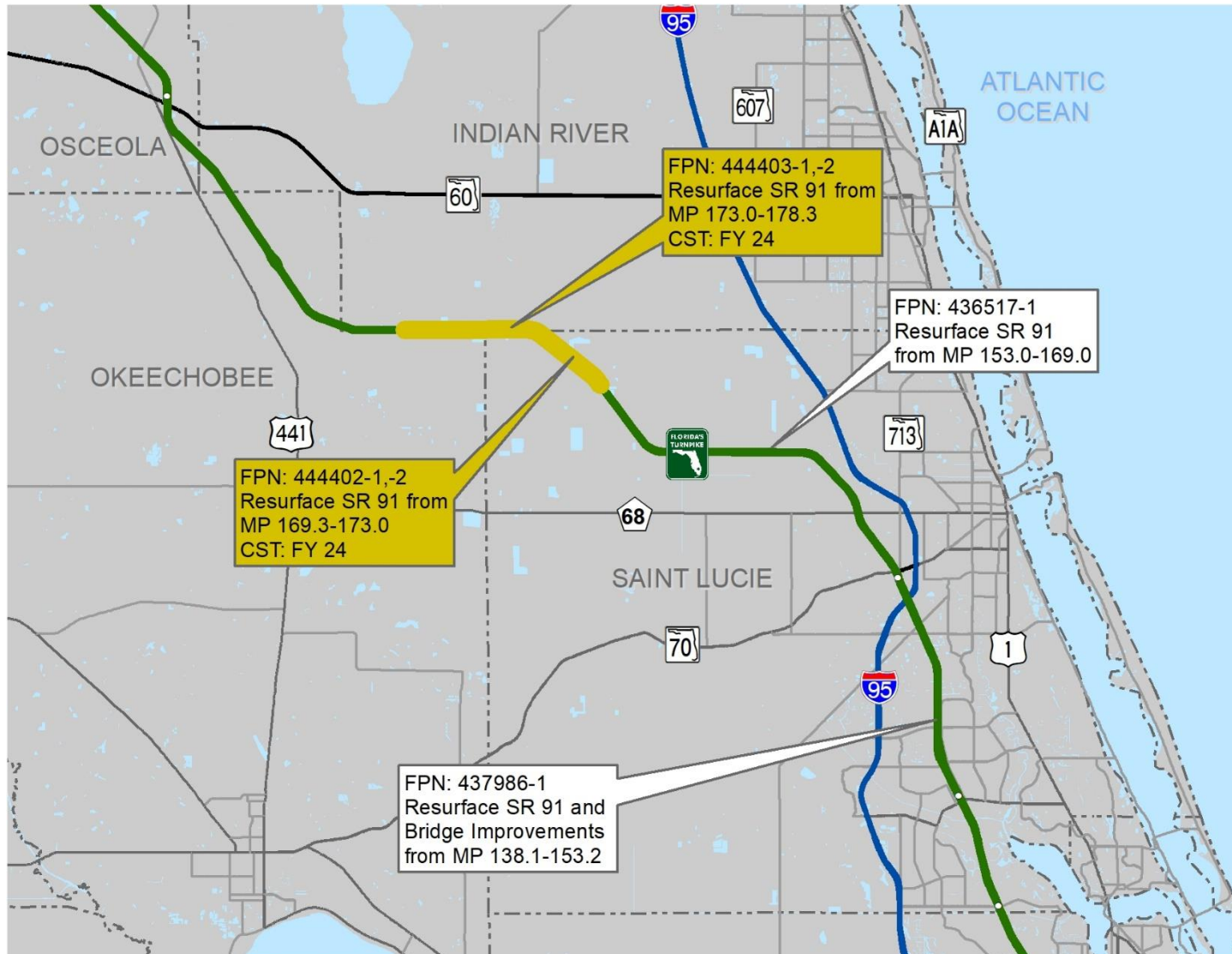
## Central Florida





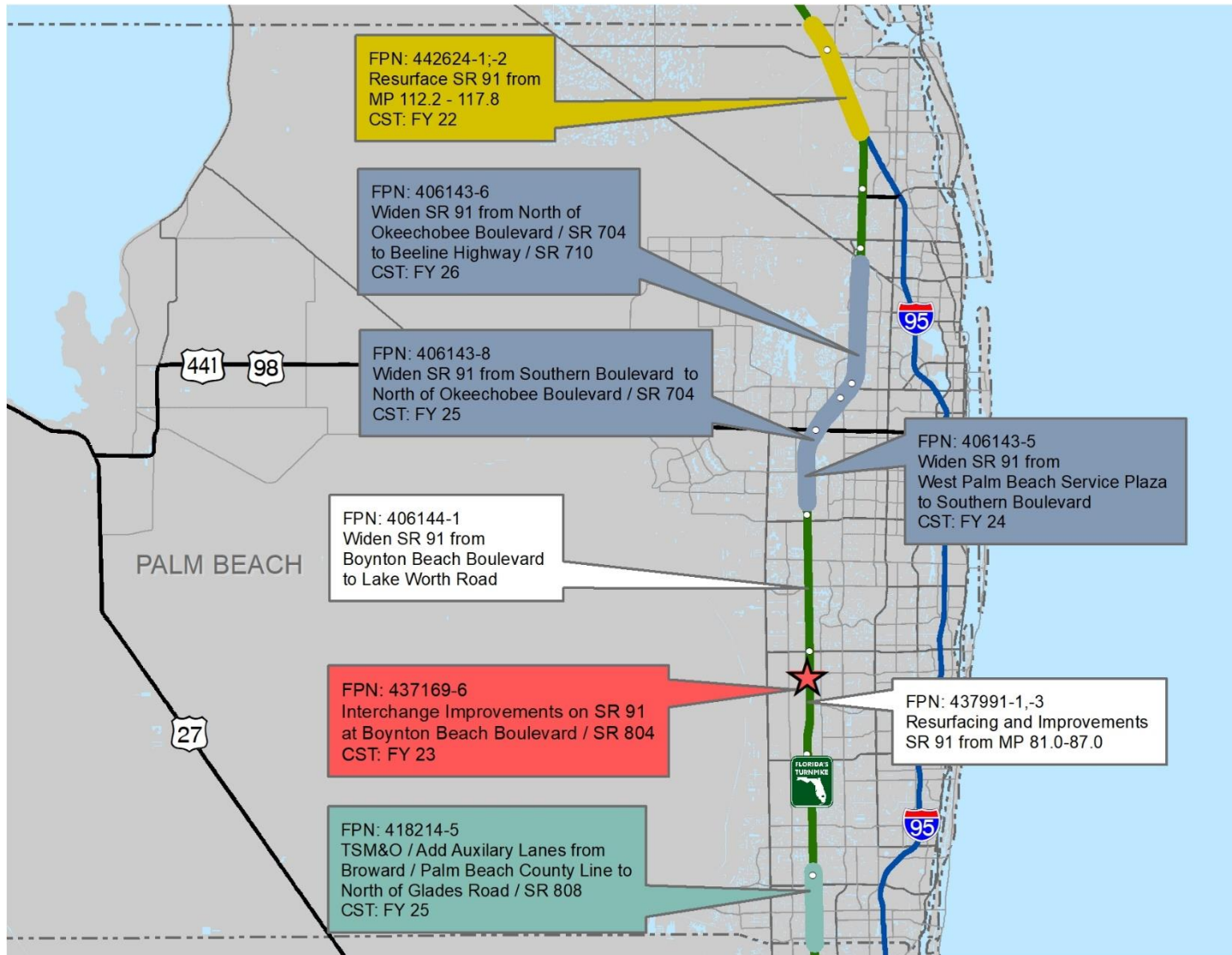
# Major Projects

## South Florida – Indian River and St. Lucie Counties



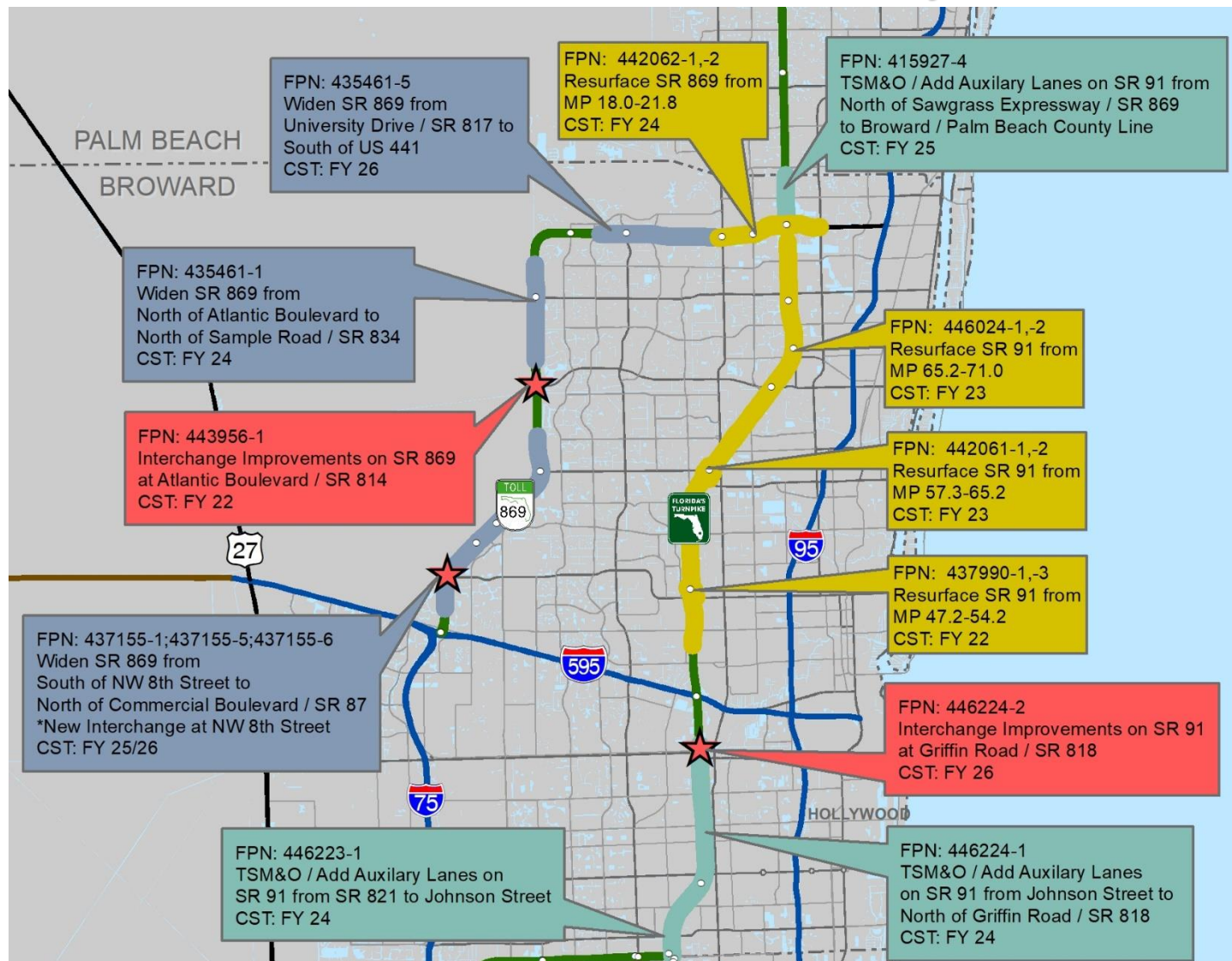
# Major Projects

## South Florida – Palm Beach County



# Major Projects

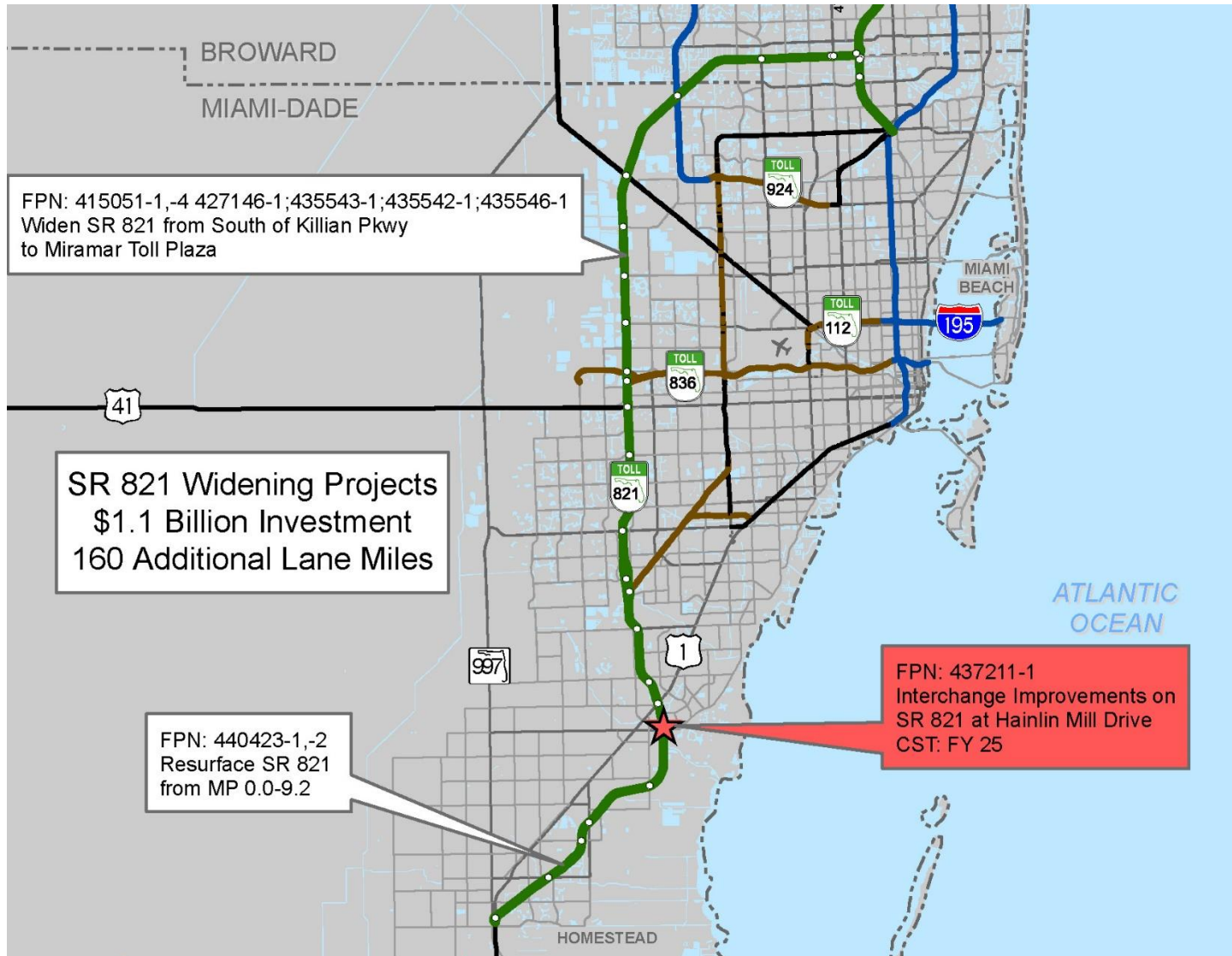
## South Florida – Broward County





# Major Projects

## South Florida – Miami-Dade County



# TURNPIKE ENTERPRISE

---

## ACCOMPLISHMENTS

- ◆ Technology Innovation Projects & Initiatives
- ◆ All-Electronic Tolling
- ◆ Construction Project Completions

## OPPORTUNITIES

- ◆ Project Delivery Efficiency
- ◆ FGT Coordination
- ◆ Toll Operations




# RAIL ENTERPRISE - PROGRAM REVIEW

---



**Brad Thoburn**



# **Rail Enterprise**

## **Five Year Work Program - \$624.1M**

---

Percent of Statewide Program – 1.4%

---

Bridge Repair & Replacement	\$1.3 M
Product Support Consultants	\$2.5 M
<u>Freight, Logistics &amp; Passenger Operations</u>	<u>\$620.4 M</u>

# RAIL ENTERPRISE - PROGRAM STABILITY

**FLORIDA DEPARTMENT OF TRANSPORTATION**  
**Stability Report for Florida Transportation Commission**  
***VARIANCE SUMMARY BETWEEN Tentative AND Tentative***  
**District 31**  
**Highways & Bridges and FLP Combined - Excludes Boxes**

**FY: 2022 - 2025**

	<b>4 COMMON YEARS</b>		<b>RESULTS WITHOUT EXTERNAL INFLUENCES</b>	
Category	Count	Percent	Count	Percent
Advances	0	0.00%	0	0.00%
Defers	0	0.00%	0	0.00%
Deletions	2	50.00%	2	50.00%
Moved Out	0	0.00%	0	0.00%
No Changes	2	50.00%	2	50.00%
<b>Totals</b>	<b>4</b>	<b>100.00%</b>	<b>4</b>	<b>100.00%</b>
<b>External Influences</b>			<b>0</b>	<b>0.00%</b>

# RAIL ENTERPRISE

## HIGHLIGHTS OF TWP MAJOR PROJECTS

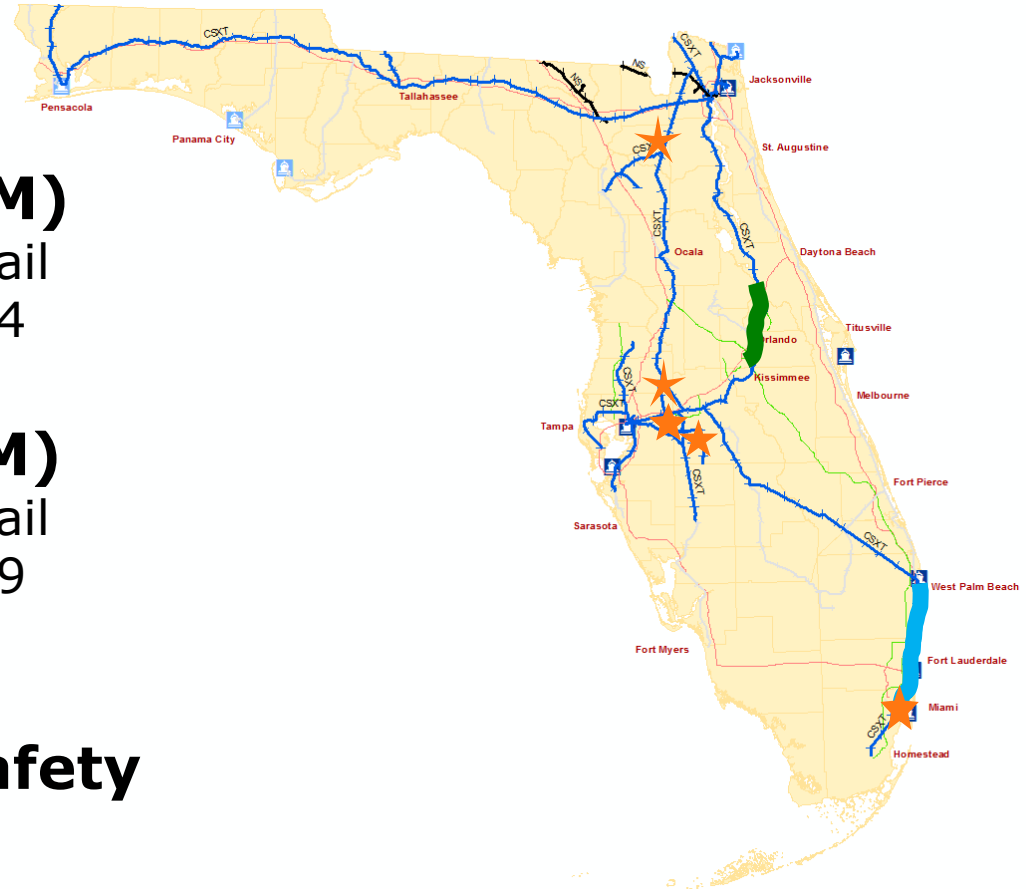
### ■ SunRail (\$150.1M)

- Regional commuter rail
- Began service in 2014

### ■ Tri-Rail (\$383.9M)

- Regional commuter rail
- Began service in 1989

### ★ Grade Separations/Safety Enhancements (\$32.6M)



# RAIL ENTERPRISE

## Operation S.T.R.I.D.E.

### Statewide Traffic and Railroad Initiative using Dynamic Envelopes

- \$58M state funds allocated (FY20-FY22)
- \$55M in FRE funds
- Completion date March 2022

Installation status as of 2/5/2021

RDE Crossing Installation Summary

District	Total Crossings to Install	Crossings Completed	Crossings Remaining
1	63	21	42
2	78	58	20
3	50	17	33
4	126	78	48
5	172	129	43
6	89	50	39
7	53	40	13
<b>Statewide</b>	<b>629</b>	<b>391</b>	<b>238</b>





# RAIL ENTERPRISE – ACCOMPLISHMENTS/OPPORTUNITIES

---

- PTC Fully Implemented
- SunRail Transition & Phase II North
- Passenger Rail

## Federal Railroad Administration Announces Landmark Achievement with Full Implementation of Positive Train Control

Tuesday, December 29, 2020

**WASHINGTON** - The U.S. Department of Transportation's Federal Railroad Administration (FRA) announced today that positive train control (PTC) technology is in operation on all 57,536 required freight and passenger railroad route miles, prior to the statutory deadline of December 31, 2020, set by Congress.



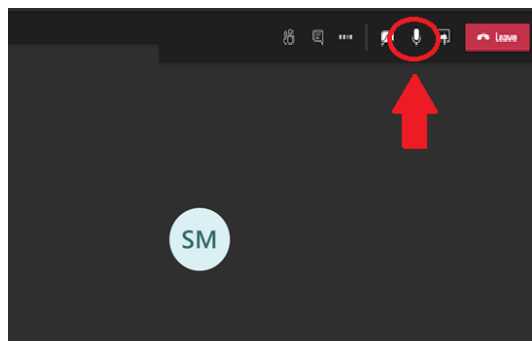
# **Florida Transportation Commission's Review Tentative Work Program FYs 2022 to 2026**

---

# Public Comments

The law requires the Commission to hold a statewide public hearing on the tentative work program...at which time it shall hear all questions, suggestions or comments offered by the public.

This is a public meeting. Please unmute yourself to comment.



If you joined via TEAMS

OR


\*6 to unmute  
from your phone



If you called in



Meeting is being recorded



# **Approval of the Tentative Work Program Review**

---

**The Chair will entertain a motion to ACCEPT  
Commission Staff's "recommendation" that  
the Tentative Work Program was found in  
"compliance" with the Laws and  
Departmental policies.**





# **Other FTC Business/Discussion**


---

**Chairman Ron Howse**



Meeting is being recorded





# Adjourn

---

## Chairman Ron Howse



Meeting is being recorded