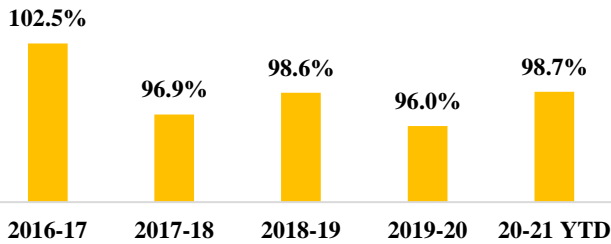


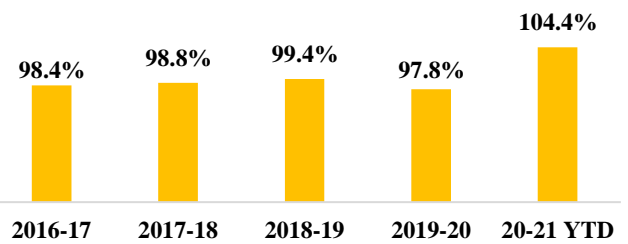
# Quarter Two Performance Trends

## Consultant Trends

**Consultant Contract Dollars  
Relative to Estimate**  
(Measure: 95% - 105%)

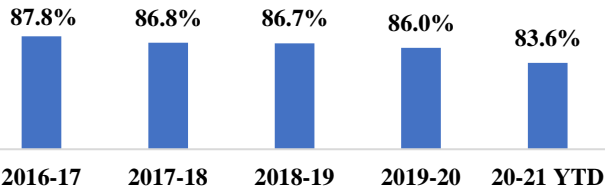


**Consultant Contracts Executed  
Relative to Plan**  
(Measure: 95% - 105%)

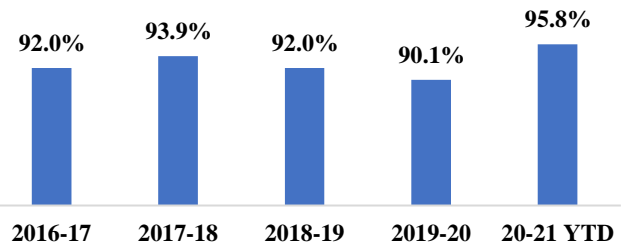


## Construction Time and Money Trends

**Completed Construction Contracts  
Meeting Time Objective**  
(Measure: 80% Contracts <=120% of Time)

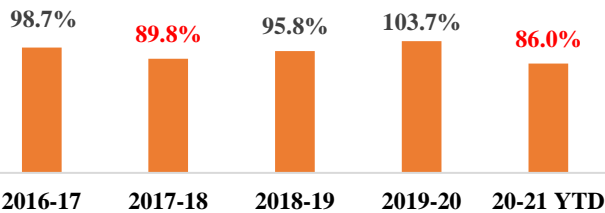


**Completed Construction Contracts  
Meeting Cost Objective**  
(Measure: 90% of Contracts <=110% of Cost)

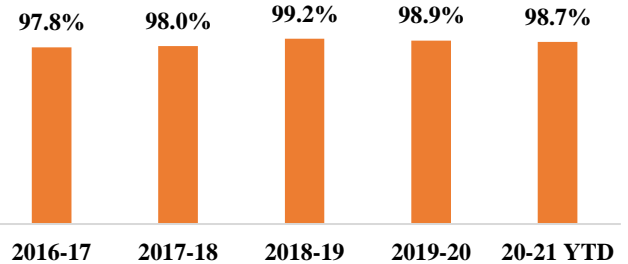


## Construction Trends

**Construction Contract Dollars  
Relative to Estimate**  
(Measure: 95% - 105%)



**Construction Contracts Executed  
Relative to Plan**  
(Measure: Minimum 95%)



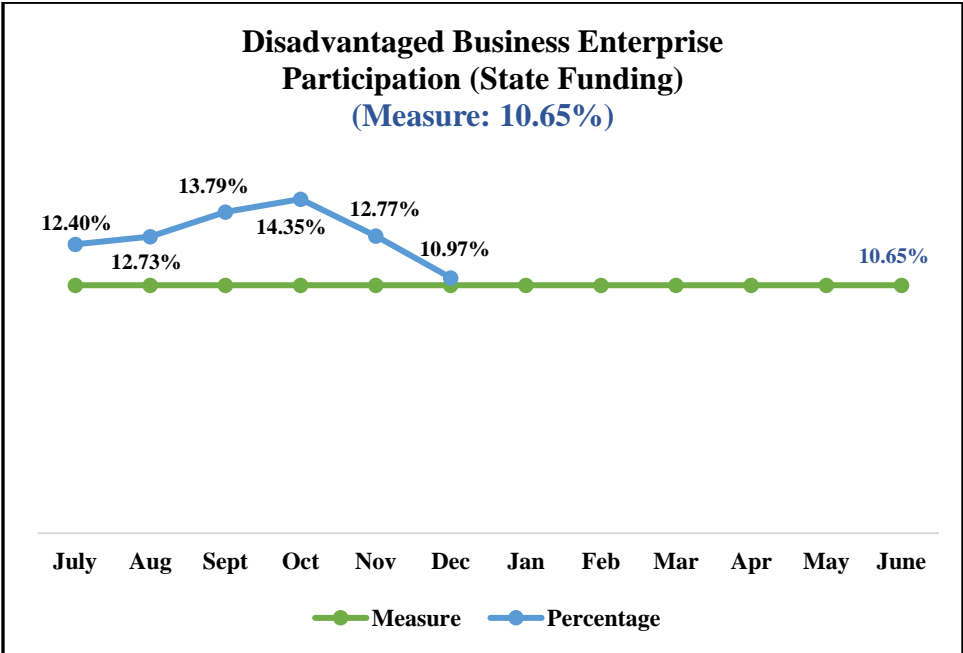
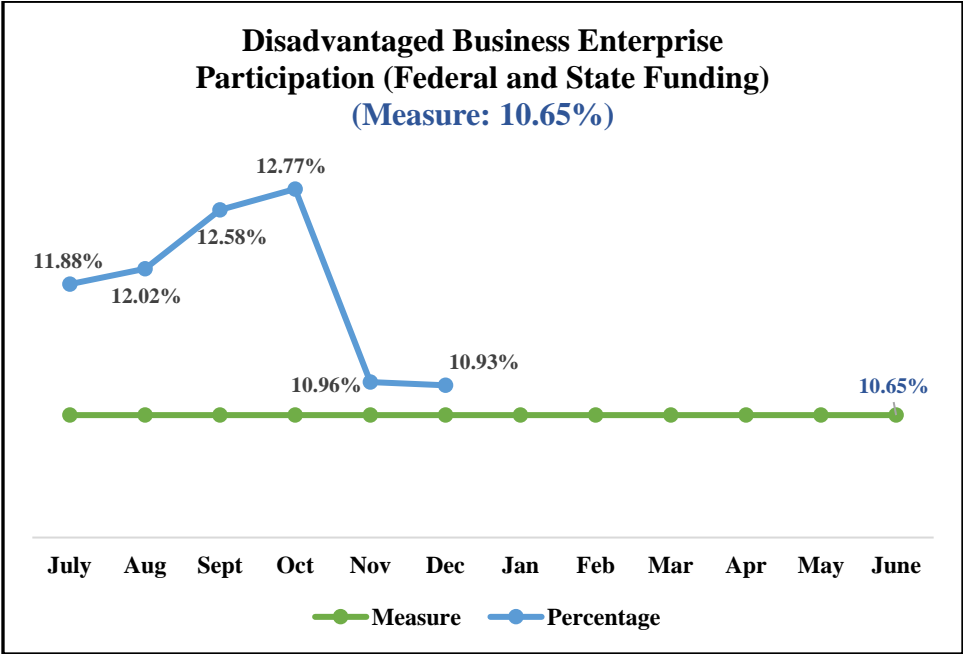
## State Transportation Trust Fund

	Forecast		Actual	
	Cash Balance (Millions)	Commitment Balance (Billions)	Cash Balance (Millions)	Commitment Balance (Billions)
<b>October</b>	\$364.4	\$13.54	\$386.2	\$11.91
<b>November</b>	\$294.3	\$13.33	\$368.1	\$11.66
<b>December</b>	<b>\$311.0</b>	<b>\$13.19</b>	<b>\$497.6</b>	<b>\$11.57</b>

(Section 339.135(6)(b) of the Florida Statutes requires a minimum \$50 million actual cash balance quarterly.)

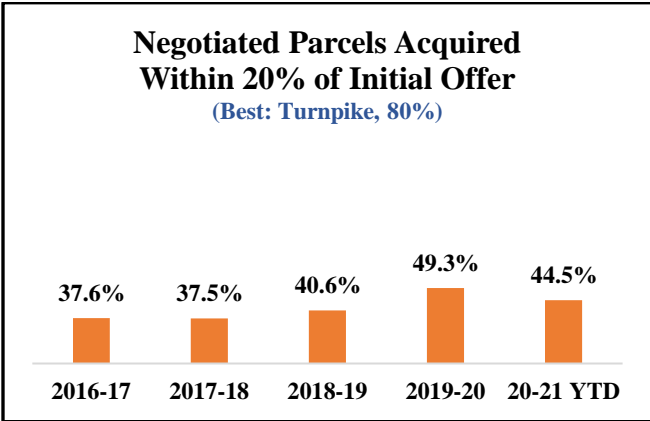
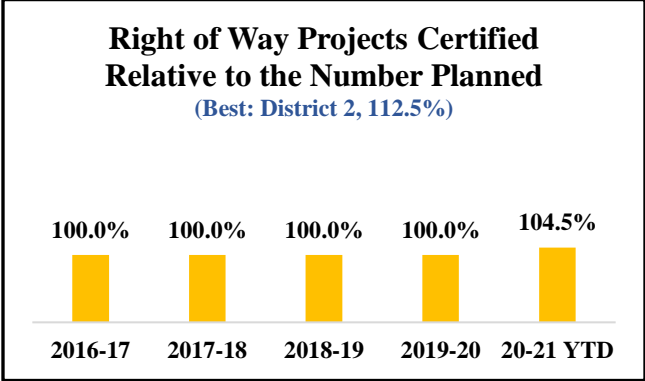
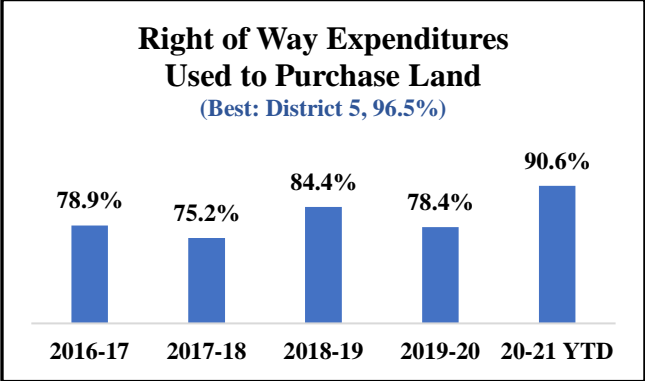
# Quarter Two Performance Trends

## Disadvantaged Business Enterprise Participation Trends



# Quarter Two Performance Trends

## Right of Way



## Administrative Costs Management Trend

