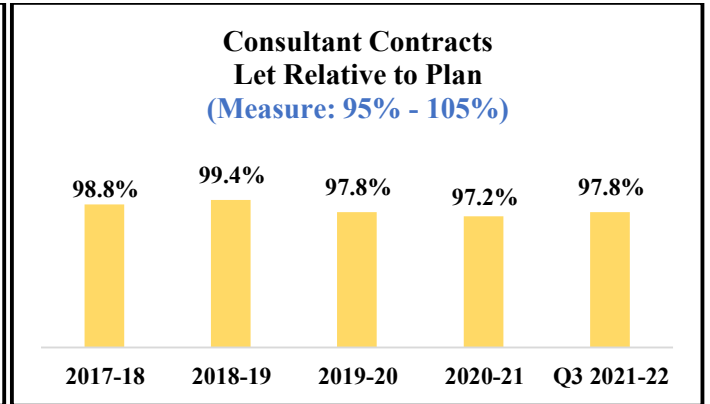
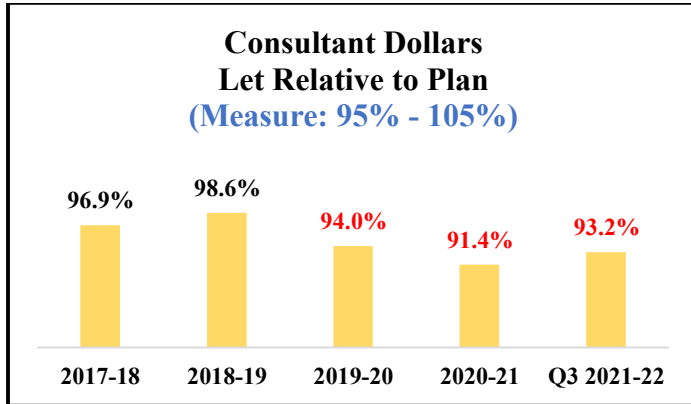
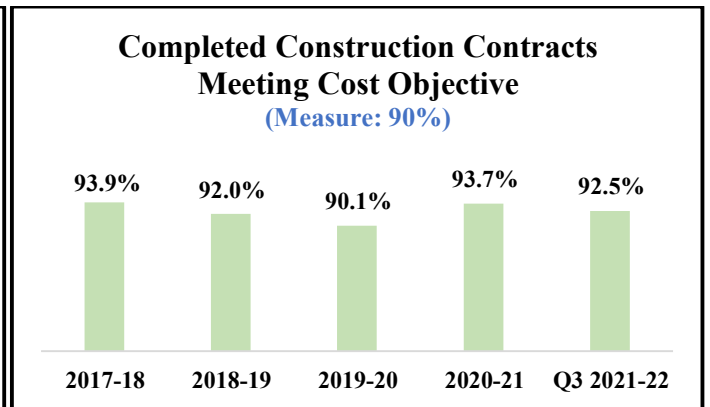
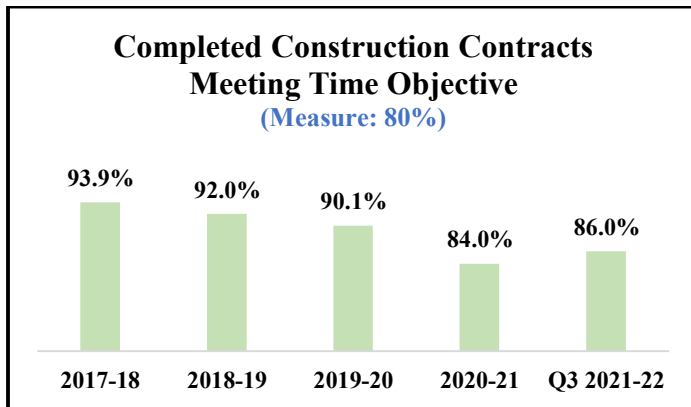


# Fiscal 2021 – 2022 Quarter Three Performance Trends

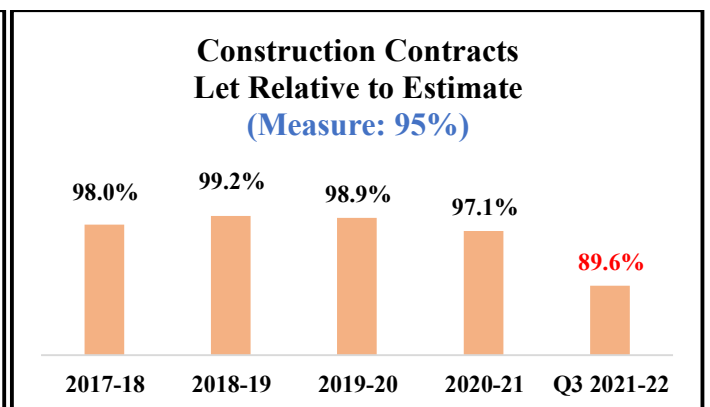
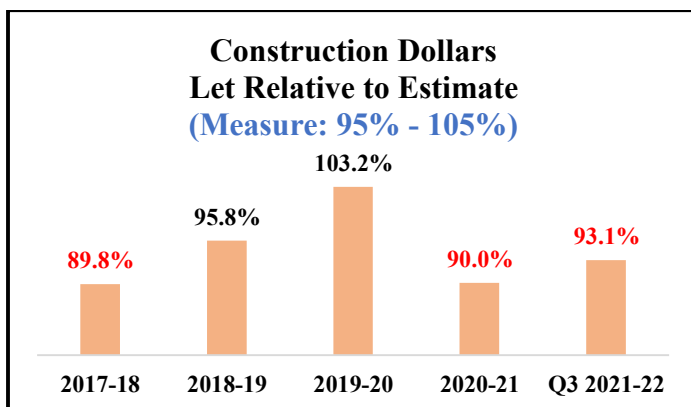
## Consultant Trends



## Time and Cost Trends



## Construction Trends



# Fiscal 2021 – 2022 Quarter Three Performance Trends

## State Transportation Trust Fund

	Forecast		Actual	
	Cash Balance (Millions)	Commitment Balance (Billions)	Cash Balance (Millions)	Commitment Balance (Billions)
January	\$306.3	\$12.5 B	\$917.9	\$11.9 B
February	\$374.1	\$12.2 B	\$869.1	\$11.8 B
March	\$440.2	\$12.0 B	\$825.9	\$11.7 B

(Section 339.135(6)(b) of the *Florida Statutes* requires a minimum \$50 million actual cash balance quarterly.)

## Minority Business Enterprise and Disadvantaged Business Enterprise Programs

